



MOON  
DECOR  
PORTOFINO

**CONTEMPORARY**  
COLLECTIONS

LISTINO PREZZI  
PRICE LIST

**MAGGIO | MAY**  
**2022**


modo 10<sup>®</sup>  
ITALIA

**ESSENZE E MANIGLIE**  
**ESSENCES AND HANDLES**

**MOON / DECOR / PORTOFINO COLLEZIONI COLLECTIONS**  
**FRASSINO - ASHWOOD**



**LATTE**




**PERLA**




**FUMO**




**CENERE**




**CASTAGNA**



**SIGARO**




**CHINOTTO**



**LIQUIRIZIA**



**TERRACOTTA**



**BIANCO** OPACO E LUCIDO  
GLOSSY AND MATT



**CERA** OPACO E LUCIDO  
GLOSSY AND MATT




**POMICE** OPACO E LUCIDO  
GLOSSY AND MATT



**SABBIA** OPACO E LUCIDO  
GLOSSY AND MATT



**CANAPA** OPACO E LUCIDO  
GLOSSY AND MATT




**TITANIO** OPACO E LUCIDO  
GLOSSY AND MATT



**BRUNO** OPACO E LUCIDO  
GLOSSY AND MATT



**CIPRIA** OPACO E LUCIDO  
GLOSSY AND MATT



**CIELO** OPACO E LUCIDO  
GLOSSY AND MATT



**TORTORA** OPACO E LUCIDO  
GLOSSY AND MATT



**ALGA** OPACO E LUCIDO  
GLOSSY AND MATT



**MARASCA** OPACO E LUCIDO  
GLOSSY AND MATT

**FRASSINO FINITURA OLIO**  
**OIL FINISH ASHWOOD**



**GRIGIO OLIO**

**FRASSINO VERNICIATO**  
**PAINTED ASHWOOD**



**TABACCO**


**DECOR / PORTOFINO COLLEZIONI COLLECTIONS**  
**NOCE - WALNUT**



**NATURA**



**ARGILLA**




**SIENA**



**AMBRA**

**MOON / DECOR / PORTOFINO COLLEZIONI COLLECTIONS**  
**FINITURE INTERNI ARMADI | INTERNAL WARDROBES FINISHES**



DI SERIE PER ARMADI SCORREVOLE  
 MOON, DECOR E PORTOFINO  
 STANDARD FOR MOON, DECOR AND  
 PORTOFINO SLIDING-DOOR WARDROBES

**DECORATIVO OLMO SBIANCATO**



DI SERIE PER ARMADI  
 BATTENTI PORTOFINO  
 STANDARD FOR PORTOFINO  
 HINGED-DOOR WARDROBES

**FRASSINO ACACIA**


**DECOR / PORTOFINO COLLEZIONI COLLECTIONS**  
**FINITURE SU METALLO PER PIEDI E MANIGLIE - OPTIONAL**  
**METAL FINISHES FOR FEET AND HANDLES - OPTIONAL**



**NICHEL** SPAZZOLATO  
BRUSHED **NICKEL**



**BRONZO** SPAZZOLATO  
BRUSHED **BRONZE**



**OTTONE** BRUNITO  
BURNISHED **BRASS**

**DECOR / PORTOFINO COLLEZIONI COLLECTIONS**

**MANIGLIA | HANDLE "RABBIT"**  
 NICKEL LUCIDO | GLOSSY NICKEL



DIM. IN CM.: L. 14 H. 3.5



DIM. IN CM.: L. 15.8 H. 4.5

**MANIGLIA | HANDLE "CINGHIETTA"**  
 NICKEL SATINATO | SATINIZED NICKEL



DIM. : L. 11,5 H. 2,5 CM



DIM. : L. 15 H. 2,5 CM

**MANIGLIA | HANDLE "CUORE"**  
 NICKEL LUCIDO | GLOSSY NICKEL



DIM. : L. 10 H. 4,1 CM

**MANIGLIA | HANDLE "MONDRIAN"**



LACCATO ABBINATO AL COLORE DEL MOBILE  
 LACQUERED COLOUR TO MATCH THE FINISH  
 OF THE FURNITURE DIM. : L. 12 CM

modo 10<sup>®</sup>  
ITALIA



# MOON - MOONLIGHT NOTTE E GIORNO

---

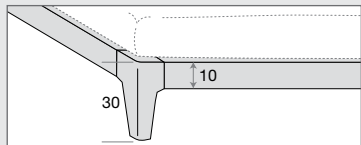
# MOON - MOONLIGHT NIGHT AND DAY

CARATTERISTICHE TECNICHE TECHNICAL CHARACTERISTICS	4
LETTI BEDS	14
ARMADI WARDROBES	16
COMODINI E COMÒ BEDSIDE TABLES AND CHEST OF DRAWERS	20
CREDENZE E SPECCHIERE SIDEBOARDS AND MIRRORS	21
TAVOLI E SEDIE TABLES AND CHAIRS	22
DIVANI E POLTRONE SOFAS AND ARMCHAIRS	23

# MOON NOTTE - NIGHT

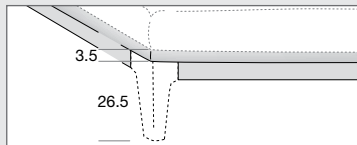
## CARATTERISTICHE TECNICHE TECHNICAL CHARACTERISTICS

### LETTI BEDS



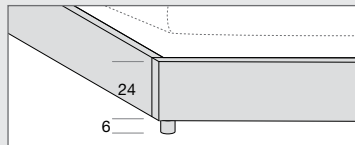
GIROLETTO LEGNO IN PANNELLO LISTELLARE RIVESTITO FRASSINO – PIEDE IN MASSELLO FRASSINO

WOODEN BED SURROUND IN BLOCKBOARD PANEL COVERED IN ASHWOOD – FOOT IN SOLID ASHWOOD H. 6 CM



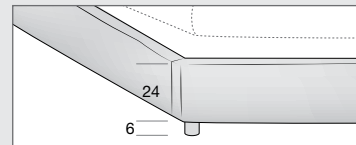
GIROLETTO LEGNO E IMBOTTITO IN PANNELLO DI LISTELLARE FRASSINO E IMBOTTITO IN GOMMAPIUMA E RIVESTITO CON TESSUTI DA CAMPIONARIO – PIEDE IN MASSELLO DI FRASSINO

WOODEN BED SURROUND AND UPHOLSTERED IN ASHWOOD BLOCKBOARD PANEL AND UPHOLSTERED IN FOAM RUBBER AND COVERED WITH SAMPLE FABRICS – FOOT IN SOLID ASHWOOD



GIROLETTO LEGNO IN PANNELLO LISTELLARE FRASSINO PIEDE IN PLASTICA H. 6 CM


WOODEN BED SURROUND IN BLOCKBOARD ASHWOOD PANEL – FOOT IN PLASTIC H. 6 CM



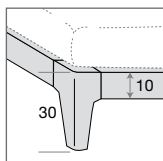
GIROLETTO IMBOTTITO STRUTTURA IN MULTISTRATO, IMBOTTITO IN GOMMAPIUMA E RIVESTITO CON TESSUTI DA CAMPIONARIO – PIEDE IN PLASTICA H. 6 CM

UPHOLSTERED BED SURROUND WITH STRUCTURE IN MULTILAYER, UPHOLSTERED IN FOAM RUBBER AND COVERED WITH SAMPLE FABRICS – FOOT IN PLASTIC H. 6 CM

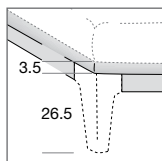
### ALBA



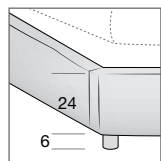
TESTATA IMBOTTITA CON LAVORAZIONE PLISSÉ  
UPHOLSTERED PANEL WORKED WITH PLISSÉ



GIROLETTO LEGNO  
WOODEN BED SURROUND



GIROLETTO LEGNO E IMBOTTITO  
WOODEN BED SURROUND AND UPHOLSTERED BLOCKBOARD



GIROLETTO IMBOTTITO  
UPHOLSTERED BED SURROUND

### TESTIERA IMBOTTITA

**TESTIERA** STRUTTURA IN MULTISTRATO DI PIOPPO DA 3 CM.

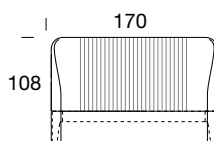
**RIVESTIMENTO** TESSUTI E PELLI DA CAMPIONARIO CON LAVORAZIONE PLISSÉ

### UPHOLSTERED PANEL

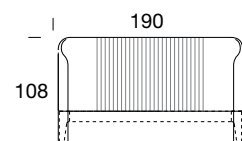
**HEADBOARD** STRUCTURE IN 3 CM POPLAR MULTILAYER

**UPHOLSTERY** FABRICS AND LEATHER FROM SAMPLES WITH PLISSÉ PROCESSING

### DIMENSIONI TESTIERE HEADBOARD DIMENSIONS

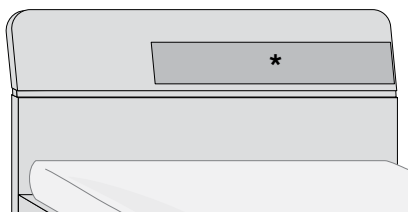


L.160

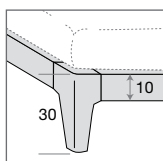


L.180

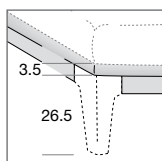
### MOON



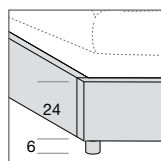
PANNELLO LEGNO  
WOODEN PANEL



GIROLETTO LEGNO  
WOODEN BED SURROUND



GIROLETTO LEGNO E IMBOTTITO  
WOODEN BED SURROUND AND UPHOLSTERED BLOCKBOARD



GIROLETTO LEGNO  
WOODEN BED SURROUND



DECORO CERCHIO  
CIRCLE DECORATION



DECORO GEOMETRICO  
GEOMETRIC DECORATION

### PANNELLO LEGNO

**TESTIERA** IN LISTELLARE IMPIALLACCIATO FRASSINO  
DECORO A SCELTA TRA "CERCHIO" O "GEOMETRICO"

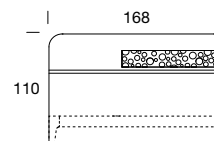
**DECORO** PANNELLO DI MULTISTRATO MASSELLO DI FRASSINO

### WOODEN PANEL

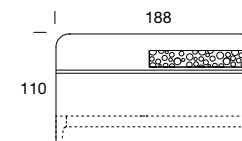
**HEADBOARD** IN ASHWOOD BLOCKBOARD PANEL  
CHOICE BETWEEN "CIRCLE" OR "GEOMETRIC" DECORATION

**DECORATION** SOLID ASWOOD MULTILAYER PANEL

### DIMENSIONI TESTIERE HEADBOARD DIMENSIONS



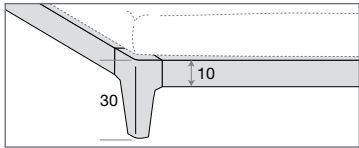
L.160



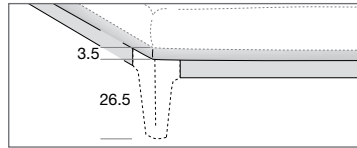
L.180

**CARATTERISTICHE TECNICHE**  
**TECHNICAL CHARACTERISTICS**

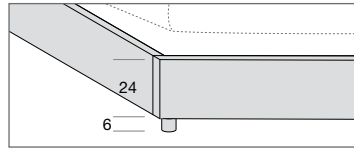
**LETTI**  
**BEDS**



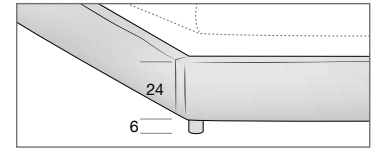
**GIROLETTO LEGNO IN PANNELLO LISTELLARE RIVESTITO FRASSINO – PIEDE IN MASSELLO FRASSINO**  
WOODEN BED SURROUND IN BLOCKBOARD PANEL COVERED IN ASHWOOD – FOOT IN SOLID ASHWOOD H. 6 CM



**GIROLETTO LEGNO E IMBOTTITO IN PANNELLO DI LISTELLARE FRASSINO E IMBOTTITO IN GOMMAPIUMA E RIVESTITO CON TESSUTI DA CAMPIONARIO – PIEDE IN MASSELLO DI FRASSINO**  
WOODEN BED SURROUND AND UPHOLSTERED IN ASHWOOD BLOCKBOARD PANEL AND UPHOLSTERED IN FOAM RUBBER AND COVERED WITH SAMPLE FABRICS – FOOT IN SOLID ASHWOOD



**GIROLETTO LEGNO IN PANNELLO LISTELLARE FRASSINO PIEDE IN PLASTICA H. 6 CM**  
WOODEN BED SURROUND IN BLOCKBOARD ASHWOOD PANEL – FOOT IN PLASTIC H. 6 CM

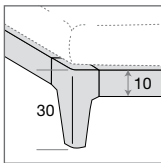


**GIROLETTO IMBOTTITO STRUTTURA IN MULTISTRATO, IMBOTTITO IN GOMMAPIUMA E RIVESTITO CON TESSUTI DA CAMPIONARIO – PIEDE IN PLASTICA H. 6 CM**  
UPHOLSTERED BED SURROUND WITH STRUCTURE IN MULTILAYER, UPHOLSTERED IN FOAM RUBBER AND COVERED WITH SAMPLE FABRICS – FOOT IN PLASTIC H. 6 CM

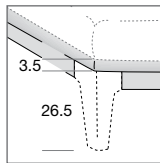
**HONEY**



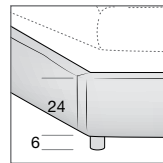
**PANNELLO IMBOTTITO**  
UPHOLSTERED PANEL



**GIROLETTO LEGNO**  
WOODEN BED SURROUND



**GIROLETTO LEGNO E IMBOTTITO**  
WOODEN BED SURROUND AND UPHOLSTERED BLOCKBOARD



**GIROLETTO IMBOTTITO**  
UPHOLSTERED BED SURROUND

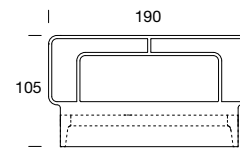
**PANNELLO IMBOTTITO**

**TESTIERA** STRUTTURA IN LISTELLARE IMPIALLACCIATO FRASSINO E PANNELLO MULTISTRATI PIOPPO IMBOTTITO IN GOMMAPIUMA E RIVESTITO CON TESSUTI DA CAMPIONARIO

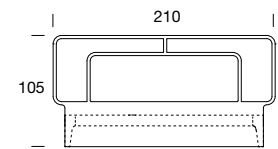
**UPHOLSTERED PANEL**

**HEADBOARD** IN BLOCKBOARD PANEL COVERED IN ASHWOOD AND POPLAR MULTILAYER PANEL UPHOLSTERED IN FOAM RUBBER COVERED WITH SAMPLE FABRICS

**DIMENSIONI TESTIERE**  
**HEADBOARD DIMENSIONS**

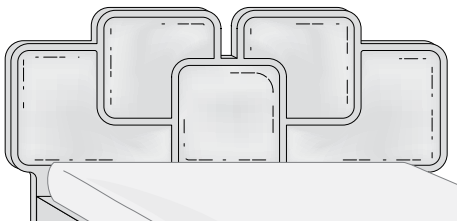


L.160

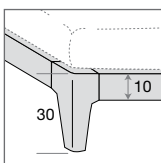


L.180

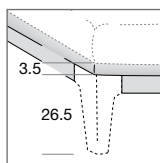
**NUVOLA**



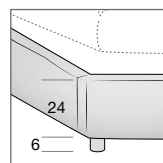
**PANNELLO IMBOTTITO**  
UPHOLSTERED PANEL



**GIROLETTO LEGNO**  
WOODEN BED SURROUND



**GIROLETTO LEGNO E IMBOTTITO**  
WOODEN BED SURROUND AND UPHOLSTERED BLOCKBOARD



**GIROLETTO IMBOTTITO**  
UPHOLSTERED BED SURROUND

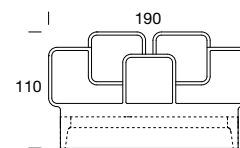
**PANNELLO IMBOTTITO**

**TESTIERA** STRUTTURA IN LISTELLARE IMPIALLACCIATO FRASSINO E PANNELLO MULTISTRATI PIOPPO IMBOTTITO IN GOMMAPIUMA E RIVESTITO CON TESSUTI DA CAMPIONARIO

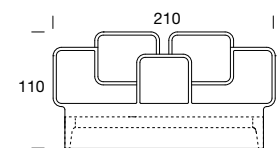
**UPHOLSTERED PANEL**

**HEADBOARD** IN BLOCKBOARD PANEL COVERED IN ASHWOOD AND POPLAR MULTILAYER PANEL UPHOLSTERED IN FOAM RUBBER COVERED WITH SAMPLE FABRICS

**DIMENSIONI TESTIERE**  
**HEADBOARD DIMENSIONS**



L.160

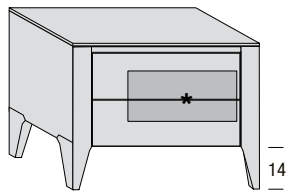


L.180

### COMODINO, COMÒ E CASSETTIERA

#### BEDSIDE TABLE, CHEST OF DRAWERS AND DRAWERS UNIT

##### COMODINO 2 CASSETTI BEDSIDE TABLE WITH 2 DRAWERS



APERTURA PUSH-PULL  
PUSH-PULL OPENING

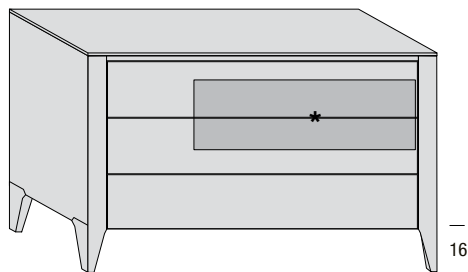


DECORO CERCHIO  
CIRCLE DECORATION



DECORO GEOMETRICO  
GEOMETRIC DECORATION

##### COMÒ 3 CASSETTI CHEST OF DRAWERS WITH 3 DRAWERS



APERTURA PUSH-PULL  
PUSH-PULL OPENING

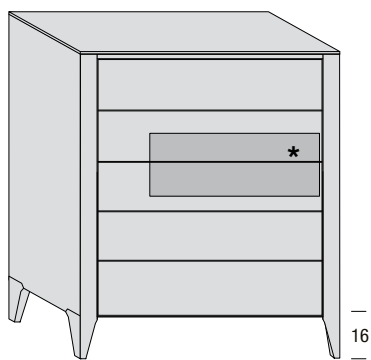


DECORO CERCHIO  
CIRCLE DECORATION



DECORO GEOMETRICO  
GEOMETRIC DECORATION

##### CASSETTIERA 5 CASSETTI DRAWERS UNIT WITH 5 DRAWERS



APERTURA PUSH-PULL  
PUSH-PULL OPENING



DECORO CERCHIO  
CIRCLE DECORATION



DECORO GEOMETRICO  
GEOMETRIC DECORATION

##### COMODINO, COMÒ E CASSETTIERA

<b>STRUTTURA ESTERNA</b>	PANNELLO DI LISTELLARE IMPIALLACCIATO FRASSINO
<b>STRUTTURA INTERNA</b>	PANNELLO DI MULTISTRATO PIOPPO
<b>TOP</b>	PANNELLO DI MULTISTRATO FRASSINO SP. 0,8 CM
<b>GAMBA LATERALE</b>	MASSELLO DI FRASSINO
<b>FRONTALE CASSETTI</b>	PANNELLO DI LISTELLARE IMPIALLACCITO FRASSINO
<b>DECORO</b>	PANNELLO DI MULTISTRATO MASSELLO DI FRASSINO
<b>CASSETTI</b>	STRUTTURA IN PANNELLO DI MULTISTRATI BETULLA, FONDO CASSETTO MULTISTRATI IMPIALLACCIATO FRASSINO
<b>SPALLE</b>	IN LEGNO FJ RIVESTITO FRASSINO SEZIONE 60/70X25.
<b>SCHIENALE</b>	PANNELLO DI MULTISTRATO PIOPPO.
<b>GUIDE</b>	PUSH PULL REGOLABILI IN ALTEZZA

##### BEDSIDE TABLE, CHEST OF DRAWERS AND DRAWERS UNIT

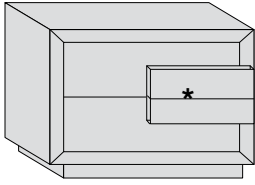
<b>OUTSIDE STRUCTURE</b>	BLOCKBOARD PANEL COVERED IN ASHWOOD
<b>INSIDE STRUCTURE</b>	POPLAR MULTILAYER PANEL
<b>TOP</b>	BLOCKBOARD PANEL IN ASHWOOD
<b>BACK SIDE LEG</b>	SOLID ASWOOD
<b>WOODEN DRAWER</b>	BLOCKBOARD PANLE COVERED IN ASHWOOD
<b>DECORATION</b>	SOLID ASWOOD MULTILAYER PANEL
<b>DRAWER</b>	STRUCTURE IN MULTILAYER BIRCH PANEL, DRAWER BOTTOM IN MULTILAYER ASHWOOD
<b>SUPPORT PANELS</b>	FJ WOOD COVERED IN ASHWOOD 60/70X25 SECTION.
<b>BACK PANEL</b>	MULTILAYER PANEL IN POPLAR
<b>GUIDES</b>	HEIGHT ADJUSTABLE SOFT-CLOSE GUIDES



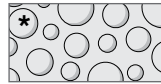
**CARATTERISTICHE TECNICHE**  
**TECHNICAL CHARACTERISTICS**

**COMODINO, COMÒ**  
**BEDSIDE TABLE, CHEST OF DRAWERS**

**COMODINO 2 CASSETTI**  
**BEDSIDE TABLE WITH 2 DRAWERS**



APERTURA CON MANIGLIA IN LEGNO  
WOODEN HANDLE OPENING

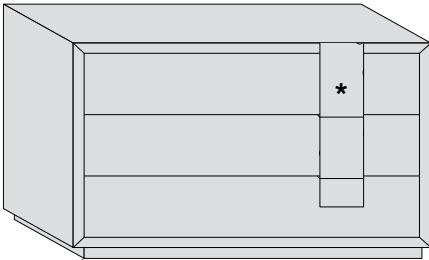


DECORO CERCHIO  
CIRCLE DECORATION

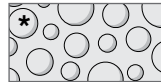


DECORO GEOMETRICO  
GEOMETRIC DECORATION

**COMÒ 3 CASSETTI**  
**CHEST OF DRAWERS WITH 3 DRAWERS**



APERTURA CON MANIGLIA IN LEGNO  
WOODEN HANDLE OPENING



DECORO CERCHIO  
CIRCLE DECORATION



DECORO GEOMETRICO  
GEOMETRIC DECORATION

**COMODINO e COMÒ**

<b>STRUTTURA ESTERNA</b>	PANNELLO DI LISTELLARE IMPIALLACCIATO FRASSINO
<b>STRUTTURA INTERNA</b>	PANNELLO DI MULTISTRATO PIOPPO
<b>FRONTALE CASSETTI</b>	PANNELLO DI LISTELLARE IMPIALLACCITO FRASSINO
<b>DECORO</b>	PANNELLO DI MULTISTRATO MASSELLO DI FRASSINO
<b>CASSETTI</b>	STRUTTURA IN PANNELLO DI MULTISTRATI BETULLA, FONDO CASSETTO MULTISTRATI IMPIALLACCIATO FRASSINO
<b>SCHIENALE</b>	PANNELLO DI MULTISTRATO DI PIOPPO
<b>BEDSIDE TABLE AND CHEST OF DRAWERS</b>	
<b>OUTSIDE STRUCTURE</b>	BLOCKBOARD PANEL COVERED IN ASHWOOD
<b>INSIDE STRUCTURE</b>	POPLAR MULTILAYER PANEL
<b>WOODEN DRAWER</b>	BLOCKBOARD PANLE COVERED IN ASHWOOD
<b>DECORATION</b>	SOLID ASWOOD MULTILAYER PANEL
<b>DRAWER</b>	STRUCTURE IN MULTILAYER BIRCH PANEL, DRAWER BOTTOM IN MULTILAYER ASHWOOD
<b>BACK PANEL</b>	MULTILAYER PANEL IN POPLAR

# MOON NOTTE - NIGHT

## CARATTERISTICHE TECNICHE TECHNICAL CHARACTERISTICS

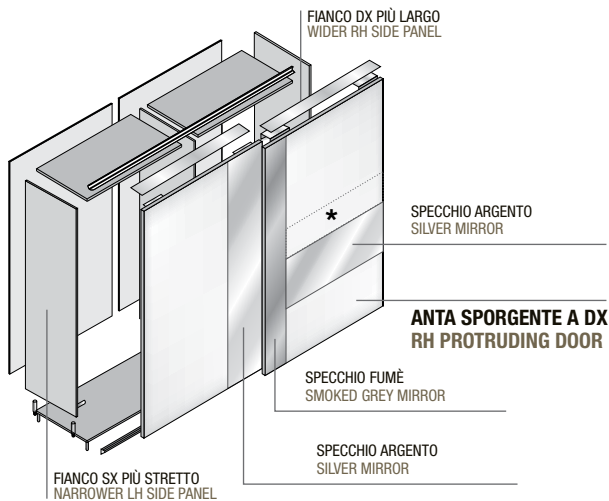
### ARMADI ANTE SCORREVOLI E BATTENTI

<b>CAPPELLO, FONDO E FIANCO DIVISORIO</b>	PANNELLO DI PARTICELLE DI LEGNO RIVESTITO SU 2 LATI IN DECORATIVO OLMO SBIANCATO SP. 2,5 CM
<b>FIANCO ESTERNO</b>	PANNELLO TAMBURATO CON TELAIO IN ABETE DI SP. CM. 3 IMPIALLACCIATO ESTERNAMENTE IN FRASSINO VERNICIATO ED INTERNAMENTE IN DECORATIVO 'OLMO SBIANCATO'
<b>RIPIANO</b>	PANNELLO DI PARTICELLE DI LEGNO RIVESTITO SU 2 LATI IN DECORATIVO OLMO SBIANCATO SP. 2,5 CM E BORDO FRONTALE SP. 3,6 CM
<b>SCHIENALE</b>	PANNELLO DI MDF IMPIALLACCIATO IN DECORATIVO
<b>CASETTIERA 3 CASSETTI (OPTIONAL)</b>	FONDO E FIANCHI IN PANNELLO DECORATIVO, FRONTALE E STRUTTURA CASSETTI IN PARTICELLE DI LEGNO, FRONTALE CASSETTO IN PANNELLO DECORATIVO. I CASSETTI SCORRONO SU GUIDE A SCOMPARSA AD ESTRAZIONE PARZIALE. - RIPIANO COPRI CASETTIERA IN PANNELLO DI PARTICELLE DI LEGNO IMPIALLACCIATO IN DECORATIVO.

### SLIDING AND HINGED DOORS WARDROBES

<b>TOP AND BOTTOM PANEL</b>	PANEL OF WOOD PARTICLES VENEERED 2 SIDES IN DECORATIVE "OLMO SBIANCATO" TH. 2.5 CM
<b>OUTSIDE SIDE PANEL</b>	HOLLOW-CORE PANEL WITH FIR FRAME TH. CM. 3, OUTSIDE VENEERED IN PAINTED TANGANICA WALNUT AND INSIDE IN DECORATIVE.
<b>SHELF</b>	PANEL OF WOOD PARTICLES COVERED ON 2 SIDES IN DECORATIVE 'OLMO SBIANCATO' TH. 2.5 CM AND FRONT EDGE TH. 3.6 CM
<b>BACK PANEL</b>	MDF PANEL VENEERED IN DECORATIVE
<b>DRAWER UNIT SHELF</b>	BOTTOM AND SIDE IN DECORATIVE PANEL, DRAWER STRUCTURE AND FRONT IN WOOD PARTICLE, DRAWER FRONT IN DECORATIVE PANEL. DRAWERS RUN ON PARTIAL EXTRACTION CONCEALED GUIDES. - DRAWER UNIT SHELF IN WOOD PARTICLE BOARD PANEL VENEERED IN DECORATIVE.

### MOON SCORREVOLE - SLIDING DOORS



### ARMADIO MOON 2 ANTE SCORREVOLI

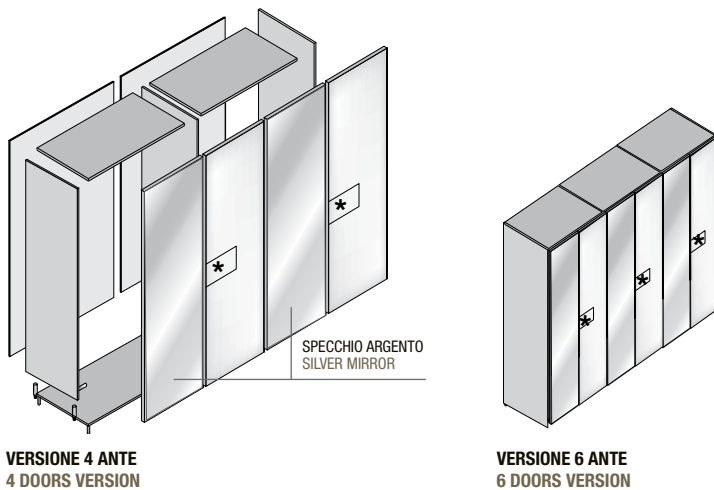
<b>ANTE</b>	PANNELLO TAMBURATO CON TELAIO IN ABETE E MULTISTRATI PIOPPO VERNICIATO ALL' ACQUA. SPECCHIO ARGENTO E FUMÈ, CON POSSIBILITÀ DI INSERIMENTO DECORO IN MASSELLO DI FRASSINO AL POSTO DELLO SPECCHIO ORIZZONTALE.
<b>DECORO</b>	PANNELLO DI MULTISTRATO MASSELLO DI FRASSINO
<b>APERTURA</b>	MANIGLIA LATERALE IN ZAMA VERNICIATO NICHEL LUCIDO

### MOON WARDROBE WITH 2 SLIDING DOORS

<b>DOORS</b>	HOLLOW-CORE PANEL WITH FIR FRAME AND MULTILAYER OF POPLAR WATER PAINTED. SILVER AND SMOKED GREY MIRROR, WITH THE POSSIBILITY TO INSERT THE DECORATION IN SOLID ASHWOOD INSTEAD OF HORIZONTAL MIRROR.
<b>DECORATION</b>	SOLID ASWOOD MULTILAYER PANEL
<b>OPENING</b>	LATERAL HANDLE IN ZAMAK PAINTED POLISHED NICKEL OR BRONZE.



### MOON BATTENTE - HINGED DOORS



### ARMADIO MOON 4/6 ANTE BATTENTI

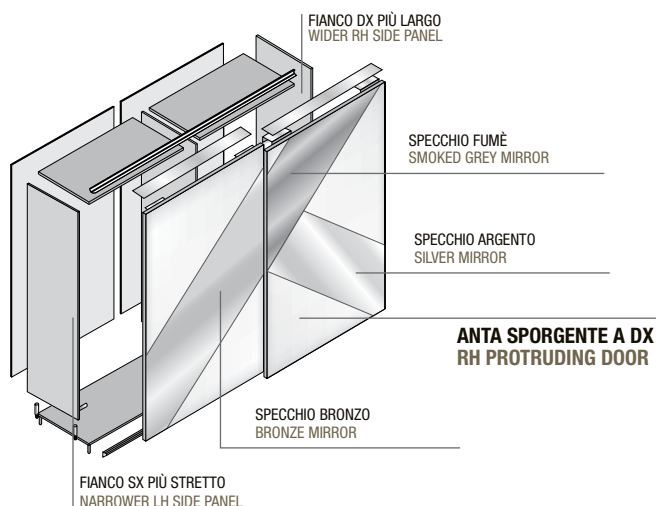
<b>ANTE</b>	PANNELLO TAMBURATO CON TELAIO IN ABETE E COPERTINE IN MDF IMPIALLACCIATO FRASSINO, VERNICIATO ALL' ACQUA. SPECCHIO ARGENTO.
<b>DECORO</b>	PANNELLO DI MULTISTRATO MASSELLO DI FRASSINO
<b>APERTURA</b>	MANIGLIA IN MASSELLO DI FRASSINO E DECORI IN BASSORILIEVO

### MOON WARDROBE WITH 4/6 HINGED DOORS

<b>DOORS</b>	HOLLOW-CORE PANEL WITH FIR FRAME AND MDF COVERS ASH VENEER, WATER VARNISHED. SILVER MIRROR.
<b>DECORATION</b>	SOLID ASWOOD MULTILAYER PANEL
<b>OPENING</b>	SOLID ASH HANDLE AND BAS-RELIEF DECORATIONS



### VEGAS



### ARMADIO VEGAS 2 ANTE SCORREVOLI

<b>ANTE</b>	PANNELLO FRONTALE DI MULTISTRATI IMPIALLACCIATO FRASSINO SP. 0,8 CM E STRUTTURA IN LISTELLARE DI NOCE TANGANICA DA CM 1,8. VERNICIATO ALL' ACQUA. SPECCHIO ARGENTO, BRONZO E FUMÈ.
<b>APERTURA</b>	MANIGLIA LATERALE IN ZAMA VERNICIATO NICHEL LUCIDO.

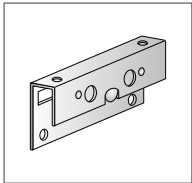
### VEGAS WARDROBE WITH 2 SLIDING DOORS

<b>DOORS</b>	FRONT PANEL IN ASH VENEERED MULTILAYER SP. 0.8 CM AND STRUCTURE IN TANGANICA WALNUT STRUCTURE OF 1,8 CM. WATER PAINTED. SILVER, BRONZE AND SMOKED MIRROR.
<b>OPENING</b>	LATERAL HANDLE IN ZAMAK PAINTED POLISHED NICKEL OR BRONZE.

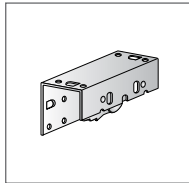
**CARATTERISTICHE TECNICHE**  
**TECHNICAL CHARACTERISTICS**

**ARMADI**  
**WARDROBES**

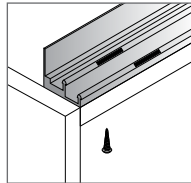
**FERRAMENTA PER ARMADI SCORREVOLI**  
**HARDWARE FOR SLIDING WARDROBES**



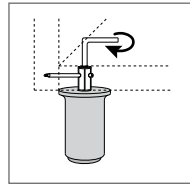
**PATTINO SUPERIORE PER ANTA INTERNA**  
TOP RUNNER FOR INTERNAL DOOR



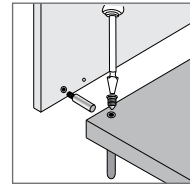
**CARRELLO SUPERIORE ANTA**  
DOOR TOP RUNNER



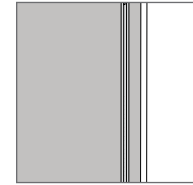
**BINARIO SUPERIORE**  
TOP TRACK



**PIEDE REGOLATORE**  
ADJUSTABLE FOOT

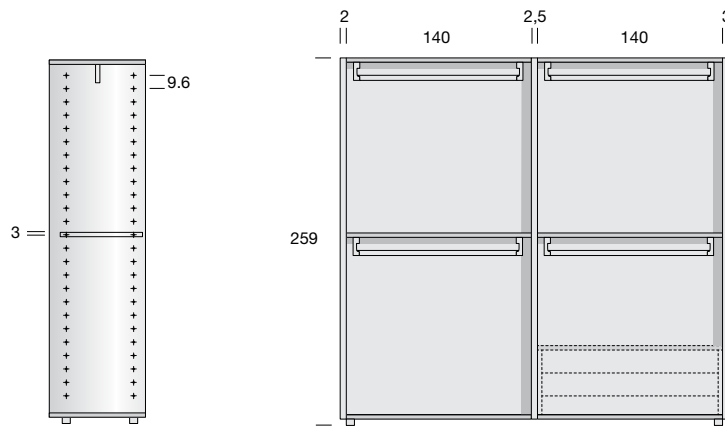


**MONTAGGIO PIEDE REGOLATORE**  
ADJUSTABLE FOOT ASSEMBLY

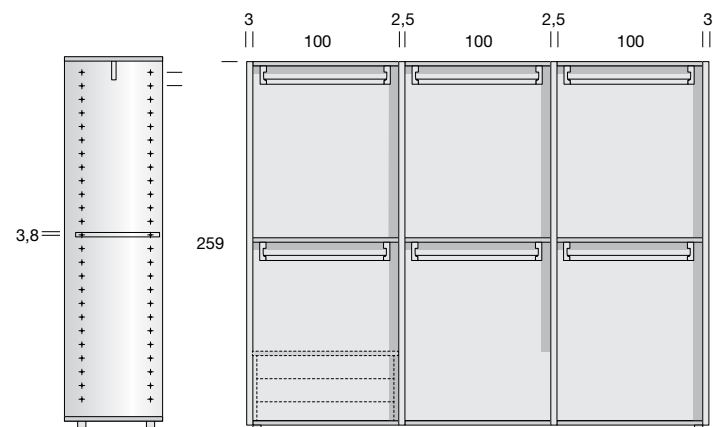


**LAMPADA LED (OPTIONAL)**  
LED LAMP (OPTIONAL)

**VANI INTERNI ARMADIO 2 ANTE SCORREVOLI E 4 ANTE BATTENTE**  
**INTERNAL WARDROBE COMPARTMENTS 2 SLIDING DOORS AND 4 HINGED DOORS**



**VANI INTERNI ARMADIO 6 ANTE BATTENTE**  
**INTERNAL WARDROBE COMPARTMENTS WITH 6 HINGED DOORS**

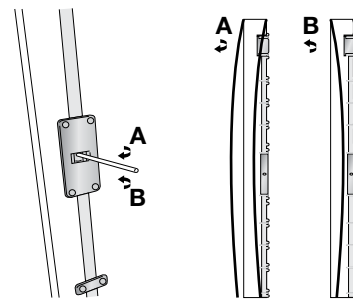


**MONTAGGIO ANTE SCORREVOLI ARMADI**  
**ASSEMBLY OF SLIDING WARDROBE DOORS**

**REGOLAZIONE ANTE PRIMA DEL MONTAGGIO**  
**DOOR ADJUSTMENT BEFORE ASSEMBLY**

PRIMA DI PROCEDERE AL MONTAGGIO, BISOGNA REGOLARE LA TENSIONE DELLE ANTE POSIZIONANDOLE OBBLIGATORIAMENTE IN ORIZZONTALE E UTILIZZANDO UN CACCIAVITE O UN PUNTERUOLO.

BEFORE ASSEMBLING REGULATE DOOR TENSION BY PLACING THEM HORIZONTALLY AND USING THE SPECIAL SPANNER PROVIDED.




**MONTAGGIO ANTE SCORREVOLI**  
**SLIDING DOOR ASSEMBLY**

PER POTER AGGANCIARE LE ANTE AL BINARIO SUPERIORE TRA IL SOFFITTO E L'ARMADIO CI DEVONO ESSERE ALMENO 3 CM.

LEAVE AT LEAST 3CM CLEARANCE SO THAT THE DOORS CAN BE ATTACHED TO THE UPPER RAIL BETWEEN THE CEILING AND WARDROBE.

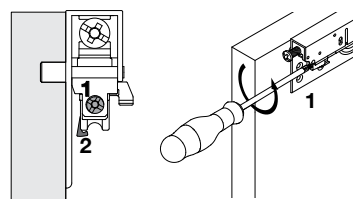
- 1** AGGANCIARE L'ANTA AL BINARIO SUPERIORE  
FASTEN THE DOOR TO THE TOP TRACK
- 2** SPINGERE L'ANTA NEL BINARIO INFERIORE  
PUSH THE DOOR IN THE LOW TRACK



**SMONTAGGIO ANTE SCORREVOLI**  
**REMOVAL SLIDING DOORS**

PER SBLOCCARE LE ANTE DAL SISTEMA DI BLOCCAGGIO DI SICUREZZA È NECESSARIO AVVITARE IL GRANO (1), LA LINGUETTA (2) SI SPOSTA AUTOMATICAMENTE E SARÀ POSSIBILE SGANCIARE LE ANTE.


TO RELEASE THE DOORS FROM THE SAFETY LOCKING SYSTEM YOU NEED TO TIGHTEN THE SPECIAL SCREW(1), THE TAB (2) AUTOMATICALLY MOVES AND THE DOORS CAN BE RELEASED



## CARATTERISTICHE TECNICHE TECHNICAL CHARACTERISTICS

### SPECCHIERE MIRRORS

SFERA / OVALE



SPECCHIO ARGENTO  
SILVER MIRROR



SPECCHIO ARGENTO  
SILVER MIRROR

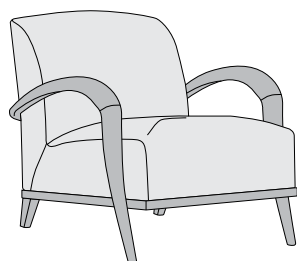
#### SPECCHIERA SFERA E OVALE

PANNELLO DI LISTELLARE IMPIALLACCIATO FRASSINO E SPECCHIO ARGENTO

#### SFERA AND OVALE MIRROR

BLOCKBOARD PANEL VENEERED IN AHSWOOD AND SILVER MIRROR

### POLTRONA E POUF ARMCHAIR AND POUF



#### POLTRONA DOMINO

**BRACCIOLI E BASE** IN MASSELLO DI NOCE CANALETTO.

**SEDILE** CON CINGHIE, POLIURETANO ESPANSO PF/35, MEMORY, DRACOM DOUPHON, TELA DI COTONE E RIVESTIMENTO DA CAPIONARIO.


**SCHIENALE** CON POLIURETANO ESPANSO EET/21, MEMORY, DRACOM DOUPHON, TELA DI COTONE E RIVESTIMENTO DA CAPIONARIO.

#### DOMINO ARMCHAIR

**ARMS AND BASE** SOLID CANALETTO WALNUT

**SEAT** WITH BELT, MEMORY, POLYURETHANE FOAM P/F 35, DRACOM DOUPHON, COTTON CANVAS AND COVER SAMPLES

**BACK** WITH POLYURETHANE FOAM EET/21, MEMORY, DRACOM DOUPHON, COTTON CANVAS AND COVER SAMPLES.



#### POUF

**BASE** IN PANNELLO DI MULTISTRATO PIOPPO, POLIURETANO ESPANSO ET/30, FALDA IN RESINATO

**CINGHIE** IN CUOIO E RIVESTIMENTO CON TESSUTI DA CAMPIONARIO

#### POUF

**BASE** IN POPLAR MULTILAYER PANEL, POLYURETHANE FOAM ET/30, RESIN STRATUM

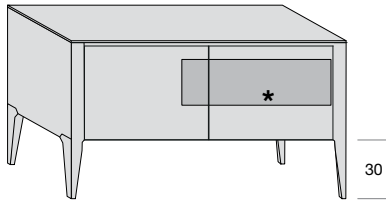
**BELT** LEATHER AND COVER SAMPLES

CARATTERISTICHE TECNICHE  
TECHNICAL CHARACTERISTICS

CREDENZE  
SIDEBOARDS

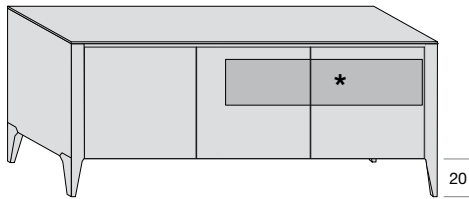
FLY

CREDENZA FLY 2 ANTE  
FLY SIDEBOARD WITH 2 DOORS



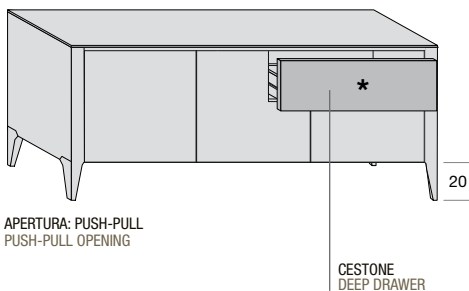
APERTURA: PUSH-PULL  
PUSH-PULL OPENING

CREDENZA MOON 3 ANTE  
MOON SIDEBOARD WITH 3 DOORS



APERTURA: PUSH-PULL  
PUSH-PULL OPENING

CREDENZA MOON 3 ANTE E 1 CESTONE  
SIDEBOARD WITH 3 DOORS AND 1 BASKET



APERTURA: PUSH-PULL  
PUSH-PULL OPENING

CESTONE  
DEEP DRAWER

MOON

CREDENZE 2 E 3 ANTE

<b>STRUTTURA</b>	IN PANNELLO DI LISTELLARE ESTERNO RIVESTITO IN FRASSINO E INTERNO IN MULTISTRATOPIOPPO
<b>GAMBA LATERALE</b>	MASSELLO DI FRASSINO
<b>SPALLE</b>	IN LEGNO FJ RIVESTITO FRASSINO SEZIONE 60/70X25.
<b>TOP</b>	PANNELLO DI MULTISTRATO FRASSINO
<b>ANTE</b>	IN PANNELLO DI LISTELLARE IMPIALLACCIATO FRASSINO 2 LATI
<b>DECORO</b>	PANNELLO DI MULTISTRATO MASSELLO DI FRASSINO
<b>SCHIENALE</b>	IN MULTISTRATO DI PIOPPO
<b>RIPIANI INTERNI</b>	VETRO

SIDEBOARD WITH 2 AND 3 DOORS

<b>STRUCTURE</b>	BLOCKBOARD PANEL OUTSIDE COVERED IN ASHWOOD, INSIDE COVERED IN MULTILAYER OF POPLAR
<b>BACK SIDE LEG</b>	BLOCKBOARD PANEL COVERED IN ASWOOD
<b>SUPPORT PANELS</b>	FJ WOOD COVERED IN ASHWOOD 60/70X25 SECTION.
<b>TOP</b>	PANEL OF ASHWOOD MULTILAYER
<b>DOORS</b>	BLOCKBOARD PANEL COVERED IN ASHWOOD ON 2 SIDES
<b>DECORATION</b>	SOLID ASHWOOD MULTILAYER PANEL
<b>BACK PANEL</b>	MULTILAYER PANEL IN POPLAR
<b>SHELVES</b>	GLASS INTERNAL SHELVES



DECORO CERCHIO  
CIRCLE DECORATION



DECORO GEOMETRICO  
GEOMETRIC DECORATION

CREDENZA MOON 3 ANTE E 1 CESTONE

<b>STRUTTURA</b>	IN PANNELLO DI LISTELLARE ESTERNO RIVESTITO IN FRASSINO E INTERNO IN MULTISTRATOPIOPPO
<b>GAMBA LATERALE</b>	MASSELLO DI FRASSINO
<b>SPALLE</b>	IN LEGNO FJ RIVESTITO FRASSINO SEZIONE 60/70X25.
<b>TOP</b>	PANNELLO DI MULTISTRATO FRASSINO
<b>FRONTALI</b>	IN PANNELLO DI LISTELLARE IMPIALLACCIATO FRASSINO 2 LATI
<b>DECORO</b>	PANNELLO DI MULTISTRATO MASSELLO DI FRASSINO
<b>CESTONE</b>	STRUTTURA IN PANNELLO DI MULTISTRATI BETULLA, FONDO CASSETTO MULTISTRATI IMPIALLACCIATO FRASSINO
<b>SCHIENALE</b>	IN MULTISTRATO DI PIOPPO
<b>GUIDE</b>	PUSH PULL REGOLABILI IN ALTEZZA
<b>RIPIANI INTERNI</b>	VETRO

SIDEBOARD WITH 3 DOORS AND 1 BASKET

<b>STRUCTURE</b>	BLOCKBOARD PANEL OUTSIDE COVERED IN ASHWOOD, INSIDE COVERED IN MULTILAYER OF POPLAR
<b>BACK SIDE LEG</b>	BLOCKBOARD PANEL COVERED IN ASWOOD
<b>SUPPORT PANELS</b>	FJ WOOD COVERED IN ASHWOOD 60/70X25 SECTION.
<b>TOP</b>	PANEL OF ASHWOOD MULTILAYER
<b>FRONTS</b>	BLOCKBOARD PANEL COVERED IN ASHWOOD ON 2 SIDES
<b>DECORATION</b>	SOLID ASHWOOD MULTILAYER PANEL
<b>DEEP DRAWER</b>	STRUCTURE IN MULTILAYER BIRCH PANEL, DRAWER BOTTOM IN MULTILAYER ASHWOOD
<b>BACK PANEL</b>	MULTILAYER PANEL IN POPLAR
<b>RUNNER</b>	ADJUSTABLE PUSH PULL FOR HEIGHT
<b>SHELVES</b>	GLASS INTERNAL SHELVES



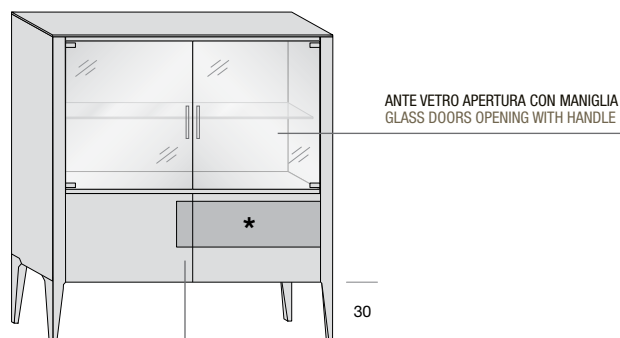
DECORO CERCHIO  
CIRCLE DECORATION



DECORO GEOMETRICO  
GEOMETRIC DECORATION

### VETRINA E TAVOLO

#### DISPLAY UNIT AND TABLE



ANTE VETRO APERTURA CON MANIGLIA  
GLASS DOORS OPENING WITH HANDLE

APERTURA: PUSH-PULL  
PUSH-PULL OPENING

ALTE LEGNO APERTURA PUSH-PULL  
WOODEN DOORS WITH PUSH PULL OPENING

30

#### VETRINA 2 ANTE LEGNO E 2 ANTE VETRO

<b>STRUTTURA</b>	IN PANNELLO DI LISTELLARE ESTERNO RIVESTITO IN FRASSINO E INTERNO IN MULTISTRATOPIOPPO
<b>GAMBA LATERALE</b>	MASSELLO DI FRASSINO
<b>SPALLE</b>	IN LEGNO FJ RIVESTITO FRASSINO SEZIONE 60/70X25.
<b>TOP</b>	PANNELLO DI MULTISTRATO FRASSINO
<b>ANTE LEGNO</b>	IN PANNELLO DI LISTELLARE IMPIALLACCIATO FRASSINO 2 LATI
<b>DECORO</b>	PANNELLO DI MULTISTRATO MASSELLO DI FRASSINO
<b>ANTE VETRO</b>	VETRO TEMPERATO SP. 0.6 E CERNIERE A MOLLA
<b>SCHIENALE</b>	IN MULTISTRATO DI PIOPPO
<b>RIPIANI INTERNI</b>	VETRO

#### DISPLAY UNIT WITH 2 WOODEN DOORS AND 2 GLASS DOORS


<b>STRUCTURE</b>	BLOCKBOARD PANEL OUTSIDE COVERED IN ASHWOOD, INSIDE COVERED IN MULTILAYER OF POPLAR
<b>BACK SIDE LEG</b>	BLOCKBOARD PANEL COVERED IN ASWOOD
<b>SUPPORT PANELS</b>	FJ WOOD COVERED IN ASHWOOD 60/70X25 SECTION.
<b>TOP</b>	PANEL OF ASHWOOD MULTILAYER
<b>WOODEN DOORS</b>	BLOCKBOARD PANEL COVERED IN ASHWOOD ON 2 SIDES
<b>DECORATION</b>	SOLID ASWOOD MULTILAYER PANEL
<b>GLASS DOORS</b>	TEMPERED GLASS TH.0.6 AND SPRING HINGES
<b>BACK PANEL</b>	MULTILAYER PANEL IN POPLAR
<b>SHELVES</b>	GLASS INTERNAL SHELVES



DECORO CERCHIO  
CIRCLE DECORATION



DECORO GEOMETRICO  
GEOMETRIC DECORATION



TAVOLO ALLUNGABILE:  
IL PIANO SCORRE LATERALMENTE PER POTER INSERIRE L'ALLUNGA  
EXTENDING TABLE  
THE TOP SLIDES SIDEWAYS TO ACCOMMODATE THE EXTENSION.

#### TAVOLO RETTANGOLARE ALLUNGABILE

<b>TOP:</b>	PANNELLO DI PARTICELLE DI LEGNO, IMPIALLACCIATO FRASSINO E BORDATO SP. 2.5
<b>ALLUNGA:</b>	PANNELLO DI LISTELLARE RIVESTITO NOCE CANALETTO E STRUTTURA PERIMETRALE IN MASSELLO DI NOCE CANALETTO SP. 2.5
<b>GAMBE:</b>	LEGNO MASSELLO DI FRASSINO, VERNICIATO
<b>MISURE DISPONIBILI:</b>	160 X 90 CM E 180 X 90 CON ALLUNGA DA 55 CM

#### RECTANGULAR EXTENDING TABLE

<b>TOP:</b>	WOOD PARTICLE PANEL, ASH VENEER AND EDGED SP. 2.5
<b>EXTENSION:</b>	BLOCKBOARD PANEL COVERED IN CANALETTO WALNUT AND PERIMETRIC STRUCTURE IN SOLID CANALETTO WALNUT TH. 2.5
<b>LEGS:</b>	SOLID ASH WOOD, VARNISHED
<b>AVAILABLE DIM.:</b>	160 X 90 CM E 180 X 90 WITH 1 EXTENSION OF 55 CM

**CARATTERISTICHE TECNICHE**  
**TECHNICAL CHARACTERISTICS**
**SEDIE**  
**CHAIRS**
**BARCELONA**

**SEDIA BARCELONA**

**FUSTO:** MASSELLO DI FAGGIO

**SEDUTA:** PANNELLO IN MULTISTRATI PIOPPO IMBOTTITO IN GOMMAPIUMA E RIVESTITO CON TESSUTI DA CAMPIONARIO

**BARCELONA CHAIR**

**CARCASE:** SOLID BEECH

**SEAT:** POPLAR MULTILAYER PANEL UPHOLSTERED IN FOAM RUBBER AND COVERED WITH SAMPLE FABRICS

**ELLE**

**SEDIA**

**FUSTO** MASSELLO DI FAGGIO, VERNICIATO O LACCATO.

**IMBOTTITURA** SEDILE E SCHIENALE IN GOMMAPIUMA E RIVESTIMENTO COME DA CAMPIONARIO

**SCHIENALE SUPERIORE** MASSELLO IN FRASSINO SPAZZOLATO A PORO APERTO O FAGGIO

**CHAIR**

**CARCASE** LACQUERED OR PAINTED BEECH SOLID WOOD.

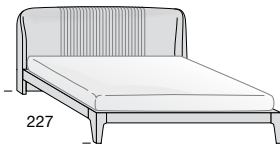
**PADDING** BACK PANEL AND SEAT IN FOAM RUBBER AND COVERED IN OUR RANGE FINISHES.

**TOP BACK PANEL** OPEN PORE BRUSHED SOLID ASHWOOD OR BEECH





LETTO DA 180 – GIROLETTO LEGNO  
180 CM WIDE BED – WOODEN BED SURROUND



227

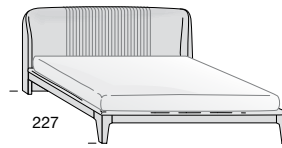
MISURE INTERNE 182x207 PER MATERASSO 180X200  
INTERNAL DIMENSIONS 182x207 FOR MATTRESS 160X200

**MON5302K**

CAT. A	CAT. B	CAT. C
ECOPELLE/ECONABUK ECOLEATHER/ECONABUK	LINO/VELLUTO LINEN/VELVET	PELLE LEATHER
<b>3.140</b>	<b>3.281</b>	<b>4.983</b>

mc 0,95 – Kg 80

LETTO DA 180 – GIROLETTO LEGNO CON FASCIA  
IMBOTTITA  
180 CM WIDE BED – WOODEN AND UPHOLSTERED BED  
SURROUND



227

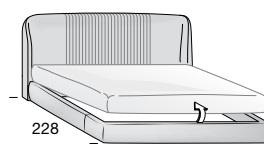
MISURE INTERNE 182x207 PER MATERASSO 180X200  
INTERNAL DIMENSIONS 182x207 FOR MATTRESS 160X200

**MON5102K**

CAT. A	CAT. B	CAT. C
ECOPELLE/ECONABUK ECOLEATHER/ECONABUK	LINO/VELLUTO LINEN/VELVET	PELLE LEATHER
<b>3.511</b>	<b>3.702</b>	<b>5.555</b>

mc 0,95 – Kg 80

LETTO DA 180 CONTENITORE IMBOTTITO E RETE  
BASCULANTE  
180 CM WIDE STORAGE BED AND TILTING UPHOLSTERED  
BED BASE UNIT



228

SPAZIO UTILE CONTENITORE H. CM 16 – MISURE INTERNE 190x215  
STORAGE USEFUL SPACE H. CM 16 – INTERNAL DIMENSIONS 170x215

**MON5702K**

CAT. A	CAT. B	CAT. C
ECOPELLE/ECONABUK ECOLEATHER/ECONABUK	LINO/VELLUTO LINEN/VELVET	PELLE LEATHER
<b>4.477</b>	<b>4.719</b>	<b>6.848</b>

mc 1,40 – Kg 105

LETTO DA 180 – GIROLETTO LEGNO  
180 CM WIDE BED – WOODEN BED SURROUND



215

MISURE INTERNE 182X202 PER MATERASSO 180X200  
INTERNAL DIMENSIONS 182X202 FOR MATTRESS 180X200

**MON5002K**

**2.252**

mc 0,90 – Kg 75

LETTO DA 180 CONTENITORE LEGNO E RETE  
BASCULANTE  
180 CM WIDE STORAGE BED AND TILTING WOODEN BED  
BASE UNIT



215

SPAZIO UTILE CONTENITORE H. CM 16 – MISURE INTERNE 182X204  
STORAGE USEFUL SPACE H. CM 16 – INTERNAL DIMENSIONS 182X204

**MON5402K**

**3.230**

mc 1,2 – Kg 95

MAGG. PER DECORO BICOLORE  
SURCH. FOR BICOLOR DECORATION **+ 5%**

LETTO DA 180 – GIROLETTO LEGNO  
180 CM WIDE BED – WOODEN BED SURROUND



210

MISURE INTERNE 182X202 PER MATERASSO 180X200  
INTERNAL DIMENSIONS 182X202 FOR MATTRESS 180X200

**MON5202K**

CAT. A	CAT. B	CAT. C
ECOPELLE/ECONABUK ECOLEATHER/ECONABUK	LINO/VELLUTO LINEN/VELVET	PELLE LEATHER
<b>2.618</b>	<b>2.798</b>	<b>3.275</b>

mc 0,90 – Kg 75

LETTO DA 180 – GIROLETTO LEGNO CON FASCIA  
IMBOTTITA  
180 CM WIDE BED – WOODEN AND UPHOLSTERED BED  
SURROUND



210

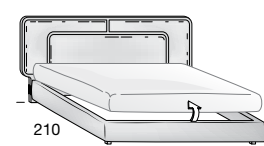
MISURE INTERNE 182X202 PER MATERASSO 180X200  
INTERNAL DIMENSIONS 182X202 FOR MATTRESS 180X200

**MON5802K**

CAT. A	CAT. B	CAT. C
ECOPELLE/ECONABUK ECOLEATHER/ECONABUK	LINO/VELLUTO LINEN/VELVET	PELLE LEATHER
<b>2.983</b>	<b>3.219</b>	<b>3.842</b>

mc 0,90 – Kg 75

LETTO DA 180 CONTENITORE IMBOTTITO E RETE  
BASCULANTE  
180 CM WIDE STORAGE BED AND TILTING UPHOLSTERED  
BED BASE UNIT



210

SPAZIO UTILE CONTENITORE H. CM 16 – MISURE INTERNE 182X204  
STORAGE USEFUL SPACE H. CM 16 – INTERNAL DIMENSIONS 182X204

**MON5602K**

CAT. A	CAT. B	CAT. C
ECOPELLE/ECONABUK ECOLEATHER/ECONABUK	LINO/VELLUTO LINEN/VELVET	PELLE LEATHER
<b>3.023</b>	<b>4.404</b>	<b>5.028</b>

mc 1,2 – Kg 95

LETTO DA 180 – GIROLETTO LEGNO  
180 CM WIDE BED – WOODEN BED SURROUND



210

MISURE INTERNE 182X202 PER MATERASSO 180X200  
INTERNAL DIMENSIONS 182X202 FOR MATTRESS 180X200

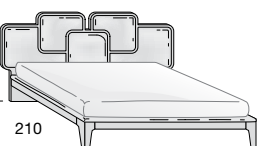
**MON5112K**

CAT. A	CAT. B	CAT. C
ECOPELLE/ECONABUK ECOLEATHER/ECONABUK	LINO/VELLUTO LINEN/VELVET	PELLE LEATHER
<b>3.101</b>	<b>3.225</b>	<b>4.000</b>

**+ 5%**

mc 0,90 – Kg 75

LETTO DA 180 – GIROLETTO LEGNO CON FASCIA  
IMBOTTITA  
180 CM WIDE BED – WOODEN AND UPHOLSTERED BED  
SURROUND



210

MISURE INTERNE 182X202 PER MATERASSO 180X200  
INTERNAL DIMENSIONS 182X202 FOR MATTRESS 180X200

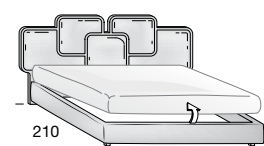
**MON5902K**

CAT. A	CAT. B	CAT. C
ECOPELLE/ECONABUK ECOLEATHER/ECONABUK	LINO/VELLUTO LINEN/VELVET	PELLE LEATHER
<b>3.472</b>	<b>3.640</b>	<b>4.573</b>

**+ 5%**

mc 0,90 – Kg 75

LETTO DA 180 CONTENITORE IMBOTTITO E RETE  
BASCULANTE  
180 CM WIDE STORAGE BED AND TILTING UPHOLSTERED  
BED BASE UNIT



210

SPAZIO UTILE CONTENITORE H. CM 16 – MISURE INTERNE 182X204  
STORAGE USEFUL SPACE H. CM 16 – INTERNAL DIMENSIONS 182X204

**MON5512K**

CAT. A	CAT. B	CAT. C
ECOPELLE/ECONABUK ECOLEATHER/ECONABUK	LINO/VELLUTO LINEN/VELVET	PELLE LEATHER
<b>4.651</b>	<b>4.826</b>	<b>5.758</b>

**+ 5%**

mc 1,2 – Kg 95

**MAGGIORAZIONI E RIDUZIONI  
SURCHARGES AND REDUCTIONS**

PER LONGHERONI PIÙ LUNGHI O PIÙ CORTI  
APPLICARE MAGG. DEL  
FOR LONGER OR SHORTER SIDES PLEASE  
ADD THE FOLLOWING EXTRA CHARGE


**+ 10%**

SOLLEVAMENTO  
ORIZZONTALE  
HORIZONTAL LIFTING  
MECHANISM

**+ 20%**

**RETE A DOGHE  
SLATTED BED BASE**

RETE 160x200 PER LETTI DA 160  
BED BASE 160x200 FOR 160 CM WIDE  
BEDS




**ACS5160K**

**394**

mc 0,09 – Kg 15

RETE 180x200 PER LETTI DA 180  
BED BASE 180x200 FOR 180 CM WIDE  
BEDS



**ACS5180K**

**539**

mc 0,10 – Kg 17

KIT SUPPORTI PER RETI SINGOLE  
O RETI MOTORIZZATE  
KIT WITH SUPPORTS FOR SINGLE  
OR MOTORIZED BED BASE UNIT WITHS

**ACS5191K**

**214**

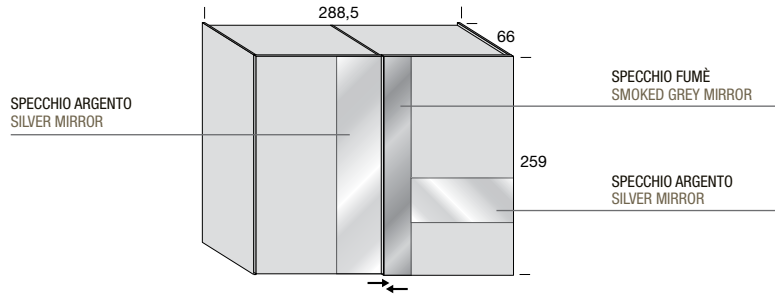
# MOON NOTTE - NIGHT

## ARMADI SCORREVOLI SLIDING DOOR WARDROBES

### MOON 3 SPECCHI MOON 3 MIRRORS

2 ANTE SCORREVOLI CON 2 SPECCHI VERTICALI E 1 SPECCHIO ORIZZONTALE  
SLIDING DOORS WITH 2 VERTICAL MIRRORS AND 1 HORIZONTAL MIRROR

**ATTREZZATURA INTERNA:**  
2 RIPIANI 4 TUBI APPENDIABILI  
**INTERIOR FITTINGS:**  
2 SHELVES, 4 CLOTHES HANGING  
RAILS

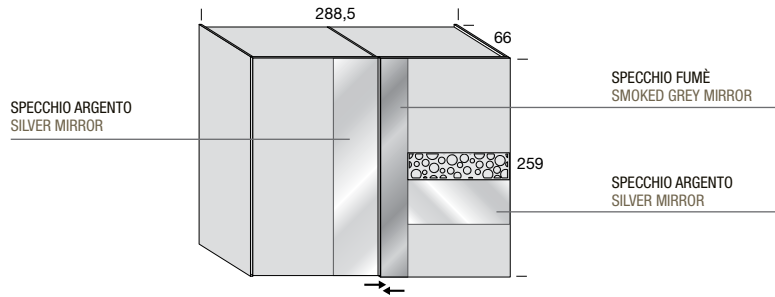
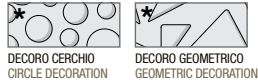


MON8021K	OPTIONAL
	ACS3100K L. 140
<b>FRASSINO / ASHWOOD</b>	<b>+ 427</b>
	mc 0,44 – Kg 54
mc 1,30 – Kg 130	

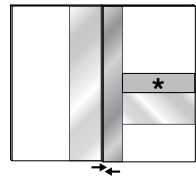
### MOON 3 SPECCHI CON DECORO MOON 3 MIRRORS WITH DECORATION

2 ANTE SCORREVOLI CON 2 SPECCHI VERTICALI, 1 SPECCHIO ORIZZONTALE E 1 DECORO ORIZZONTALE  
SLIDING DOORS WITH 2 VERTICAL MIRRORS, 2 HORIZONTAL MIRROR AND 1 HORIZONTAL DECORATION

**ATTREZZATURA INTERNA:**  
2 RIPIANI 4 TUBI APPENDIABILI  
**INTERIOR FITTINGS:**  
2 SHELVES, 4 CLOTHES HANGING  
RAILS



MAGG. PER DECORO BICOLORE  
SURCH. FOR BICOLOR DECORATION **+ 242**



MON8001K	OPTIONAL
	ACS3100K L. 140
<b>FRASSINO / ASHWOOD</b>	<b>+ 427</b>
	mc 0,44 – Kg 54
mc 1,30 – Kg 130	

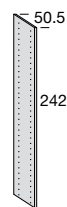
### ATTREZZATURA INTERNA INTERIOR FITTINGS

DIVISORIO INTERNO SP. 2.5  
INTERNAL PARTITIONS TH. 2.5

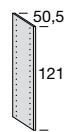
DIVISORIO INTERNO SP. 2.5  
INTERNAL PARTITIONS TH. 2.5

KIT 2 LUCI LED VERTICALI H. 240  
KIT FOR 2 VERTICAL LED LIGHTS  
H. 240

KIT DI 2 DEPURATORI  
D'ARIA CON SISTEMA  
AIRLIGHTPRO UV-A  
KIT OF 2 PURIFIERS  
AIR WITH SYSTEM  
AIRLIGHTPRO UV-A



<b>ACS1022C</b>
<b>377</b>
mc 0,10 – Kg 24



<b>ACS1021C</b>
<b>202</b>
mc 0,05 – Kg 10



CON SENSORE E TRASFORMATORE (1 DX E 1 SX)  
WITH SENSOR AND TRANSFORMER (1 RH AND 1 LH)

<b>ACS1080K</b>
<b>579</b>



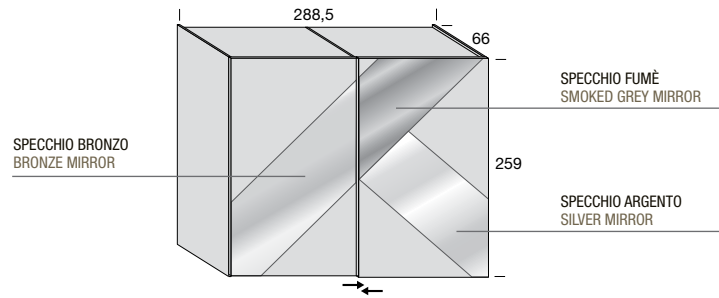
PER RICAMBI FILTRI  
RIVOLGERSI A:  
FOR FILTER SPARE PARTS  
CONTACT:  
INFO@METALARREDO.IT

<b>ACS1190K</b>
<b>596</b>

## VEGAS

2 ANTE SCORREVOLI CON 3 SPECCHI OBLIQUI  
 2 SLIDING DOORS WITH 3 OBLIQUE MIRRORS

**ATTREZZATURA INTERNA:  
 2 RIPIANI 4 TUBI APPENDIABILI**  
**INTERIOR FITTINGS:  
 2 SHELVES, 4 CLOTHES HANGING  
 RAILS**



	MON8011K	OPTIONAL	
		ACS3100K L. 140	SPECCHIO - MIRROR 3 SPECCHI UGUALI 3 IDENTICAL MIRRORS
<b>FRASSINO / ASHWOOD</b>	<b>5.129</b>	<b>+ 427</b>	<b>+ 5%</b>
	mc 1,30 – Kg 130	mc 0,44 – Kg 54	

### MAGGIORAZIONI E RIDUZIONI SURCHARGES AND REDUCTIONS

RIDUZIONI SINGOLE  
 SINGLE ADJUSTMENTS

LUNGHEZZA LENGTH	<b>+ 30%</b>
PROFONDITÀ DEPTH	
ALTEZZA HEIGHT	

RIDUZIONI COMBinate TRA LORO  
 COMBINED ADJUSTMENTS

RIDUZIONE DI 2 MISURE REDUCTION OF 2 DIMENSIONS	<b>+ 40%</b>
--	--------------

ES. RIDUZIONE IN LUNGHEZZA +  
 PROFONDITÀ O PROFONDITÀ + ALTEZZA ECC.  
 EX. OF REDUCTION IN LENGTH +  
 DEPTH OR DEPTH + HEIGHT ETC.

\* SPECCHI TUTTI E 3 ARGENTO, TUTTI E 3 BRONZO  
 O TUTTI E 3 FUMÈ  
 ALL 3 SILVER MIRRORS, ALL 3 BRONZE MIRRORS,  
 ALL 3 SMOLED GREY MIRRORS

MAGGIORAZIONE PER SCOCCA ARMADIO IN  
 PANNELLO DI TAMBURATO

INCREASE FOR WARDROBE STRUCTURE IN  
 HOLLOW-CORE PANEL.

**+ 484**

### OPTIONAL OPTIONAL

CASSETTIERA "EASY" 3 CASSETTI  
 GUIDE AMMORTIZZATE  
 "EASY" DRAWER UNIT WITH 3 DRAWERS  
 SOFT-CLOSE GUIDES

RIPIANI AGGIUNTIVI SP. 3,6 CM  
 ADDITIONAL SHELVES TH. 3,6 CM



TUBO APPENDIABILI  
 CLOTHES HANGING RAILS



ACS1014C	ACS1013C	ACS1012C	ACS1016C	ACS1011C	ACS1104C	ACS1103C	ACS1102C	ACS1106C	ACS1101C
L. 45	L. 70	L. 90	L. 100	L. 140	L. 45	L. 70	L. 90	L. 100	L. 140
<b>124</b>	<b>147</b>	<b>169</b>	<b>208</b>	<b>219</b>	<b>40</b>	<b>40</b>	<b>50</b>	<b>50</b>	<b>50</b>
mc 0,04 – Kg 4	mc 0,05 – Kg 8	mc 0,05 – Kg 11	mc 0,06 – Kg 13	mc 0,07 – Kg 15					

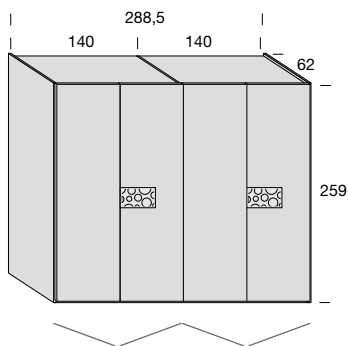
# MOON NOTTE - NIGHT

## ARMADI BATTENTI HINGED DOOR WARDROBES

### MOONLIGHT CON DECORO MOONLIGHT WITH DECORATION

4 ANTE BATTENTE  
4 HINGED DOORS

**ATTREZZATURA INTERNA:  
2 RIPIANI 4 TUBI APPENDIABILI**  
**INTERIOR FITTINGS:  
2 SHELVES, 4 CLOTHES HANGING  
RAILS**



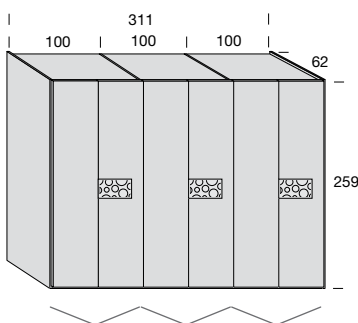
APERTURA 2 MANIGLIE IN LEGNO CON DECORO  
OPENING 2 WOODEN HANDLES WITH DECORATION

MON8041K		OPTIONAL	
		ACS3100K L. 140	
<b>FRASSINO / ASHWOOD</b>	<b>4.612</b>	<b>+ 427</b>	
mc 1,30 – Kg 130		mc 0,44 – Kg 54	

### MOONLIGHT CON DECORO MOONLIGHT WITH DECORATION

6 ANTE BATTENTE  
6 HINGED DOORS

**ATTREZZATURA INTERNA:  
3 RIPIANI 6 TUBI APPENDIABILI**  
**INTERIOR FITTINGS:  
3 SHELVES, 6 CLOTHES HANGING  
RAILS**



APERTURA 3 MANIGLIE IN LEGNO CON DECORO  
OPENING 3 WOODEN HANDLES WITH DECORATION

MON8051K		OPTIONAL	
		ACS3110K L. 100	
<b>FRASSINO / ASHWOOD</b>	<b>5.825</b>	<b>+ 410</b>	
mc 1,50 – Kg 150		mc 0,35 – Kg 45	

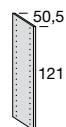
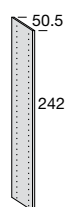
### ATTREZZATURA INTERNA INTERIOR FITTINGS

DIVISORIO INTERNO SP. 2,5  
INTERNAL PARTITIONS TH. 2,5

DIVISORIO INTERNO SP. 2,5  
INTERNAL PARTITIONS TH. 2,5

KIT 2 LUCI LED VERTICALI H. 240  
KIT FOR 2 VERTICAL LED LIGHTS  
H. 240

KIT DI 2 DEPURATORI  
D'ARIA CON SISTEMA  
AIRLIGHTPRO UV-A  
KIT OF 2 PURIFIERS  
AIR WITH SYSTEM  
AIRLIGHTPRO UV-A



<b>ACS1022C</b>	<b>ACS1021C</b>	<b>ACS1080K</b>	<b>ACS1190K</b>	
<b>377</b>	<b>202</b>	<b>579</b>	<b>596</b>	
mc 0,10 – Kg 24	mc 0,05 – Kg 10			

CON SENSORE E TRASFORMATORE (1 DX E 1 SX)  
WITH SENSOR AND TRANSFORMER (1 RH AND 1 LH)

PER RICAMBI FILTRI  
RIVOLGERSI A:  
FOR FILTER SPARE PARTS  
CONTACT:  
INFO@METALARREDO.IT

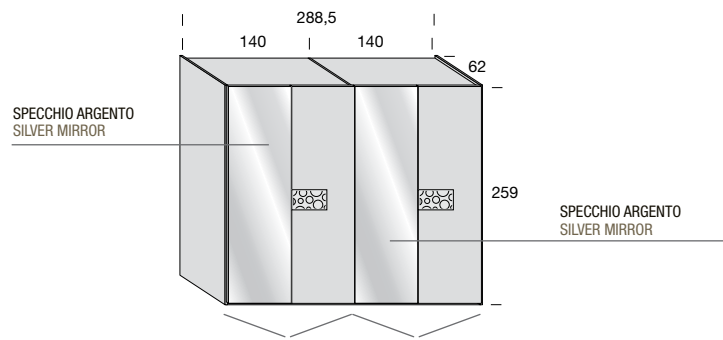
## MOONLIGHT 2 SPECCHI CON DECORO

### MOONLIGHT 2 MIRRORS WITH DECORATION

**ATTREZZATURA INTERNA:**  
2 RIPIANI 4 TUBI APPENDIABILI  
**INTERIOR FITTINGS:**  
2 SHELVES, 4 CLOTHES HANGING RAILS



4 ANTE BATTENTE CON 2 SPECCHI VERTICALI  
4 HINGED DOORS WITH 2 VERTICAL MIRRORS



APERTURA 2 MANIGLIE IN LEGNO CON DECORO  
OPENING 2 WOODEN HANDLES WITH DECORATION

MON8031K	OPTIONAL
	ACS3100K L. 140
<b>4.724</b>	<b>+ 427</b>
mc 1,30 – Kg 130	mc 0,44 – Kg 54

FRASSINO / ASHWOOD

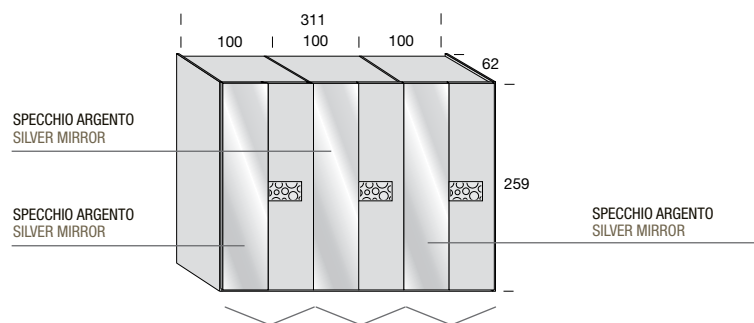
## MOONLIGHT 3 SPECCHI CON DECORO

### MOONLIGHT 3 MIRRORS WITH DECORATION

**ATTREZZATURA INTERNA:**  
3 RIPIANI 6 TUBI APPENDIABILI  
**INTERIOR FITTINGS:**  
3 SHELVES, 6 CLOTHES HANGING RAILS



6 ANTE BATTENTE CON 3 SPECCHI VERTICALI  
6 HINGED DOORS WITH 3 VERTICAL MIRRORS



APERTURA 3 MANIGLIE IN LEGNO CON DECORO  
OPENING 3 WOODEN HANDLES WITH DECORATION

MON8061K	OPTIONAL
	ACS3110K L. 100
<b>5.870</b>	<b>+ 410</b>
mc 1,50 – Kg 150	mc 0,35 – Kg 45

RIPIANI AGGIUNTIVI SP. 3,6 CM  
ADDITIONAL SHELVES TH. 3,6 CM

TUBO APPENDIABILI  
CLOTHES HANGING RAILS



## MAGGIORAZIONI E RIDUZIONI SURCHARGES AND REDUCTIONS

RIDUZIONI SINGOLE  
SINGLE ADJUSTMENTS

LUNGHEZZA LENGTH	+ 30%
PROFONDITÀ DEPTH	
ALTEZZA HEIGHT	

RIDUZIONI COMBinate TRA LORO  
COMBINED ADJUSTMENTS

RIDUZIONE DI 2 MISURE REDUCTION OF 2 DIMENSIONS	+ 40%
--	-------

ES. RIDUZIONE IN LUNGHEZZA +  
PROFONDITÀ O PROFONDITÀ + ALTEZZA ECC.  
EX. OF REDUCTION IN LENGTH +  
DEPTH OR DEPTH + HEIGHT ETC.

## OPTIONAL OPTIONAL

CASSETTIERA "EASY" 3 CASSETTI  
GUIDE AMMORTIZZATE  
"EASY" DRAWER UNIT WITH 3 DRAWERS  
SOFT-CLOSE GUIDES

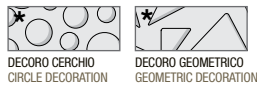
ACS1014C	ACS1013C	ACS1012C	ACS1016C	ACS1011C	ACS1104C	ACS1103C	ACS1102C	ACS1106C	ACS1101C
L. 45	L. 70	L. 90	L. 100	L. 140	L. 45	L. 70	L. 90	L. 100	L. 140
<b>124</b>	<b>147</b>	<b>169</b>	<b>208</b>	<b>219</b>	<b>40</b>	<b>40</b>	<b>50</b>	<b>50</b>	<b>50</b>
mc 0,04 – Kg 4	mc 0,05 – Kg 8	mc 0,05 – Kg 11	mc 0,06 – Kg 13	mc 0,07 – Kg 15					

# MOON NOTTE - NIGHT

## COMODINO, COMÒ E CASSETTIERA

### BEDSIDE TABLE, CHEST OF DRAWERS AND 5-DRAWERS UNIT

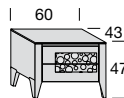
#### COMODINO MOON MOON BEDSIDE TABLE



MAGG. PER DECORO BICOLORE  
SURCH. FOR BICOLOR DECORATION **+ 5%**

FRASSINO / ASHWOOD

#### COMODINO 2 CASSETTI SX BEDSIDE TABLE WITH 2 DRAWERS LH



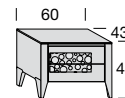
APERTURA PUSH PULL  
PUSH PULL OPENING SYSTEM

**MON7002K**

**966**

mc 0,14 – Kg 40

#### COMODINO 2 CASSETTI DX BEDSIDE TABLE WITH 2 DRAWERS RH



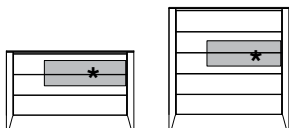
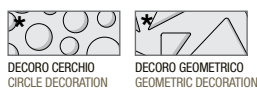
APERTURA PUSH PULL  
PUSH PULL OPENING SYSTEM

**MON7001K**

**966**

mc 0,14 – Kg 40

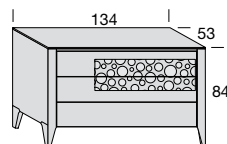
#### COMÒ E CASSETTIERA MOON MOON CHEST OF DRAWERS AND 5-DRAWERS UNIT



MAGG. PER DECORO BICOLORE  
SURCH. FOR BICOLOR DECORATION **+ 5%**

FRASSINO / ASHWOOD

#### COMÒ 3 CASSETTI 3-DRAWER CHEST



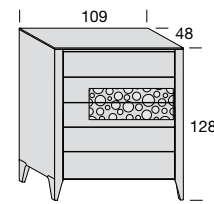
APERTURA PUSH PULL  
PUSH PULL OPENING SYSTEM

**MON6001K**

**2.376**

mc 0,69 – Kg 70

#### CASSETTIERA 5 CASSETTI 5-DRAWERS UNIT



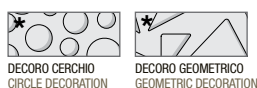
APERTURA PUSH PULL  
PUSH PULL OPENING SYSTEM

**MON6501K**

**3.343**

mc 0,77 – Kg 85

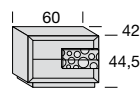
#### COMODINO MOONLIGHT MOONLIGHT BEDSIDE TABLE



BICOLORE COMPRESO NEL PREZZO  
BICOLOR INCLUDED IN THE PRICE

FRASSINO / ASHWOOD

#### COMODINO 2 CASSETTI SX BEDSIDE TABLE WITH 2 DRAWERS LH



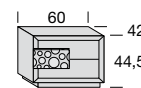
APERTURA MANIGLIA IN LEGNO INTEGRATA  
INTEGRATED WOODEN OPENING SYSTEM

**MON7702K**

**854**

mc 0,14 – Kg 40

#### COMODINO 2 CASSETTI DX BEDSIDE TABLE WITH 2 DRAWERS RH



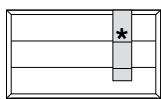
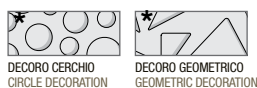
APERTURA MANIGLIA IN LEGNO INTEGRATA  
INTEGRATED WOODEN OPENING SYSTEM

**MON7701K**

**854**

mc 0,14 – Kg 40

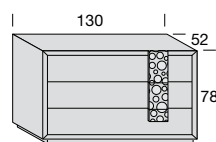
#### COMÒ MOONLIGHT MOONLIGHT CHEST OF DRAWERS



BICOLORE COMPRESO NEL PREZZO  
BICOLOR INCLUDED IN THE PRICE

FRASSINO / ASHWOOD

#### COMÒ 3 CASSETTI 3-DRAWER CHEST



APERTURA MANIGLIA IN LEGNO INTEGRATA  
INTEGRATED WOODEN OPENING SYSTEM

**MON6601K**

**1.922**

mc 0,69 – Kg 70

#### MAGGIORAZIONI E RIDUZIONI SURCHARGES AND REDUCTIONS

##### RIDUZIONI SINGOLE SINGLE ADJUSTMENTS

LUNGHEZZA LENGTH	
PROFONDITÀ DEPTH	<b>+ 30%</b>
ALTEZZA HEIGHT	

##### RIDUZIONI COMBinate TRA LORO COMBINED ADJUSTMENTS

LUNGHEZZA + PROFONDITÀ LENGTH + DEPTH	<b>+ 40%</b>
--	--------------

PER ULTERIORI MODIFICHE  
RICHIEDERE PREVENTIVO  
FOR MODIFICATIONS  
ASK FOR AN ESTIMATE.

#### MAGGIORAZIONI E RIDUZIONI SURCHARGES AND REDUCTIONS

##### RIDUZIONI SINGOLE SINGLE ADJUSTMENTS

LUNGHEZZA LENGTH	
PROFONDITÀ DEPTH	<b>+ 30%</b>
ALTEZZA HEIGHT	

##### RIDUZIONI COMBinate TRA LORO COMBINED ADJUSTMENTS

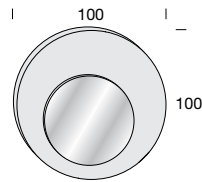
LUNGHEZZA + PROFONDITÀ LENGTH + DEPTH	<b>+ 40%</b>
--	--------------

PER ULTERIORI MODIFICHE  
RICHIEDERE PREVENTIVO  
FOR MODIFICATIONS  
ASK FOR AN ESTIMATE.

**SPECCHIERE, CREDENZE E VETRINA**  
**MIRRORS, SIDEBOARDS AND DISPLAY UNIT**

**SPECCHIERE MOON**  
**MOON MIRRORS**

SPECCHIERA SFERA  
SFERA MIRROR



SPECCHIO ARGENTO  
SILVER MIRROR

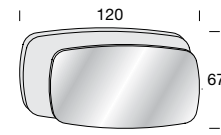
**MON9101K**

FRASSINO / ASHWOOD

**551**

mc 0,11 – Kg 15

SPECCHIERA OVALE  
OVALE MIRROR



SPECCHIO ARGENTO  
SILVER MIRROR

**MON9001K**

**506**

mc 0,11 – Kg 15

**MAGGIORAZIONI E RIDUZIONI**  
**SURCHARGES AND REDUCTIONS**

RIDUZIONI SINGOLE  
SINGLE ADJUSTMENTS

LUNGHEZZA LENGTH	
PROFONDITÀ DEPTH	+ 30%
ALTEZZA HEIGHT	

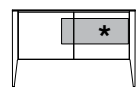
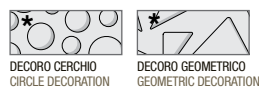
RIDUZIONI COMBinate TRA LORO  
COMBINED ADJUSTMENTS

LUNGHEZZA + PROFONDITÀ LENGTH + DEPTH	+ 40%
--	-------

PER ULTERIORI MODIFICHE  
RICHIEDERE PREVENTIVO  
FOR MODIFICATIONS  
ASK FOR AN ESTIMATE.

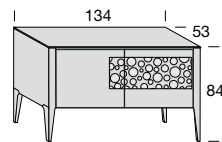
**CREDENZA FLY**  
**FLY SIDEBOARD**

CREDENZA 2 ANTE LEGNO  
SIDEBOARD 2 WOODEN DOORS



MAGG. PER DECORO BICOLORE  
SURCH. FOR BICOLOR DECORATION + 5%

FRASSINO / ASHWOOD



2 RIPIANI VETRO, APERTURA PUSH PULL  
2 GLASS SHELVES, PUSH PULL OPENING SYSTEM

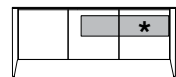
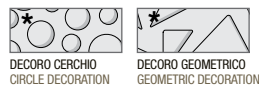
**MOG2001K**

**2.376**

mc 0,81 – Kg 65

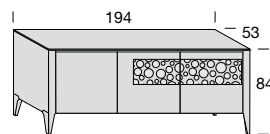
**CREDENZE MOON**  
**MOON SIDEBOARDS**

CREDENZA 3 ANTE LEGNO  
SIDEBOARD 3 WOODEN DOORS



MAGG. PER DECORO BICOLORE  
SURCH. FOR BICOLOR DECORATION + 5%

FRASSINO / ASHWOOD



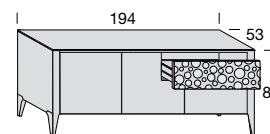
3 RIPIANI VETRO, APERTURA PUSH PULL  
3 GLASS SHELVES, PUSH PULL OPENING SYSTEM

**MOG2021K**

**2.831**

mc 1,01 – Kg 95

CREDENZA 3 ANTE LEGNO, 1 CESTONE DECORATO  
SIDEBOARD 3 WOODEN DOORS, 1 DECORATED DEEP DRAWER



1 RIPIANO VETRO, APERTURA PUSH PULL  
1 GLASS SHELF, PUSH PULL OPENING SYSTEM

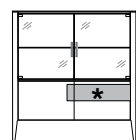
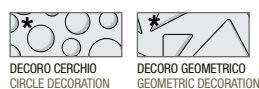
**MOG2031K**

**3.168**

mc 1,01 – Kg 98

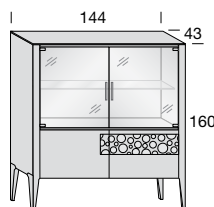
**VETRINA MOON**  
**MOON DISPLAY UNIT**

VETRINA 2 ANTE LEGNO, 2 ANTE VETRO  
DISPLAY UNIT WITH 2 WOODEN DOORS, 2 GLASS DOORS



MAGG. PER DECORO BICOLORE  
SURCH. FOR BICOLOR DECORATION + 5%

FRASSINO / ASHWOOD



1 RIPIANO VETRO, 2 ANTE VETRO CON MANIGLIA, 2 ANTE LEGNO APERTURA PUSH PULL  
1 GLASS SHELF, 2 GLASS DOORS WITH HANDLE, 2 WOODEN DOORS PUSH PULL OPENING SYSTEM

**MOG3001K**

**3.101**

mc 1,13 - kg 60

**OPTIONAL**

LED

+ 337

**OPTIONAL**  
**OPTIONAL**

LED  
BARRA LED  
LED BAR



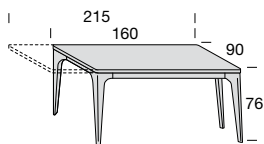
# MOON GIORNO - DAY

## TAVOLI, TAVOLINI E SEDIE

### TABLES, COFFEE TABLES AND CHAIRS

#### TAVOLI MOON MOON TABLES

TAVOLO RETTANGOLARE ALLUNGABILE  
RECTANGULA EXTENDING TABLE



ALLUNGA DA 55  
55 CM WIDE EXTENSION

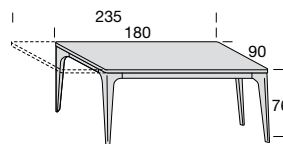
**MOG4011K**

FRASSINO / ASHWOOD

**2.618**

mc 0,35 – Kg 47

TAVOLO RETTANGOLARE ALLUNGABILE  
RECTANGULA EXTENDING TABLE



ALLUNGA DA 55  
55 CM WIDE EXTENSION

**MOG4001K**

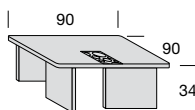
**2.859**

mc 0,35 – Kg 47

#### TAVOLINI MOON MOON SMALL TABLES



TAVOLINO QUADRATO  
SQUARE SMALL TABLE



TOP LEGNO E DECORO  
WOODEN TOP AND DECORATION

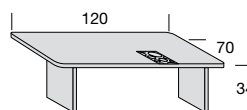
**MOG4650K**

FRASSINO / ASHWOOD

**804**

mc 0,26 – Kg 40

TAVOLINO RETTANGOLARE  
RECTANGULAR SMALL TABLE



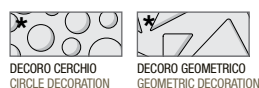
TOP LEGNO E DECORO  
WOODEN TOP AND DECORATION

**MOG4660K**

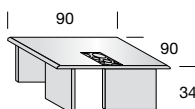
**781**

mc 0,29 – Kg 34

#### TAVOLINI MOONLIGHT MOONLIGHT SMALL TABLES



TAVOLINO QUADRATO  
SQUARE SMALL TABLE



TOP VETRO E DECORO  
GLASS TOP AND DECORATION

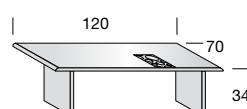
**MOG4550K**

FRASSINO / ASHWOOD

**956**

mc 0,26 – Kg 45

TAVOLINO RETTANGOLARE  
RECTANGULAR SMALL TABLE



TOP VETRO E DECORO  
GLASS TOP AND DECORATION

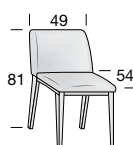
**MOG4560K**

**921**

mc 0,29 – Kg 39

#### SEDIE CHAIRS

SEDIA BARCELONA  
BARCELONA CHAIR



SEDILE E SCHIENALE IMBOTTITO  
UPHOLSTERED BACK PANEL AND SEAT

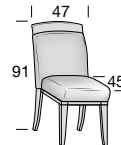
**DOG1021K**

FRASSINO / ASHWOOD

CAT. A	CAT. B	CAT. C
ECOPELLE/ECONABUK	LINO/VELLUTO	PELLE
ECOLEATHER/ECONABUK	LINEN/VELVET	LEATHER
<b>500</b>	<b>562</b>	<b>708</b>

mc 0,24 – Kg 10

SEDIA ELLE  
ELLE CHAIR



SEDILE E SCHIENALE IMBOTTITO  
UPHOLSTERED BACK PANEL AND SEAT

**CML1331K**

CAT. A	CAT. B	CAT. C
ECOPELLE/ECONABUK	LINO/VELLUTO	PELLE
ECOLEATHER/ECONABUK	LINEN/VELVET	LEATHER
<b>562</b>	<b>624</b>	<b>821</b>

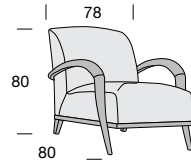
mc 0,30 – Kg 10



**POLTRONE, DIVANI E POUF**  
**ARMCHAIRS, SOFAS AND POUF**

**POLTRONE**  
**ARMCHAIRS**

**POLTRONA DOMINO**  
DOMINO ARMCHAIR

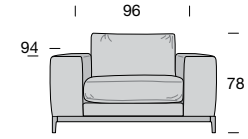


MON3001K		
CAT. A	CAT. B	CAT. C
ECOPELLE/ECONABUK ECOLEATHER/ECONABUK	LINO/VELLUTO LINEN/VELVET	PELLE LEATHER
<b>3.253</b>	<b>3.320</b>	<b>4.095</b>

NOCE CANALETTO / AMERICAN WALNUT

mc 0,64 – Kg 45

**POLTRONA BUDDY**  
BUDDY ARMCHAIR



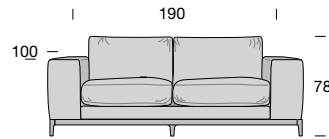
MOG9011K		
CAT. A	CAT. B	CAT. C
ECOPELLE/ECONABUK ECOLEATHER/ECONABUK	LINO/VELLUTO LINEN/VELVET	PELLE LEATHER
<b>3.315</b>	<b>3.735</b>	<b>6.516</b>

FAGGIO / BEECH

mc 0,80 – Kg 45

**DIVANI BUDDY**  
**BUDDY SOFAS**

**DIVANO BUDDY 2 POSTI**  
BUDDY SOFA 2 SEAT

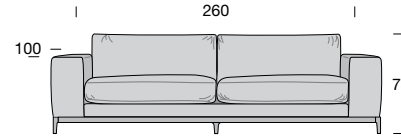


MOG9021K		
CAT. A	CAT. B	CAT. C
ECOPELLE/ECONABUK ECOLEATHER/ECONABUK	LINO/VELLUTO LINEN/VELVET	PELLE LEATHER
<b>5.263</b>	<b>5.595</b>	<b>8.376</b>

FAGGIO / BEECH

mc 1,80 – Kg 85

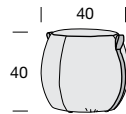
**DIVANO BUDDY 3 POSTI**  
BUDDY SOFA 3 SEAT



MOG9031K		
CAT. A	CAT. B	CAT. C
ECOPELLE/ECONABUK ECOLEATHER/ECONABUK	LINO/VELLUTO LINEN/VELVET	PELLE LEATHER
<b>5.977</b>	<b>6.314</b>	<b>9.090</b>

mc 2,45 – Kg 95

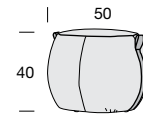
**POUF DOMINO**  
**DOMINO POUF**



MANGIE IN CUIOIO  
LEATHER HANDLE

CML3001K		
CAT. A	CAT. B	CAT. C
ECOPELLE/ECONABUK ECOLEATHER/ECONABUK	LINO/VELLUTO LINEN/VELVET	PELLE LEATHER
<b>989</b>	<b>1.034</b>	<b>1.523</b>

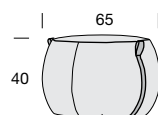
mc 0,08 – Kg 10



MANGIE IN CUIOIO  
LEATHER HANDLE

CML3011K		
CAT. A	CAT. B	CAT. C
ECOPELLE/ECONABUK ECOLEATHER/ECONABUK	LINO/VELLUTO LINEN/VELVET	PELLE LEATHER
<b>1.124</b>	<b>1.180</b>	<b>1.798</b>

mc 0,12 – Kg 12



MANGIE IN CUIOIO  
LEATHER HANDLE

CML3021K		
CAT. A	CAT. B	CAT. C
ECOPELLE/ECONABUK ECOLEATHER/ECONABUK	LINO/VELLUTO LINEN/VELVET	PELLE LEATHER
<b>1.315</b>	<b>1.398</b>	<b>2.332</b>

mc 0,21 – Kg 14

#### COMPOSIZIONE PAG. 82 - 83

#### COMPOSITION PAGE 82 - 83

1	MON5201K	LETTO HONEY DA 160 GIROLETTO LEGNO RIVESTIMENTO ECONABUK CAT. A HONEY BED WIDE 160, WOODEN BED SURROUND, ECONABUK CAT.A COVER	2.376
1	MON7001K	COMODINO MOON DX 2 CASSETTI MOON BEDSIDE TABLE RH WITH 2 DRAWERS	966
1	MON7002K	COMODINO MOON SX 2 CASSETTI MOON BEDSIDE TABLE LH WITH 2 DRAWERS	966
1	MON6001K	COMO' MOON 3 CASSETTI MOON 3-DRAWERS CHEST	2.376
1	MON8001K	ARMADIO MOON 2 ANTE SCORREVOLI CON DECORO MOON WARDROBE WITH 2 SLIDING DOORS AND DECORATION	4.606
<b>TOTALE</b>			<b>11.290</b>
<b>TOTAL</b>			<b>11.290</b>



#### COMPOSIZIONE PAG. 88 - 89

#### COMPOSITION PAGE 88 - 89

1	MON5201K	LETTO HONEY DA 160 CON GIROLETTO LEGNO RIVESTIMENTO ECONABUK CAT. A HONEY BED WIDE 160 WOODEN BED SURROUND ECONABUK CAT. A COVER	2.376
1	MON7702K	COMODINO MOONLIGHT SX 2 CASSETTI MOONLIGHT BEDSIDE TABLE LH WITH 2 DRAWERS	854
1	MON7701K	COMODINO MOONLIGHT DX 2 CASSETTI MOONLIGHT BEDSIDE TABLE RH WITH 2 DRAWERS	854
1	MON6601K	COMO' MOONLIGHT 3 CASSETTI MOONLIGHT 3 - DRAWERS CHEST	1.922
1	MON9101K	SPECCHIERA SFERA SFERA MIRROR	551
1	MON8001K	ARMADIO MOON ANTE SCORREVOLI CON DECORO MOON WARDROBE WITH 2 SLIDING DOORS AND DECORATION	4.606
<b>TOTALE</b>			<b>11.163</b>
<b>TOTAL</b>			<b>11.163</b>



#### COMPOSIZIONE PAG. 96 - 97

#### COMPOSITION PAGE 96 - 97

1	MON5201K	LETTO HONEY DA 160 GIROLETTO LEGNO RIVESTIMENTO ECONABUK CAT. A HONEY BED WITH HEADBORD WIDE 160 WOODEN BED SURROUND, ECONABUK CAT.A COVER	2.376
1	MON7001K	COMODINO MOON DX 2 CASSETTI MOON BEDSIDE TABLE RH WITH 2 DRAWERS	966
1	MON7002K	COMODINO MOON SX 2 CASSETTI MOON BEDSIDE TABLE LH WITH 2 DRAWERS	966
1	MON6001K	COMO' MOON 3 CASSETTI MOON 3-DRAWERS CHEST	2.490
<b>TOTALE</b>			<b>6.798</b>
<b>TOTAL</b>			<b>6.798</b>



#### COMPOSIZIONE PAG.102 - 103

#### COMPOSITION PAGE 102 - 103

1	MON5301K	LETTO ALBA DA 160 CON GIROLETTO LEGNO RIVESTIMENTO ECONABUK CAT. A ALBA BED WIDE 160 WOODEN BED SURROUND ECONABUK CAT. A COVER	2.904
1	MON7702K	COMODINO MOONLIGHT SX 2 CASSETTI MOONLIGHT BEDSIDE TABLE LH WITH 2 DRAWERS	854
1	MON7701K	COMODINO MOONLIGHT DX 2 CASSETTI MOONLIGHT BEDSIDE TABLE RH WITH 2 DRAWERS	854
1	MON6601K	COMO' MOONLIGHT 3 CASSETTI MOONLIGHT 3 - DRAWERS CHEST	1.922
1	MON9001K	SPECCHIERA OVALE OVALE MIRROR	506
<b>TOTALE</b>			<b>7.040</b>
<b>TOTAL</b>			<b>7.040</b>



## COMPOSIZIONI A CATALOGO

### CATALOGUE COMPOSITIONS

#### COMPOSIZIONE PAG.108 - 109

##### COMPOSITION PAGE 108 - 109

1	MON5101K	LETTO ALBA DA 160 CON GIROLETTO LEGNO E FASCIA IMBOTTITA RIVESTIMENTO ECONABUK CAT. A ALBA BED WIDE 160 WOODEN AND UPHOLSTERED BED SURROUND ECONABUK CAT. A COVER	3.270
1	MON7702K	COMODINO MOONLIGHT SX 2 CASSETTI MOONLIGHT BEDSIDE TABLE LH WITH 2 DRAWERS	854
1	MON7701K	COMODINO MOONLIGHT DX 2 CASSETTI MOONLIGHT BEDSIDE TABLE RH WITH 2 DRAWERS	854
1	MON6601K	COMO' MOONLIGHT 3 CASSETTI MOONLIGHT 3 - DRAWERS CHEST	1.922
1	MON8011K	ARMADIO VEGAS ANTE SCORREVOLI VEGAS WARDROBE WITH 2 SLIDING DOORS	5.129
<b>TOTALE</b> TOTAL			<b>12.029</b>



#### COMPOSIZIONE PAG.116 - 117

##### COMPOSITION PAGE 116 - 117

1	MON5301K	LETTO ALBA DA 160 CON GIROLETTO LEGNO RIVESTIMENTO ECONABUK CAT. A ALBA BED WIDE 160 WOODEN BED SURROUND ECONABUK CAT. A COVER	2.904
1	MON7002K	COMODINO MOON SX 2 CASSETTI, DECORO BICOLORE MOON BEDSIDE TABLE LH WITH 2 DRAWERS, BICOLOR	1.014
1	MON7001K	COMODINO MOON DX 2 CASSETTI, DECORO BICOLORE MOON BEDSIDE TABLE RH WITH 2 DRAWERS, BICOLOR	1.014
1	MON6001K	COMO' MOON 3 CASSETTI, DECORO BICOLORE MOON 3 - DRAWERS CHEST, BICOLOR	2.495
1	MON9001K	SPECCHIERA OVALE OVALE MIRROR	506
<b>TOTALE</b> TOTAL			<b>7.933</b>



#### COMPOSIZIONE PAG.124 - 125

##### COMPOSITION PAGE 124 - 125

1	MON5001K	LETTO MOON DA 160 CON GIROLETTO LEGNO MOON BED WIDE 160 WOODEN BED SURROUND	2.005
1	MON7702K	COMODINO MOONLIGHT SX 2 CASSETTI MOONLIGHT BEDSIDE TABLE LH WITH 2 DRAWERS	854
1	MON7701K	COMODINO MOONLIGHT DX 2 CASSETTI MOONLIGHT BEDSIDE TABLE RH WITH 2 DRAWERS	854
1	MON6601K	COMO' MOONLIGHT 3 CASSETTI MOONLIGHT 3 - DRAWERS CHEST	1.922
1	MON9001K	SPECCHIERA OVALE OVALE MIRROR	506
1	MON8021K	ARMADIO MOON ANTE SCORREVOLI MOON WARDROBE WITH 2 SLIDING DOORS	4.466
<b>TOTALE</b> TOTAL			<b>10.607</b>



#### COMPOSIZIONE PAG.132 - 133

##### COMPOSITION PAGE 132 - 133

1	MON5111K	LETTO NUVOVA DA 160 CON GIROLETTO LEGNO RIVESTIMENTO ECONABUK CAT. A MULTICOLOR NUVOVA BED WIDE 160 WOODEN BED SURROUND ECONABUK CAT. A COVER MULTICOLOR	2.997
1	MON7002K	COMODINO MOON SX 2 CASSETTI MOON BEDSIDE TABLE LH WITH 2 DRAWERS	966
1	MON7001K	COMODINO MOON DX 2 CASSETTI MOON BEDSIDE TABLE RH WITH 2 DRAWERS	966
1	MON6001K	COMO' MOON 3 CASSETTI MOON 3 - DRAWERS CHEST	2.376
<b>TOTALE</b> TOTAL			<b>7.305</b>



#### COMPOSIZIONE PAG.138 - 143

#### COMPOSITION PAGE 138 - 143

1	<b>MON5111K</b>	LETTO NUVOLA DA 160 GIROLETTO LEGNO RIVESTIMENTO ECONABUK CAT. A MULTICOLOR NUVOLA BED WIDE 160 WOODEN BED SURROUND WITH ECONABUK CAT.A COVER MULTICOLOR	2.997
1	<b>MON7001K</b>	COMODINO MOON DX 2 CASSETTI MOON BEDSIDE TABLE RH WITH 2 DRAWERS	966
1	<b>MON7002K</b>	COMODINO MOON SX 2 CASSETTI MOON BEDSIDE TABLE RH WITH 2 DRAWERS	966
1	<b>MON6001K</b>	COMO' MOON 3 CASSETTI MOON 3-DRAWERS CHEST	2.376
<b>TOTALE</b> TOTAL			<b>7.305</b>



#### COMPOSIZIONE 5

#### COMPOSITION 5

1	<b>MON5001K</b>	LETTO MOON DA 160 TESTIERA E GIROLETTO LEGNO MOON BED WIDE 160 WITH WOODEN HEADBOARD AND BED SURROUND	2.005
1	<b>MON7001K</b>	COMODINO MOON DX 2 CASSETTI MOON BEDSIDE TABLE RH WITH 2 DRAWERS	966
1	<b>MON7002K</b>	COMODINO MOON SX 2 CASSETTI MOON BEDSIDE TABLE RH WITH 2 DRAWERS	966
1	<b>MON6001K</b>	COMO' MOON 3 CASSETTI MOON 3-DRAWERS CHEST	2.376
<b>TOTALE</b> TOTAL			<b>6.313</b>



#### COMPOSIZIONE PAG. 66 - 67

#### COMPOSITION PAGE 66 - 67

1	<b>MOG4001K</b>	TAVOLO MOON BICOLOR 180x90 ALL.235 BICOLOR MOON TABLE 180x90 EXTEND. 235	2.859
4	<b>CML1331K</b>	SEDIA ELLE RIVESTIMENTO CAT. A ELLE CHAIR, COVER CAT. A	2.248
1	<b>MOG2021K</b>	CREDENZA MOON 3 ANTE MOON 3 DOORS SIDEBOARD	2.831
<b>TOTALE</b> TOTAL			<b>7.938</b>



#### COMPOSIZIONE PAG. 76 - 77

#### COMPOSITION PAGE 76 - 77

1	<b>MOG4001K</b>	TAVOLO MOON BICOLOR 180x90 ALL.235 BICOLOR MOON TABLE 180x90 EXTEND. 235	2.859
4	<b>DOG1021K</b>	SEDIA BARCELONA RIVESTIMENTO CAT. A BARCELONA CHAIR COVER CAT. A	2.000
1	<b>MOG3001K</b>	VETRINA MOON 2 ANTE VETRO E 2 ANTE LEGNO BICOLOR MOON DISPLAY UNIT 2 GLASS DOORS AND 2 BICOLOR WOODEN DOORS	3.256
<b>TOTALE</b> TOTAL			<b>8.115</b>



# MOON SISTEMA COMPONIBILE

## MOON MODULAR SYSTEM

<b>CARATTERISTICHE TECNICHE E PARTICOLARITÀ DI UTILIZZO</b> TECHNICAL CHARACTERISTICS AND PARTICULAR USE	<b>28</b>
<b>ACCESSORI OPTIONAL</b> OPTIONAL ACCESSORIES	<b>34</b>
<b>ELEMENTI STRUTTURALI</b> STRUCTURAL ELEMENTS	<b>35</b>
<b>BASI A TERRA P. 40</b> FLOOR-STANDING BASE UNIT D. 40	<b>36</b>
<b>BASI A TERRA P. 50</b> FLOOR-STANDING BASE UNIT D. 50	<b>38</b>
<b>BASI SOSPESSE P. 40</b> SUSPENDED BASE UNIT D. 40	<b>40</b>
<b>BASI SOSPESSE P. 50</b> SUSPENDED BASE UNIT D. 50	<b>42</b>
<b>PENSILI ORIZZONTALI P. 40</b> HORIZONTAL WALL UNITS D. 40	<b>44</b>
<b>PENSILI A GIORNO P. 30</b> OPEN WALL UNITS D. 30	<b>46</b>
<b>PENSILI VERTICALI P. 40</b> VERTICAL WALL UNITS D. 40	<b>48</b>
<b>COMPOSIZIONI A CATALOGO</b> CATALOGUE COMPOSITIONS	<b>50</b>

# MOON SISTEMA COMPONIBILE - MODULAR SYSTEM

## CARATTERISTICHE TECNICHE E PARTICOLARITÀ DI UTILIZZO

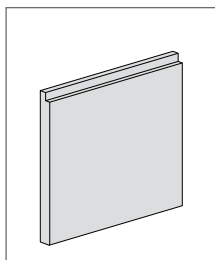
### TECHNICAL CHARACTERISTICS AND PARTICULAR USE

#### BASI E PENSILI

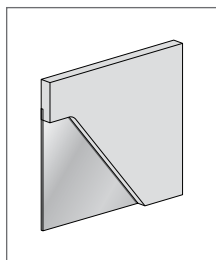
#### BASE UNITS AND WALL UNITS

#### FRONTALI

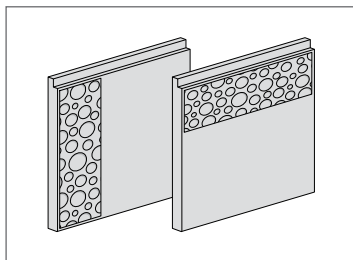
#### FRONTS



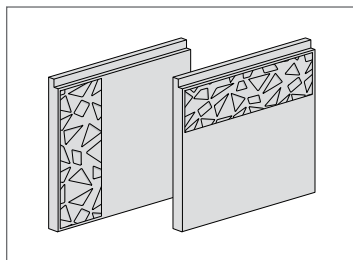
ANTA LEGNO LISCIA  
PLAIN WOODEN DOOR



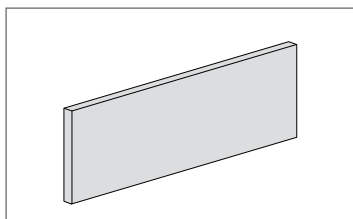
ANTA VETRO  
GLASS DOOR



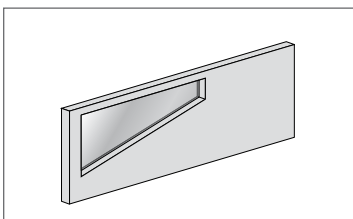
ANTA LEGNO DECORO CERCHIO  
WOODEN DOOR CIRCLE DECORATION



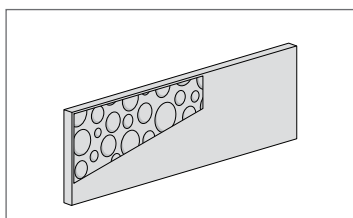
ANTA LEGNO DECORO GEOMETRICO  
WOODEN DOOR GEOMETRIC DECORATION



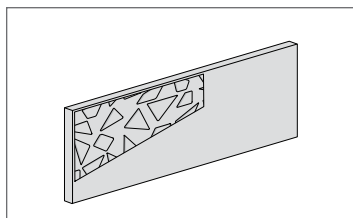
ANTA VASISTAS/RIBALTA LEGNO LISCIA  
LIFT-UP/DROP DOWN PLAIN WOODEN DOOR



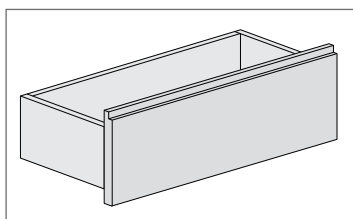
ANTA VASISTAS/RIBALTA VETRO LISCIA  
LIFT-UP/DROP DOWN PLAIN GLASS DOOR



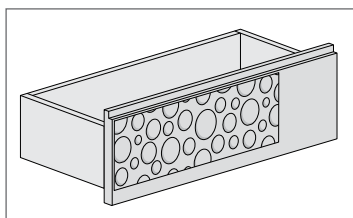
ANTA VASISTAS/RIBALTA LEGNO DECORO CERCHIO  
LIFT-UP/DROP DOWN WOODEN DOOR CIRCLE DECORATION



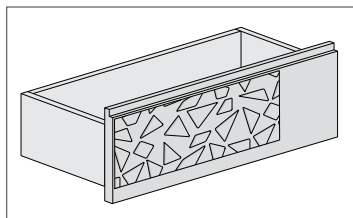
ANTA VASISTAS/RIBALTA LEGNO DECORO GEOMETRICO  
LIFT-UP/DROP DOWN WOODEN DOOR GEOMETRIC DECORATION



FRONTALE LEGNO LISCIO  
PLAIN WOODEN FRONT



FRONTALE LEGNO DECORO CERCHIO  
WOODEN FRONT CIRCLE DECORATION



FRONTALE LEGNO DECORO GEOMETRICO  
WOODEN FRONT GEOMETRIC DECORATION

**STRUTTURA** IN PANNELLO DI LISTELLARE IMPIALLACCIATO FRASSINO

**TOP OBBLIGATORIO** PANNELLO DI LEGNO MULTISTRATO IMPIALLACCIATO FRASSINO

**FRONTALE LEGNO** PANNELLO DI LISTELLARE IMPIALLACCIATO FRASSINO

**FRONTALE VETRO** TELAIO IN PANNELLO DI LISTELLARE IMPIALLACCIATO FRASSINO

**ELEMENTI A GIORNO** IN PANNELLO DI LISTELLARE IMPIALLACCIATO FRASSINO

**CASSETTI E CESTONI** STRUTTURA IN PANNELLO DI MULTISTRATO BETULLA, FONDO CASSETTO MULTISTRATO IMPIALLACCIATO FRASSINO

**DECORO** PANNELLO DI MULTISTRATO MASSELLO DI FRASSINO

**SCHIENALE CASSETTI E CESTONI** IN MULTISTRATO PIOPPO

**ZOCCOLO** IN PANNELLO DI LISTELLARE IMPIALLACCIATO FRASSINO

**RIPIANI INTERNI** VETRO

**STRUCTURE** BLOCKBOARD PANEL COVERED IN ASWOOD

**COMPUSLORY TOP** MULTILAYER WOOD PANEL COVERED IN ASHWOOD

**WOODEN FRONT** MULTILAYER PANEL COVERED IN ASHWOOD

**GLASS FRONT** FRAME IN MULTILAYER PANEL COVERED IN ASHWOOD

**OPEN ELEMENTS** BLOCKBOARD PANEL COVERED IN ASHWOOD

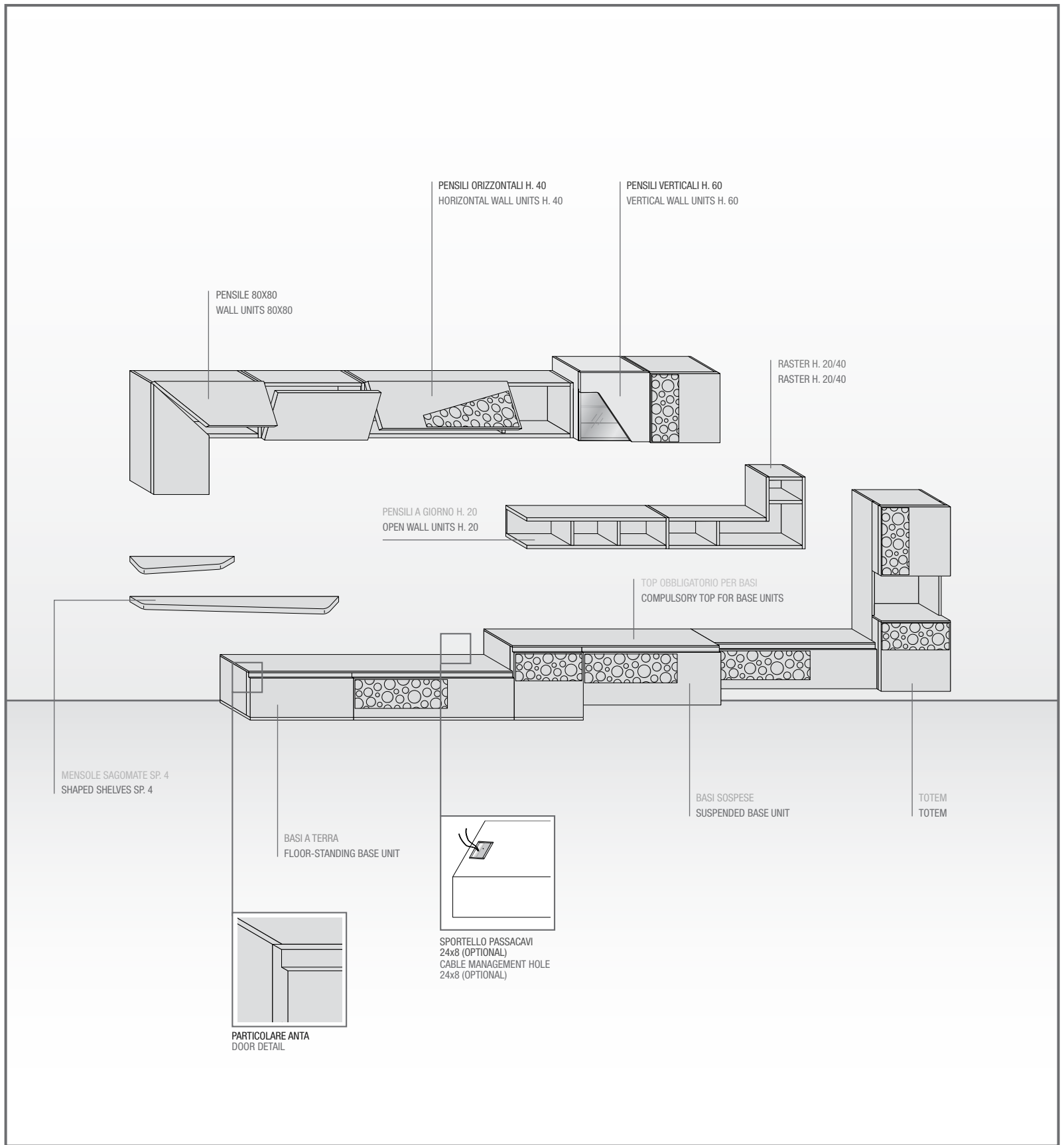
**DRAWERS AND BASKETS** STRUCTURE IN MULTILAYER BIRCH PANEL, DRAWER BOTTOM IN MULTILAYER ASHWOOD

**DECORATION** SOLID ASWOOD MULTILAYER PANEL

**BACK PANEL OF DRAWERS** MULTILAYER PANEL IN POPLAR

**PLINTH** BLOCKBOARD PANEL COVERED IN ASHWOOD

**INTERNAL SHELVES** GLASS

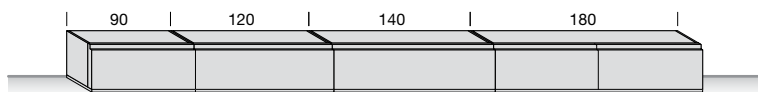


# MOON SISTEMA COMPONIBILE - MODULAR SYSTEM

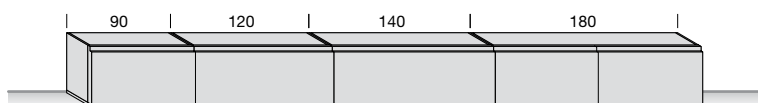
## MODULARITÀ

## MODULARITY

**BASI A TERRA H. 31.5 P. 40**  
FLOOR-STANDING BASE UNIT H. 31.5 D. 40



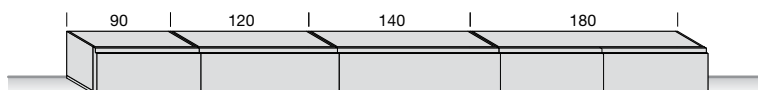
**BASI A TERRA H. 41.5 P. 40**  
FLOOR-STANDING BASE UNIT H. 41.5 D. 40



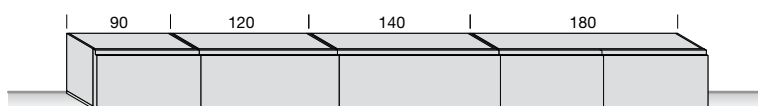
**BASI A TERRA H. 61.5 P. 40**  
FLOOR-STANDING BASE UNIT H. 61.5 D. 40



**BASI A TERRA H. 31.5 P. 50**  
FLOOR-STANDING BASE UNIT H. 31.5 D. 50



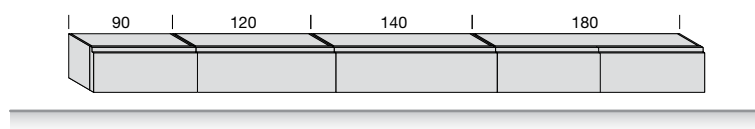
**BASI A TERRA H. 41.5 P. 50**  
FLOOR-STANDING BASE UNIT H. 41.5 D. 50



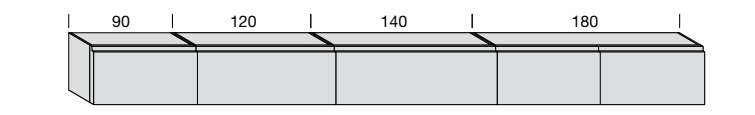
**BASI A TERRA H. 61.5 P. 50**  
FLOOR-STANDING BASE UNIT H. 61.5 D. 50




**BASI SOSPESE H. 30 P. 40**  
SUSPENDED BASE UNIT H. 30 D. 40



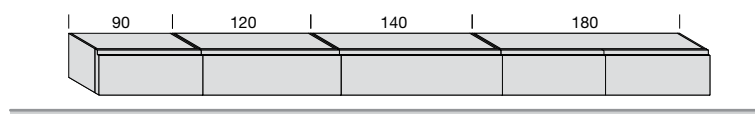
**BASI SOSPESE H. 40 P. 40**  
SUSPENDED BASE UNIT H. 40 D. 40



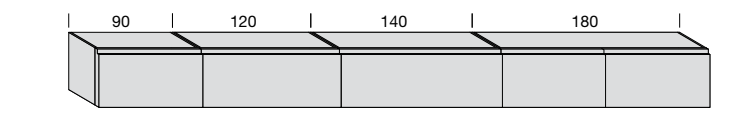
**BASI SOSPESE H. 60 P. 40**  
SUSPENDED BASE UNIT H. 60 D. 40



**BASI SOSPESE H. 30 P. 50**  
SUSPENDED BASE UNIT H. 30 D. 50



**BASI SOSPESE H. 40 P. 50**  
SUSPENDED BASE UNIT H. 40 D. 50



**BASI SOSPESE H. 60 P. 50**  
SUSPENDED BASE UNIT H. 60 D. 50

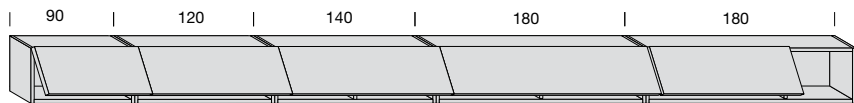




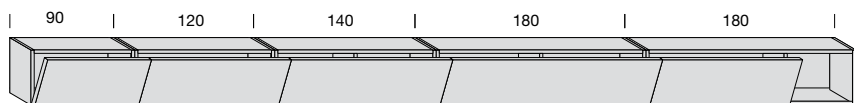
## MODULARITÀ MODULARITY

### PENSILI ORIZZONTALI H. 40 P. 40 HORIZONTAL WALL UNITS H. 40 D. 40

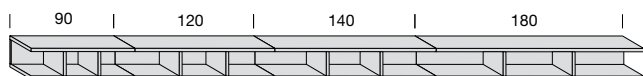
CON ANTA VASISTAS  
WITH LIFT-UP DOOR



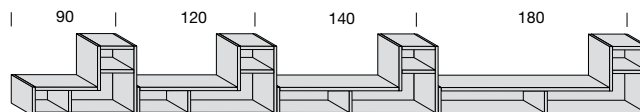
CON ANTA A RIBALTA  
WITH DROP-DOWN DOOR



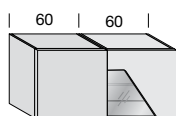
### PENSILI A GIORNO H. 20 P. 30 OPEN WALL UNITS H. 20 D. 30



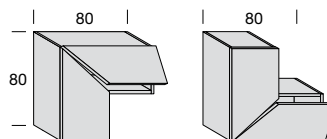
### RASTER H. 60 P. 30 RASTER H. 60 D. 30



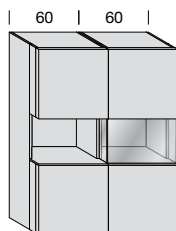
### PENSILI VERTICALI H. 60 P. 40 VERTICAL WALL UNITS H. 60 D. 40



### PENSILI VERTICALI 80X80 P. 40 VERTICAL WALL UNITS 80X80 D. 40



### TOTEM H. 160 TOTEM H. 160



# MOON SISTEMA COMPONIBILE - MODULAR SYSTEM

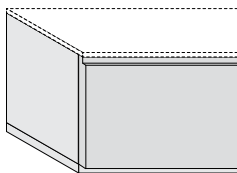
## CARATTERISTICHE TECNICHE E PARTICOLARITÀ DI UTILIZZO

### TECHNICAL CHARACTERISTICS AND PARTICULAR USE

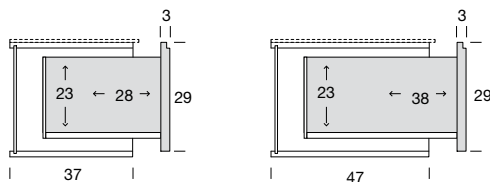
#### INGOMBRI CASSETTI E CESTONI

#### DRAWERS AND BASKETS SIZE

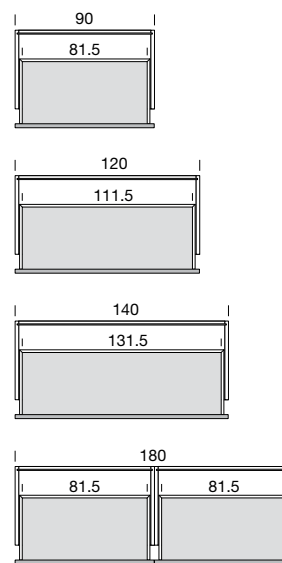
##### FRONTALE CASSETTO DRAWER FRONT



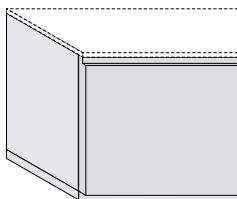
##### PROFONDITÀ CASSETTI DRAWERS DEPTH



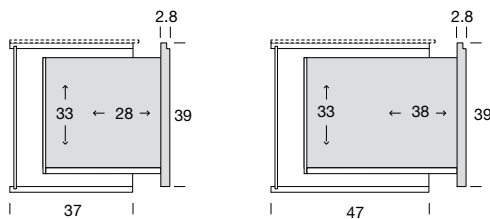
##### LARGHEZZE CASSETTI E CESTONI DRAWERS AND BASKETS WIDTH



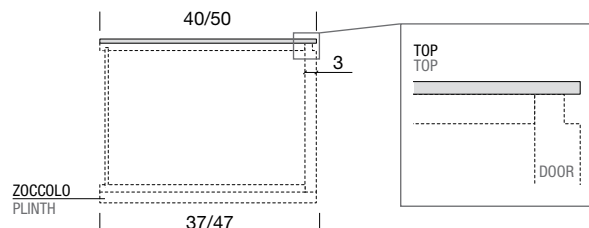
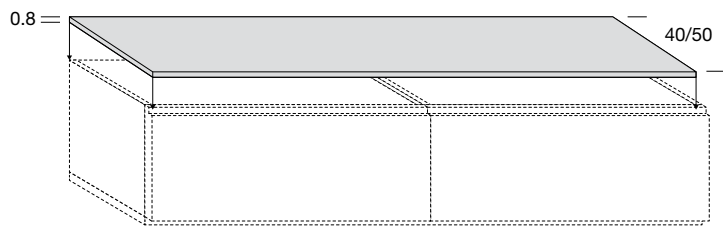
##### FRONTALE CESTONE BASKET FRONT



##### PROFONDITÀ CESTONI BASKETS DEPTH



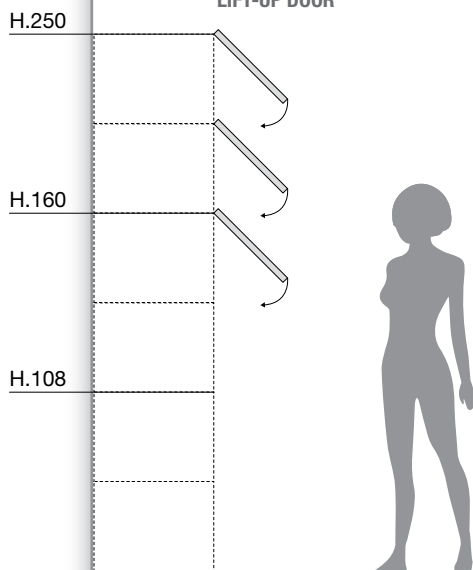
#### TOP OBBLIGATORIO PER BASI COMPULSORY TOP FOR BASE UNITS



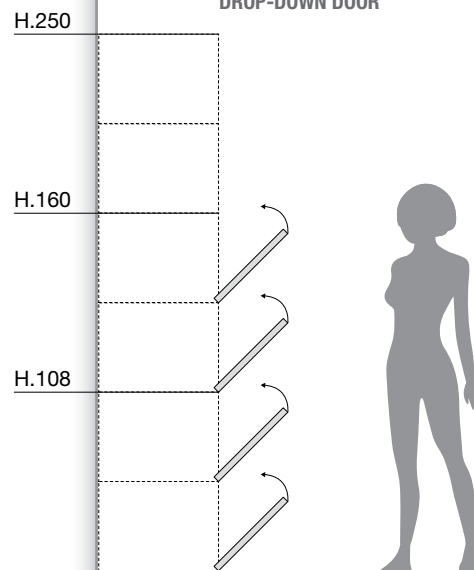
#### ALTEZZE MASSIME DI POSIZIONAMENTO ANTE VASISTAS/RIBALTA MAXIMUM POSITION HEIGHTS FOR LIFT-UP/DROP-DOWN DOORS

È POSSIBILE SOVRAPPORRE ANTE VASISTAS SI VASISTAS E RIBALTA SU RIBALTA  
IT IS POSSIBLE TO STACK LIFT-UP DOORS ON LIFT-UP DOORS AND DROP-DOWN DOORS ON DROP-DOWN DOORS

##### ANTA VASISTAS LIFT-UP DOOR



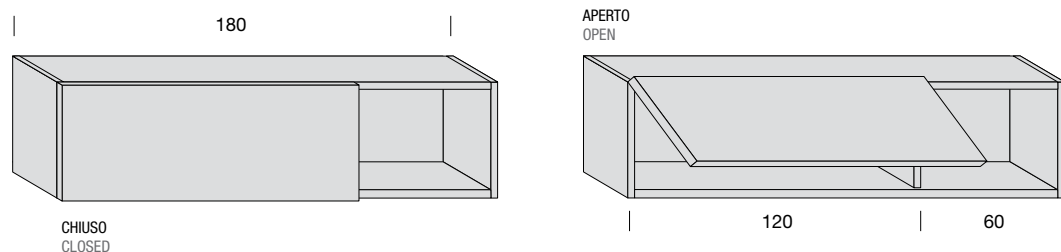
##### ANTA RIBALTA DROP-DOWN DOOR



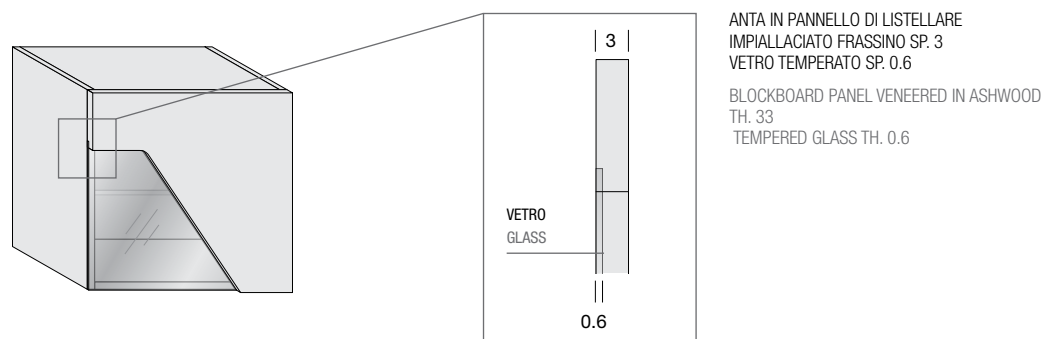
## CARATTERISTICHE TECNICHE E PARTICOLARITÀ DI UTILIZZO

### TECHNICAL CHARACTERISTICS AND PARTICULAR USE

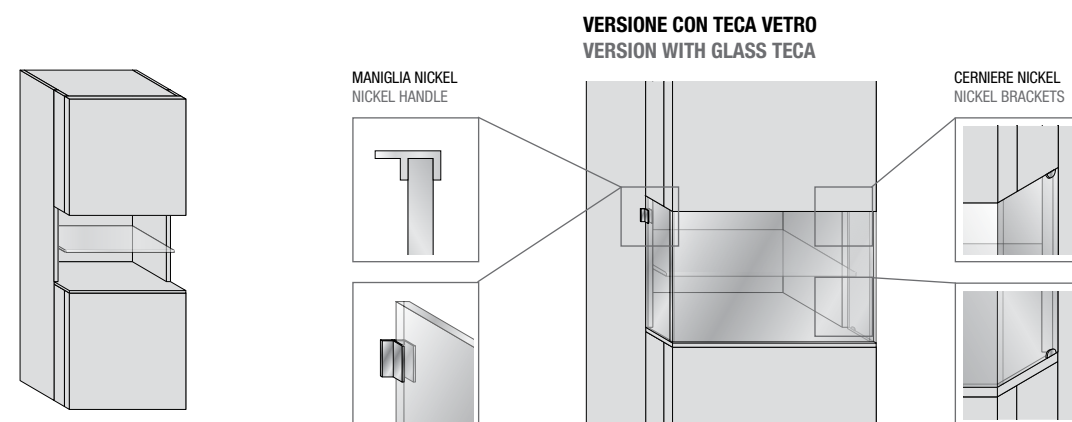
#### PENSILE ORIZZONTALE CON ANTE E VANO A GIORNO HORIZONTAL WALL UNITS WITH DOORS AND OPEN COMPARTMENT



#### PENSILI CON ANTA VETRO P. 40 WALL UNITS WITH GLASS DOOR D. 40

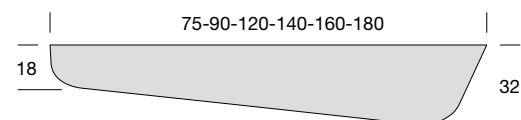


#### TOTEM VERTICALE CON VANO A GIORNO E RIPIANI INTERNI VETRO VERTICAL TOTEM WITH OPEN COMPARTMENT AND GLASS INTERNAL SHELVES

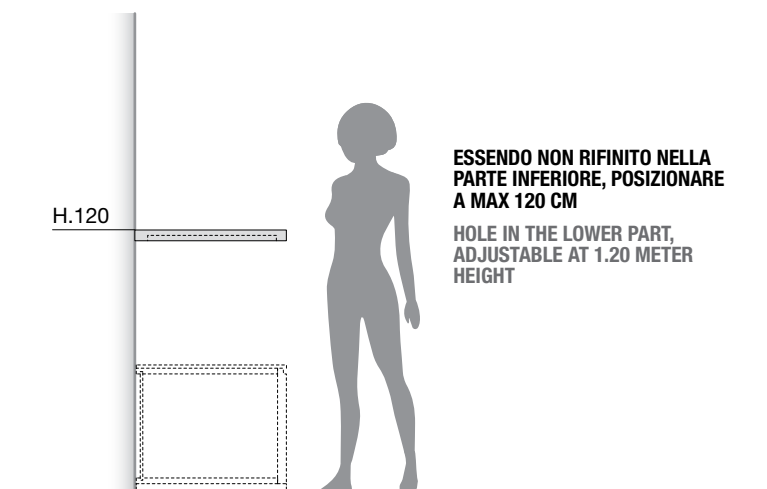


#### MENSOLA SAGOMATA SP.4 SHAPED SHELF TH.4

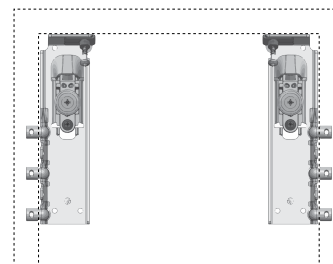
VISTA IN PIANTA  
PLAN VIEW



#### POSIZIONAMENTO MENSOLONE SP. 6 LARGE SHELF POSITIONING



#### ATTACCAGLIA PER PENSILI (DI SERIE) E BASI SOSPENSE BRACKETS FOR WALL UNITS (AS STANDARD) AND SUSPENDED BASE UNITS



L'ATTACCAGLIA PREVEDE IL MONTAGGIO IN APPOGGIO AL CAPPELLO NEL RETRO DEL MOBILE, CONSENTENDO IL PERFETTO APPOGGIO A MURO. DISPONIBILE DX O SX. PORTATA KG. 70 PER ATTACCAGLIA.

HANGERS ARE TO BE FITTED TO THE FINISHING TOP ON THE BACK OF THE UNIT SO THAT IT CAN ADHERE PERFECTLY TO THE WALL. AVAILABLE R/H OR L/H. CAPACITY 70KG PER HANGER.

#### LIMITI DI UTILIZZO PER PENSILI VASISTAS E RIBALTA USE FOR WALL UNITS WITH LIFT-UP DOORS AND DROP-DOWN DOORS LIFT-UP DOOR DROP-DOWN DOOR

È POSSIBILE SOVRAPPORRE DUE PENSILI VASISTAS O DUE PENSILI RIBALTA SOLO CAMBIANDO CERNIERE

IT IS POSSIBLE TO STACK TWO WALL UNITS WITH LIFT-UP DOORS OR TWO WALL UNITS WITH DROPDOWN DOORS ONLY WITH CHANGING THE HINGES

# MOON SISTEMA COMPONIBILE - MODULAR SYSTEM

ACCESSORI OPTIONAL  
OPTIONAL ACCESSORIES

**BARRA LED A BASSO CONSUMO  
ACCENSIONE TOUCH  
IN ALLUMINIO L. 37.2  
COLLEGAMENTO  
A CARICO DEL CLIENTE**

**LOW CONSUMPTION LED BAR  
TOUCH SWITCH  
IN ALUMINIUM W. 37.2  
CONNECTIONS  
TO BE MADE BY THE CUSTOMER.**

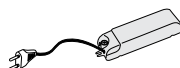


codice  
code

ZZZFE22001

152

**ALIMENTATORE  
POWER SUPPLY**



codice  
code

ZZZFE22002

62

**TELECOMANDO  
REMOTE CONTROL**

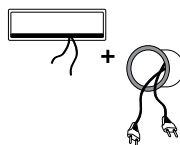


codice  
code

ZZZFE22004

147

**KIT SPORTELLO PASSACAVI  
+ BORCHIA  
KIT FOR CABLE MANAGEMENT HOLE  
+ COVER**



codice  
code

ZZZFE22005

124

**MULTIPRESA A SCOMPARSA CON  
SPORTELLINO APRI/CHIUDI IN  
METALLO**

**CONCEALED MULTIPLE SOCKET  
WITH METAL OPEN/CLOSE FLAP**

VERSIONE TV:  
1 PRESA SCHUKO  
2 PRESI USB RICARICA  
1 PRESA SAT.  
TV VERSION:  
1 SCHUKO SOCKET  
2 SOCKETS USB CHARGE  
1 SAT. SOCKET



codice  
code

ZZZFE22030

556

VERSIONE PC/MAC:  
1 PRESA SCHUKO  
2 PORTE USB DATI  
1 PORTA HDMI  
PC/MAC VERSION:  
1 SCHUKO SOCKET  
2 USB PORT  
1 HDMI PORT



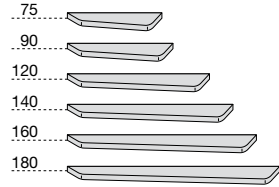
codice  
code

ZZZFE22031

556

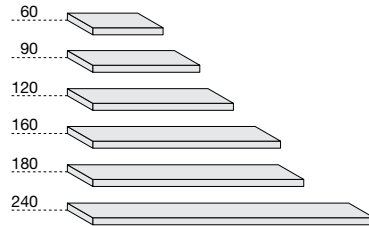
## ELEMENTI STRUTTURALI STRUCTURAL ELEMENTS

### MENSOLE SAGOMATE P. 18/32 – SP. 4 SHAPED SHELVES D. 18/32 – TH. 4



larghezza width	codice dx/sx code rh/lh	FRASSINO ASHWOOD	
75	MOC3501K	202	mc 0,02 – Kg 2
90	MOC3511K	253	mc 0,03 – Kg 3
120	MOC3521K	309	mc 0,03 – Kg 6
140	MOC3531K	360	mc 0,04 – Kg 9
160	MOC3541K	387	mc 0,05 – Kg 9
180	MOC3551K	404	mc 0,05 – Kg 9

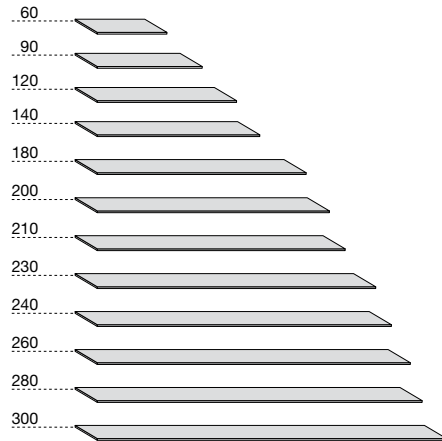
### MENSOLONI SP. 6 P 50 DA APPOGGIO POSIZIONABILI MAX H. 1,2 METRI. PER AUTOPORTANTE AGGIUNGERE STAFFE DA MURO (+ 50,00 €)



### LARGE SHELVES TH. 6 D 50 SELF-STANDING 1,2 METER MAX ADJUSTABLE. FOR SELF-SUPPORTING ADD WALL BRACKETS (+ 50,00 €)

larghezza width	codice code	FRASSINO ASHWOOD	
60	DCC3001K	208	mc 0,02 – Kg 2
90	DCC3011K	297	mc 0,03 – Kg 4
120	DCC3021K	387	mc 0,05 – Kg 7
160	DCC3061K	477	mc 0,06 – Kg 10
180	DCC3031K	517	mc 0,07 – Kg 10
240	DCC3041K	708	mc 0,09 – Kg 14

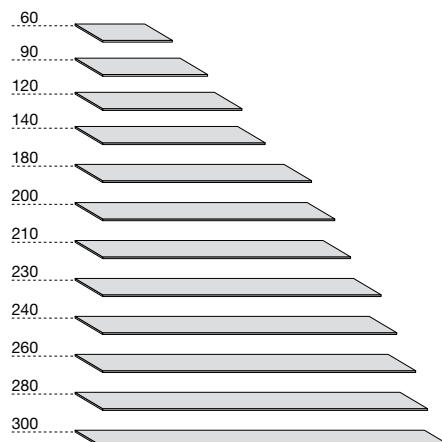
### TOP SP. 0.8 P. 40 OBBLIGATORIO PER BASI TOP TH. 0.8 D. 40 COMPULSORY FOR BASE UNITS



IL PREZZO DEL TOP DEVE ESSERE SOMMATO A QUELLO DELLE BASI  
ADD THE PRICE OF THE TOP TO THE PRICE OF THE BASE UNITS.

larghezza width	codice code	FRASSINO ASHWOOD	
60	MOC5051K	135	mc 0,05 – Kg 1
90	MOC5061K	157	mc 0,05 – Kg 1
120	MOC5001K	185	mc 0,05 – Kg 2
140	MOC5011K	202	mc 0,05 – Kg 2
180	MOC5021K	247	mc 0,06 – Kg 3
200	MOC5031K	337	mc 0,06 – Kg 4
210	MOC5071K	342	mc 0,06 – Kg 4
230	MOC5081K	360	mc 0,06 – Kg 4
240	MOC5091K	371	mc 0,06 – Kg 4
260	MOC5101K	461	mc 0,06 – Kg 4
280	MOC5111K	467	mc 0,06 – Kg 5
300	MOC5041K	489	mc 0,06 – Kg 5

### TOP SP. 0.8 P. 50 OBBLIGATORIO PER BASI TOP TH. 0.8 D. 50 COMPULSORY FOR BASE UNITS



IL PREZZO DEL TOP DEVE ESSERE SOMMATO A QUELLO DELLE BASI  
ADD THE PRICE OF THE TOP TO THE PRICE OF THE BASE UNITS.

larghezza width	codice code	FRASSINO ASHWOOD	
60	MOC5351K	140	mc 0,05 – Kg 1
90	MOC5361K	163	mc 0,05 – Kg 1
120	MOC5301K	197	mc 0,05 – Kg 3
140	MOC5311K	214	mc 0,05 – Kg 3
180	MOC5321K	259	mc 0,06 – Kg 4
200	MOC5331K	349	mc 0,06 – Kg 5
210	MOC5371K	360	mc 0,06 – Kg 5
230	MOC5381K	371	mc 0,06 – Kg 5
240	MOC5391K	394	mc 0,06 – Kg 5
260	MOC5401K	477	mc 0,06 – Kg 6
280	MOC5411K	489	mc 0,06 – Kg 6
300	MOC5341K	529	mc 0,06 – Kg 7

# MOON SISTEMA COMPONIBILE - MODULAR SYSTEM

## BASI A TERRA P. 40

### FLOOR-STANDING BASE UNIT D. 40

#### BASI H. 31.5

#### BASE UNIT H. 31.5

1 CASSETTO  
1 DRAWER

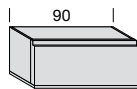
1 CASSETTO DECORATO  
1 DECORATED DRAWER

1 CASSETTO  
1 DRAWER

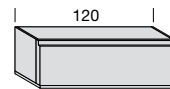
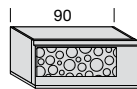
1 CASSETTO DECORATO  
1 DECORATED DRAWER

AGGIUNGERE TOP  
OBBLIGATORIO NON  
COMPRESO NEL PREZZO  
DELLA BASE VEDI PAG. 35

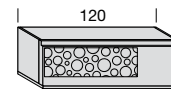
ADD COMPULSORY TOP NOT  
INCLUDED IN THE PRICE OF  
BASE UNIT SEE PAGE 35



\*



\*



MOC1001K

MOC1011K

MOC1021K

MOC1031K

FRASSINO / ASHWOOD

859

1.039

944

1.113

mc 0,13 – Kg 20

mc 0,13 – Kg 20

mc 0,18 – Kg 25

mc 0,18 – Kg 25

#### BASI H. 41.5

#### BASE UNIT H. 41.5

1 CESTONE  
1 BASKET

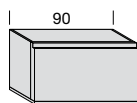
1 CESTONE DECORATO  
1 DECORATED BASKET

1 CESTONE  
1 BASKET

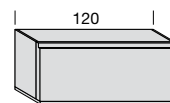
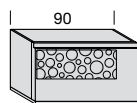
1 CESTONE DECORATO  
1 DECORATED BASKET

AGGIUNGERE TOP  
OBBLIGATORIO NON  
COMPRESO NEL PREZZO  
DELLA BASE VEDI PAG. 35

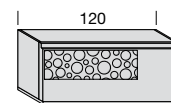
ADD COMPULSORY TOP NOT  
INCLUDED IN THE PRICE OF  
BASE UNIT SEE PAGE 35



\*



\*



MOC1081K

MOC1091K

MOC1101K

MOC1111K

FRASSINO / ASHWOOD

966

1.141

1.039

1.213

mc 0,18 – Kg 25

mc 0,18 – Kg 25

mc 0,24 – Kg 33

mc 0,24 – Kg 33

#### BASI H. 61.5

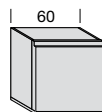
#### BASE UNIT H. 61.5

1 ANTA, 1 RIPIANO VETRO  
1 DOOR, 1 GLASS SHELF

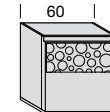
1 ANTA CON DECORO, 1 RIPIANO VETRO  
1 DECORATION DOOR, 1 GLASS SHELF

AGGIUNGERE TOP  
OBBLIGATORIO NON  
COMPRESO NEL PREZZO  
DELLA BASE VEDI PAG. 35

ADD COMPULSORY TOP NOT  
INCLUDED IN THE PRICE OF  
BASE UNIT SEE PAGE 35



\*



DX / RH  
SX / LH

MOC1161K  
MOC1261K

MOC1171K  
MOC1271K

FRASSINO / ASHWOOD

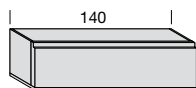
876

994

mc 0,18 – Kg 23

mc 0,18 – Kg 23

1 CASSETTO  
1 DRAWER

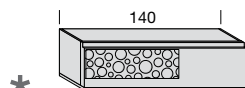


**MOC1041K**

**1.028**

mc 0,21 - Kg 27

1 CASSETTO DECORATO  
1 DECORATED DRAWER

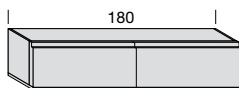


**MOC1051K**

**1.203**

mc 0,21 - Kg 27

2 CASSETTI  
2 DRAWERS

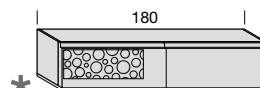


**MOC1061K**

**1.517**

mc 0,27 - Kg 53

1 CASSETTO DECORATO, 1 CASSETTO  
1 DECORATED DRAWER, 1 DRAWER

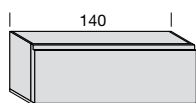


**MOC1071K**

**1.668**

mc 0,27 - Kg 53

1 CESTONE  
1 BASKET

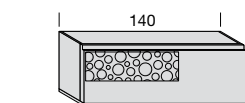


**MOC1121K**

**1.124**

mc 0,28 - Kg 39

1 CESTONE DECORATO  
1 DECORATED BASKET

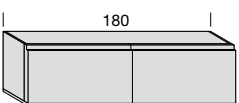


**MOC1131K**

**1.298**

mc 0,28 - Kg 39

2 CESTONI  
2 BASKETS

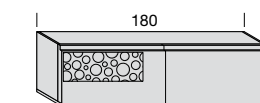


**MOC1141K**

**1.590**

mc 0,36 - Kg 52

1 CESTONE DECORATO, 1 CESTONE  
1 DECORATED BASKET, 1 BASKET

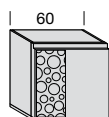


**MOC1151K**

**1.747**

mc 0,36 - Kg 52

1 ANTA CON DECORO, 1 RIPIANO VETRO  
1 DECORATION DOOR, 1 GLASS SHELF



\*

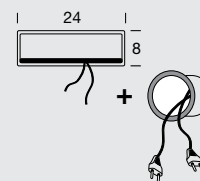
**MOC1181K**  
**MOC1281K**

**994**

mc 0,18 - Kg 23

**OPTIONAL**  
**OPTIONAL**

**KIT SPORTELLINO PASSACAVI**  
**+ BORCHIA**  
KIT FOR CABLE MANAGEMENT HOLE  
+ COVER



**ZZZFE22005**

**124**

\*  
SPECIFICARE SEMPRE IL TIPO DI  
DECORO IL PREZZO È LO STESSO  
(RAPPRESENTATO DECORO  
CERCHIO)

ALWAYS INDICATE THE TYPE OF  
DECORATION, IT IS THE SAME  
PRICE (CIRCLE DECORATION  
REPRESENTED)



CIRCLE DECORATION



GEOMETRIC DECORATION

POSSIBILITÀ DI TOP CON COLORE  
DIVERSO DALLA STRUTTURA, SENZA  
MAGGIORAZIONE DI PREZZO

POSSIBILITY OF TOP WITH  
DIFFERENT COLOR FROM THE  
CARCASE, WITHOUT SURCHARGE

# MOON SISTEMA COMPONIBILE - MODULAR SYSTEM

## BASI A TERRA P. 50

### FLOOR-STANDING BASE UNIT D. 50

#### BASI H. 31.5

#### BASE UNIT H. 31.5

1 CASSETTO  
1 DRAWER

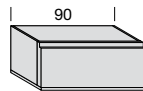
1 CASSETTO DECORATO  
1 DECORATED DRAWER

1 CASSETTO  
1 DRAWER

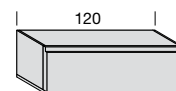
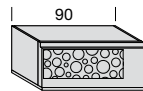
1 CASSETTO DECORATO  
1 DECORATED DRAWER

AGGIUNGERE TOP  
OBBLIGATORIO NON  
COMPRESO NEL PREZZO  
DELLA BASE VEDI PAG. 35

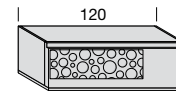
ADD COMPULSORY TOP NOT  
INCLUDED IN THE PRICE OF  
BASE UNIT SEE PAGE 35



\*



\*



MOC1501K

MOC1511K

MOC1521K

MOC1531K

FRASSINO / ASHWOOD

876

933

972

1.146

mc 0,18 – Kg 27

mc 0,18 – Kg 27

mc 0,23 – Kg 30

mc 0,23 – Kg 30

#### BASI H. 41.5

#### BASE UNIT H. 41.5

1 CESTONE  
1 BASKET

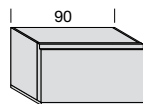
1 CESTONE DECORATO  
1 DECORATED BASKET

1 CESTONE  
1 BASKET

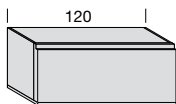
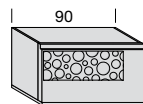
1 CESTONE DECORATO  
1 DECORATED BASKET

AGGIUNGERE TOP  
OBBLIGATORIO NON  
COMPRESO NEL PREZZO  
DELLA BASE VEDI PAG. 35

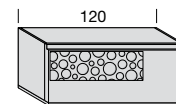
ADD COMPULSORY TOP NOT  
INCLUDED IN THE PRICE OF  
BASE UNIT SEE PAGE 35



\*



\*



MOC1581K

MOC1591K

MOC1601K

MOC1611K

FRASSINO / ASHWOOD

978

1.163

1.068

1.248

mc 0,23 – Kg 32

mc 0,23 – Kg 32

mc 0,30 – Kg 41

mc 0,30 – Kg 41

#### BASI H. 61.5

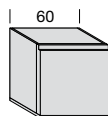
#### BASE UNIT H. 61.5

1 ANTA, 1 RIPIANO VETRO  
1 DOOR, 1 GLASS SHELF

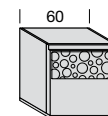
1 ANTA CON DECORO, 1 RIPIANO VETRO  
1 DECORATION DOOR, 1 GLASS SHELF

AGGIUNGERE TOP  
OBBLIGATORIO NON  
COMPRESO NEL PREZZO  
DELLA BASE VEDI PAG. 35

ADD COMPULSORY TOP NOT  
INCLUDED IN THE PRICE OF  
BASE UNIT SEE PAGE 35



\*



DX / RH  
SX / LH

MOC1661K  
MOC1761K

MOC1671K  
MOC1771K

FRASSINO / ASHWOOD

899

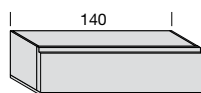
1.017

mc 0,22 – Kg 29

mc 0,22 – Kg 29



1 CASSETTO  
1 DRAWER

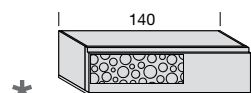


**MOC1541K**

**1.061**

mc 0,27 - Kg 35

1 CASSETTO DECORATO  
1 DECORATED DRAWER

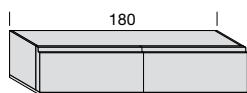


**MOC1551K**

**1.241**

mc 0,27 - Kg 35

2 CASSETTI  
2 DRAWERS

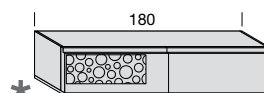


**MOC1561K**

**1.585**

mc 0,35 - Kg 53

1 CASSETTO DECORATO, 1 CASSETTO  
1 DECORATED DRAWER, 1 DRAWER

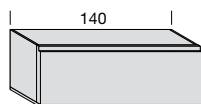


**MOC1571K**

**1.742**

mc 0,35 - Kg 53

1 CESTONE  
1 BASKET

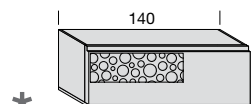


**MOC1621K**

**1.168**

mc 0,35 - Kg 49

1 CESTONE DECORATO  
1 DECORATED BASKET

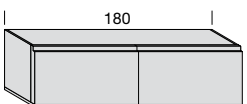


**MOC1631K**

**1.343**

mc 0,35 - Kg 49

2 CESTONI  
2 BASKETS

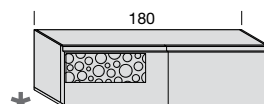


**MOC1641K**

**1.652**

mc 0,44 - Kg 66

1 CESTONE DECORATO, 1 CESTONE  
1 DECORATED BASKET, 1 BASKET

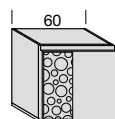


**MOC1651K**

**1.803**

mc 0,44 - Kg 66

1 ANTA CON DECORO, 1 RIPIANO VETRO  
1 DECORATION DOOR, 1 GLASS SHELF



\*

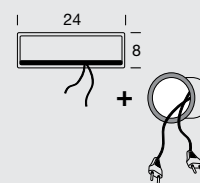
**MOC1681K**  
**MOC1781K**

**1.017**

mc 0,22 - Kg 29

**OPTIONAL**  
**OPTIONAL**

**KIT SPORTELLINO PASSACAVI  
+ BORCHIA**  
KIT FOR CABLE MANAGEMENT HOLE  
+ COVER

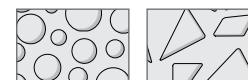


**ZZZFE22005**

**124**

\*  
SPECIFICARE SEMPRE IL TIPO DI  
DECORO IL PREZZO È LO STESSO  
(RAPPRESENTATO DECORO  
CERCHIO)

ALWAYS INDICATE THE TYPE OF  
DECORATION, IT IS THE SAME  
PRICE (CIRCLE DECORATION  
REPRESENTED)



CIRCLE DECORATION

GEOMETRIC DECORATION

POSSIBILITÀ DI TOP CON COLORE  
DIVERSO DALLA STRUTTURA, SENZA  
MAGGIORAZIONE DI PREZZO

POSSIBILITY OF TOP WITH  
DIFFERENT COLOR FROM THE  
CARCASE, WITHOUT SURCHARGE

# MOON SISTEMA COMPONIBILE - MODULAR SYSTEM

## BASI SOSPENSE P. 40

### SUSPENDED BASE UNIT D. 40

**BASI H. 30**  
BASE UNIT H. 30

1 CASSETTO  
1 DRAWER

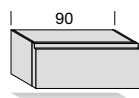
1 CASSETTO DECORATO  
1 DECORATED DRAWER

1 CASSETTO  
1 DRAWER

1 CASSETTO DECORATO  
1 DECORATED DRAWER

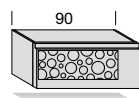
AGGIUNGERE TOP  
OBBLIGATORIO NON  
COMPRESO NEL PREZZO  
DELLA BASE VEDI PAG. 35

ADD COMPULSORY TOP NOT  
INCLUDED IN THE PRICE OF  
BASE UNIT SEE PAGE 35

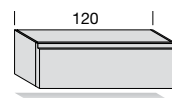


MOC1002K

\*

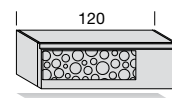


MOC1012K



MOC1022K

\*



MOC1032K

FRASSINO / ASHWOOD

859

mc 0,13 – Kg 20

1.039

mc 0,13 – Kg 20

944

mc 0,18 – Kg 25

1.113

mc 0,18 – Kg 25

**BASI H. 40**  
BASE UNIT H. 40

1 CESTONE  
1 BASKET

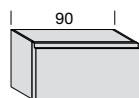
1 CESTONE DECORATO  
1 DECORATED BASKET

1 CESTONE  
1 BASKET

1 CESTONE DECORATO  
1 DECORATED BASKET

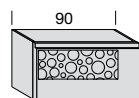
AGGIUNGERE TOP  
OBBLIGATORIO NON  
COMPRESO NEL PREZZO  
DELLA BASE VEDI PAG. 35

ADD COMPULSORY TOP NOT  
INCLUDED IN THE PRICE OF  
BASE UNIT SEE PAGE 35

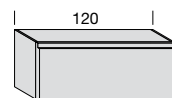


MOC1082K

\*

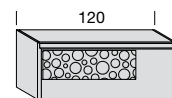


MOC1092K



MOC1102K

\*



MOC1112K

FRASSINO / ASHWOOD

966

mc 0,18 – Kg 25

1.141

mc 0,18 – Kg 25

1.039

mc 0,24 – Kg 33

1.213

mc 0,24 – Kg 33

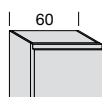
**BASI H. 60**  
BASE UNIT H. 60

1 ANTA, 1 RIPIANO VETRO  
1 DOOR, 1 GLASS SHELF

1 ANTA CON DECORO, 1 RIPIANO VETRO  
1 DECORATION DOOR, 1 GLASS SHELF

AGGIUNGERE TOP  
OBBLIGATORIO NON  
COMPRESO NEL PREZZO  
DELLA BASE VEDI PAG. 35

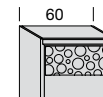
ADD COMPULSORY TOP NOT  
INCLUDED IN THE PRICE OF  
BASE UNIT SEE PAGE 35



DX / RH  
SX / LH

MOC1162K  
MOC1262K

\*



MOC1172K  
MOC1272K

FRASSINO / ASHWOOD

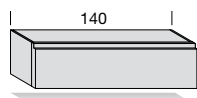
876

mc 0,18 – Kg 23

994

mc 0,18 – Kg 23

1 CASSETTO  
1 DRAWER

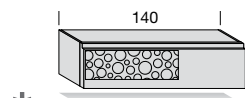


MOC1042K

1.028

mc 0,21 - Kg 27

1 CASSETTO DECORATO  
1 DECORATED DRAWER



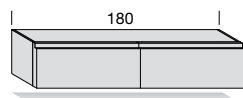
\*

MOC1052K

1.203

mc 0,21 - Kg 27

2 CASSETTI  
2 DRAWERS

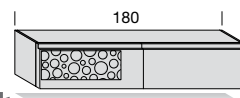


MOC1062K

1.517

mc 0,27 - Kg 53

1 CASSETTO DECORATO, 1 CASSETTO  
1 DECORATED DRAWER, 1 DRAWER



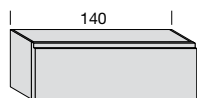
\*

MOC1072K

1.668

mc 0,27 - Kg 53

1 CESTONE  
1 BASKET

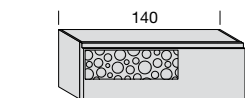


MOC1122K

1.124

mc 0,28 - Kg 39

1 CESTONE DECORATO  
1 DECORATED BASKET



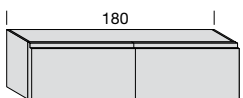
\*

MOC1132K

1.298

mc 0,28 - Kg 39

2 CESTONI  
2 BASKETS

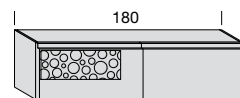


MOC1142K

1.590

mc 0,36 - Kg 52

1 CESTONE DECORATO, 1 CESTONE  
1 DECORATED BASKET, 1 BASKET



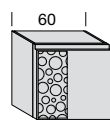
\*

MOC1152K

1.747

mc 0,36 - Kg 52

1 ANTA CON DECORO, 1 RIPIANO VETRO  
1 DECORATION DOOR, 1 GLASS SHELF



\*

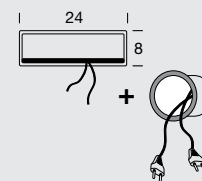
MOC1182K  
MOC1282K

994

mc 0,18 - Kg 23

OPTIONAL  
OPTIONAL

KIT SPORTELLINO PASSACAVI  
+ BORCHIA  
KIT FOR CABLE MANAGEMENT HOLE  
+ COVER



ZZZFE22005

124

\*  
SPECIFICARE SEMPRE IL TIPO DI  
DECORO IL PREZZO È LO STESSO  
(RAPPRESENTATO DECORO  
CERCHIO)

ALWAYS INDICATE THE TYPE OF  
DECORATION, IT IS THE SAME  
PRICE (CIRCLE DECORATION  
REPRESENTED)



CIRCLE DECORATION GEOMETRIC DECORATION

POSSIBILITÀ DI TOP CON COLORE  
DIVERSO DALLA STRUTTURA, SENZA  
MAGGIORAZIONE DI PREZZO

POSSIBILITY OF TOP WITH  
DIFFERENT COLOR FROM THE  
CARCASE, WITHOUT SURCHARGE

# MOON SISTEMA COMPONIBILE - MODULAR SYSTEM

## BASI SOSPENSE P. 50

### SUSPENDED BASE UNIT D. 50

#### BASI H. 30 BASE UNIT H. 30

1 CASSETTO  
1 DRAWER

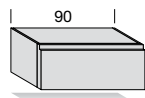
1 CASSETTO DECORATO  
1 DECORATED DRAWER

1 CASSETTO  
1 DRAWER

1 CASSETTO DECORATO  
1 DECORATED DRAWER

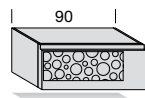
AGGIUNGERE TOP  
OBBLIGATORIO NON  
COMPRESO NEL PREZZO  
DELLA BASE VEDI PAG. 35

ADD COMPULSORY TOP NOT  
INCLUDED IN THE PRICE OF  
BASE UNIT SEE PAGE 35

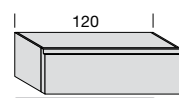


MOC1502K

\*

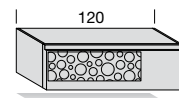


MOC1512K



MOC1522K

\*



MOC1532K

FRASSINO / ASHWOOD

760

933

972

1.146

mc 0,18 – Kg 27

mc 0,18 – Kg 27

mc 0,23 – Kg 30

mc 0,23 – Kg 30

#### BASI H. 40 BASE UNIT H. 40

1 CESTONE  
1 BASKET

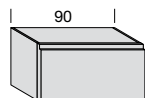
1 CESTONE DECORATO  
1 DECORATED BASKET

1 CESTONE  
1 BASKET

1 CESTONE DECORATO  
1 DECORATED BASKET

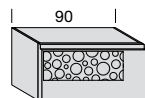
AGGIUNGERE TOP  
OBBLIGATORIO NON  
COMPRESO NEL PREZZO  
DELLA BASE VEDI PAG. 35

ADD COMPULSORY TOP NOT  
INCLUDED IN THE PRICE OF  
BASE UNIT SEE PAGE 35

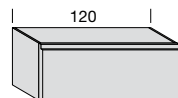


MOC1582K

\*

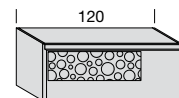


MOC1592K



MOC1602K

\*



MOC1612K

FRASSINO / ASHWOOD

978

1.163

1.068

1.248

mc 0,23 – Kg 32

mc 0,23 – Kg 32

mc 0,30 – Kg 41

mc 0,30 – Kg 41

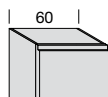
#### BASI H. 60 BASE UNIT H. 60

1 ANTA, 1 RIPIANO VETRO  
1 DOOR, 1 GLASS SHELF

1 ANTA CON DECORO, 1 RIPIANO VETRO  
1 DECORATION DOOR, 1 GLASS SHELF

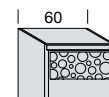
AGGIUNGERE TOP  
OBBLIGATORIO NON  
COMPRESO NEL PREZZO  
DELLA BASE VEDI PAG. 35

ADD COMPULSORY TOP NOT  
INCLUDED IN THE PRICE OF  
BASE UNIT SEE PAGE 35



MOC1662K  
MOC1762K

\*



MOC1672K  
MOC1772K

DX / RH  
SX / LH

FRASSINO / ASHWOOD

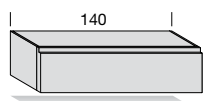
899

1.017

mc 0,22 – Kg 29

mc 0,22 – Kg 29

1 CASSETTO  
1 DRAWER

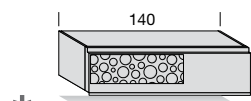


**MOC1542K**

**925**

mc 0,27 - Kg 35

1 CASSETTO DECORATO  
1 DECORATED DRAWER



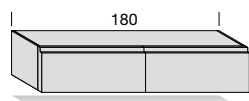
\*

**MOC1552K**

**1.241**

mc 0,27 - Kg 35

2 CASSETTI  
2 DRAWERS

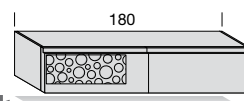


**MOC1562K**

**1.585**

mc 0,35 - Kg 53

1 CASSETTO DECORATO, 1 CASSETTO  
1 DECORATED DRAWER, 1 DRAWER



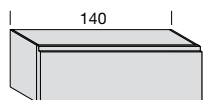
\*

**MOC1572K**

**1.742**

mc 0,35 - Kg 53

1 CESTONE  
1 BASKET

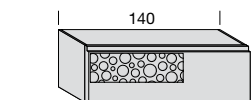


**MOC1622K**

**1.168**

mc 0,35 - Kg 49

1 CESTONE DECORATO  
1 DECORATED BASKET



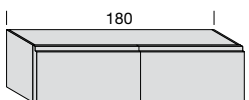
\*

**MOC1632K**

**1.343**

mc 0,35 - Kg 49

2 CESTONI  
2 BASKETS

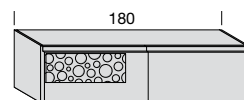


**MOC1642K**

**1.652**

mc 0,44 - Kg 66

1 CESTONE DECORATO, 1 CESTONE  
1 DECORATED BASKET, 1 BASKET



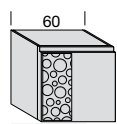
\*

**MOC1652K**

**1.803**

mc 0,44 - Kg 66

1 ANTA CON DECORO, 1 RIPIANO VETRO  
1 DECORATION DOOR, 1 GLASS SHELF



\*

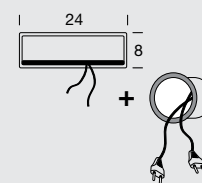
**MOC1682K**  
**MOC1782K**

**1.017**

mc 0,22 - Kg 29

**OPTIONAL**  
**OPTIONAL**

**KIT SPORTELLINO PASSACAVI  
+ BORCHIA**  
KIT FOR CABLE MANAGEMENT HOLE  
+ COVER



**ZZZFE22005**

**124**

\*  
SPECIFICARE SEMPRE IL TIPO DI  
DECORO IL PREZZO È LO STESSO  
(RAPPRESENTATO DECORO  
CERCHIO)

ALWAYS INDICATE THE TYPE OF  
DECORATION, IT IS THE SAME  
PRICE (CIRCLE DECORATION  
REPRESENTED)



CIRCLE DECORATION

GEOMETRIC DECORATION

POSSIBILITÀ DI TOP CON COLORE  
DIVERSO DALLA STRUTTURA, SENZA  
MAGGIORAZIONE DI PREZZO

POSSIBILITY OF TOP WITH  
DIFFERENT COLOR FROM THE  
CARCASE, WITHOUT SURCHARGE

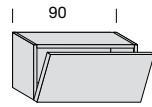
# MOON SISTEMA COMPONIBILE - MODULAR SYSTEM

## PENSILI ORIZZONTALI P. 40

### HORIZONTAL WALL UNITS D. 40

**PENSILI H. 40**  
WALL UNITS H. 40

1 RIBALTA LEGNO  
1 WOODEN DROP-DOWN DOOR

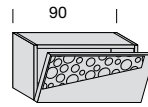


**MOC2081K**

**938**

mc 0,17 – Kg 21

1 RIBALTA DECORATA  
1 DECORATED DROP-DOWN DOOR

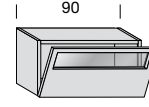


**MOC2091K**

**1.118**

mc 0,17 – Kg 21

1 RIBALTA VETRO  
1 GLASS DROP-DOWN DOOR

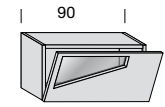


**MOC2351K**

**1.158**

+ 34  
mc 0,17 – Kg 21

1 RIBALTA VETRO  
1 GLASS DROP-DOWN DOOR



**MOC2161K**

**1.124**

+ 34  
mc 0,17 – Kg 21

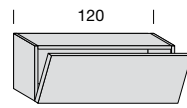
\*

VETRO TRASPARENTE  
TRANSPARENT GLASS

VETRO TRASPARENTE  
TRANSPARENT GLASS

FRASSINO / ASHWOOD  
Vetro fumé / Smoked glass

1 RIBALTA LEGNO  
1 WOODEN DROP-DOWN DOOR

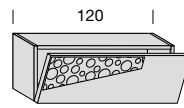


**MOC2101K**

**1.084**

mc 0,20 – Kg 26

1 RIBALTA DECORATA  
1 DECORATED DROP-DOWN DOOR

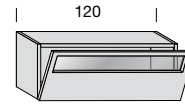


**MOC2111K**

**1.264**

mc 0,20 – Kg 26

1 RIBALTA VETRO  
1 GLASS DROP-DOWN DOOR

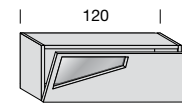


**MOC2361K**

**1.309**

+ 57  
mc 0,20 – Kg 26

1 RIBALTA VETRO  
1 GLASS DROP-DOWN DOOR



**MOC2171K**

**1.253**

+ 34  
mc 0,20 – Kg 26

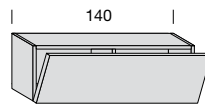
\*

VETRO TRASPARENTE  
TRANSPARENT GLASS

VETRO TRASPARENTE  
TRANSPARENT GLASS

FRASSINO / ASHWOOD  
Vetro fumé / Smoked glass

1 RIBALTA LEGNO  
1 WOODEN DROP-DOWN DOOR

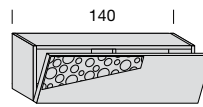


**MOC2121K**

**1.174**

mc 0,27 – Kg 29

1 RIBALTA DECORATA  
1 DECORATED DROP-DOWN DOOR

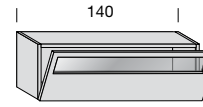


**MOC2131K**

**1.348**

mc 0,27 – Kg 29

1 RIBALTA VETRO  
1 GLASS DROP-DOWN DOOR

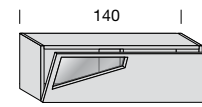


**MOC2371K**

**1.393**

+ 62  
mc 0,27 – Kg 29

1 RIBALTA VETRO  
1 GLASS DROP-DOWN DOOR



**MOC2181K**

**1.338**

+ 34  
mc 0,27 – Kg 29

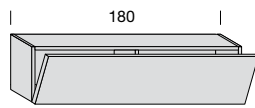
\*

VETRO TRASPARENTE  
TRANSPARENT GLASS

VETRO TRASPARENTE  
TRANSPARENT GLASS

FRASSINO / ASHWOOD  
Vetro fumé / Smoked glass

1 RIBALTA LEGNO  
1 WOODEN DROP-DOWN DOOR

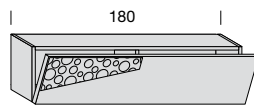


**MOC2141K**

**1.275**

mc 0,34 – Kg 36

1 RIBALTA DECORATA  
1 DECORATED DROP-DOWN DOOR

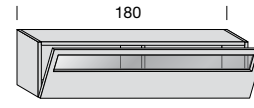


**MOC2151K**

**1.466**

mc 0,34 – Kg 36

1 RIBALTA VETRO  
1 GLASS DROP-DOWN DOOR

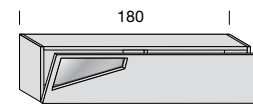


**MOC2381K**

**1.500**

+ 73  
mc 0,34 – Kg 36

1 RIBALTA VETRO  
1 GLASS DROP-DOWN DOOR



**MOC2191K**

**1.443**

+ 34  
mc 0,34 – Kg 36

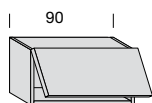
\*

VETRO TRASPARENTE  
TRANSPARENT GLASS

VETRO TRASPARENTE  
TRANSPARENT GLASS

FRASSINO / ASHWOOD  
Vetro fumé / Smoked glass

1 VASISTAS LEGNO  
1 WOODEN LIFT-UP DOOR

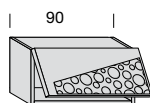


**MOC2001K**

**938**

mc 0,17 – Kg 21

1 VASISTAS DECORATA  
1 DECORATED LIFT-UP DOOR

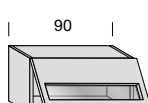


**MOC2011K**

**1.118**

mc 0,17 – Kg 21

1 VASISTAS VETRO  
1 GLASS LIFT-UP DOOR

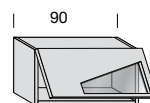


**MOC2301K**

**1.158**

+ 34  
mc 0,17 – Kg 21

1 VASISTAS VETRO  
1 GLASS LIFT-UP DOOR



**MOC2221K**

**1.101**

+ 34  
mc 0,17 – Kg 21

\*

VETRO TRASPARENTE  
TRANSPARENT GLASS

VETRO TRASPARENTE  
TRANSPARENT GLASS

## OPTIONAL OPTIONAL

BARRA LED A BASSO CONSUMO  
ACCENSIONE TOUCH  
IN ALLUMINIO L. 37.2  
LOW CONSUMPTION LED BAR  
TOUCH SWITCH  
IN ALUMINIUM W. 37.2



**ZZZFE22001**

**152**

ALIMENTATORE  
POWER SUPPLY



**ZZZFE22002**


**62**

COLLEGAMENTO  
A CARICO DEL CLIENTE  
CONNECTIONS  
TO BE MADE BY THE CUSTOMER.

\*

SPECIFICARE SEMPRE IL TIPO DI  
DECORO IL PREZZO È LO STESSO  
(RAPPRESENTATO DECORO  
CERCHIO)

ALWAYS INDICATE THE TYPE OF  
DECORATION, IT IS THE SAME  
PRICE (CIRCLE DECORATION  
REPRESENTED)

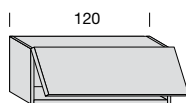


CIRCLE DECORATION



GEOMETRIC DECORATION

1 VASISTAS LEGNO  
1 WOODEN LIFT-UP DOOR

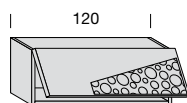


**MOC2021K**

**1.084**

mc 0,20 – Kg 26

1 VASISTAS DECORATA  
1 DECORATED LIFT-UP DOOR

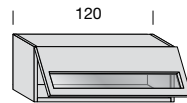


**MOC2031K**

**1.264**

mc 0,20 – Kg 26

1 VASISTAS VETRO  
1 GLASS LIFT-UP DOOR

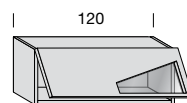


**MOC2311K**

**1.309**

+ 57  
mc 0,20 – Kg 26

1 VASISTAS VETRO  
1 GLASS LIFT-UP DOOR



**MOC2231K**

**1.253**

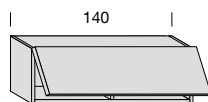
+ 34  
mc 0,20 – Kg 26

\*

VETRO TRASPARENTE  
TRANSPARENT GLASS

VETRO TRASPARENTE  
TRANSPARENT GLASS

1 VASISTAS LEGNO  
1 WOODEN LIFT-UP DOOR

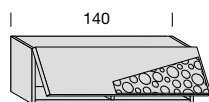


**MOC2041K**

**1.174**

mc 0,27 – Kg 29

1 VASISTAS DECORATA  
1 DECORATED LIFT-UP DOOR




**MOC2051K**

**1.348**

mc 0,27 – Kg 29

1 VASISTAS VETRO  
1 GLASS LIFT-UP DOOR

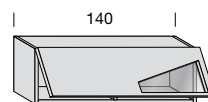


**MOC2321K**

**1.393**

+ 62  
mc 0,27 – Kg 29

1 VASISTAS VETRO  
1 GLASS LIFT-UP DOOR



**MOC2241K**

**1.338**

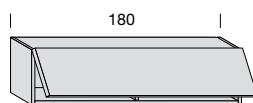
+ 34  
mc 0,27 – Kg 29

\*

VETRO TRASPARENTE  
TRANSPARENT GLASS

VETRO TRASPARENTE  
TRANSPARENT GLASS

1 VASISTAS LEGNO  
1 WOODEN LIFT-UP DOOR

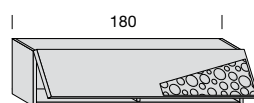


**MOC2061K**

**1.275**

mc 0,34 – Kg 36

1 VASISTAS DECORATA  
1 DECORATED LIFT-UP DOOR

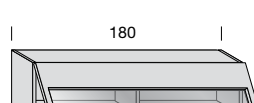


**MOC2071K**

**1.466**

mc 0,34 – Kg 36

1 VASISTAS VETRO  
1 GLASS LIFT-UP DOOR




**MOC2331K**

**1.500**

+ 73  
mc 0,34 – Kg 36

1 VASISTAS VETRO  
1 GLASS LIFT-UP DOOR



**MOC2251K**

**1.443**

+ 34  
mc 0,34 – Kg 36

\*

VETRO TRASPARENTE  
TRANSPARENT GLASS

VETRO TRASPARENTE  
TRANSPARENT GLASS

# MOON SISTEMA COMPONIBILE - MODULAR SYSTEM

## PENSILI ORIZZONTALI P. 40

### HORIZONTAL WALL UNITS D. 40

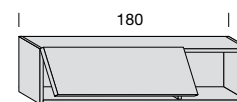
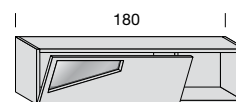
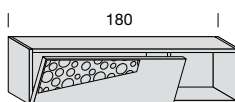
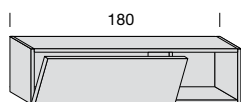
#### PENSILI H. 40 WALL UNITS H. 40

1 RIBALTA LEGNO E VANO A GIORNO  
1 WOODEN DROP-DOWN DOOR AND  
OPEN COMPARTMENT

1 RIBALTA DECORATA E VANO A GIORNO  
1 DECORATED DROP-DOWN DOOR AND  
OPEN COMPARTMENT

1 RIBALTA VETRO E VANO A GIORNO  
1 GLASS DROP-DOWN DOOR AND OPEN  
COMPARTMENT

1 VASISTAS LEGNO E VANO A GIORNO  
1 WOODEN LIFT-UP DOOR AND OPEN  
COMPARTMENT



\*

VETRO TRASPARENTE  
TRANSPARENT GLASS

vano a giorno DX / RH open compartment  
vano a giorno SX / LH open compartment

MOC2261K  
MOC2262K

MOC2271K  
MOC2272K

MOC2291K  
MOC2292K

MOC2201K  
MOC2202K

FRASSINO / ASHWOOD

1.231

1.416

1.388

1.231

Vetro fumé / Smoked glass

+ 30

mc 0,34 – Kg 34

mc 0,34 – Kg 34

mc 0,34 – Kg 34

mc 0,34 – Kg 34

## PENSILI A GIORNO P. 30 OPEN WALL UNITS D. 30

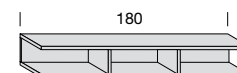
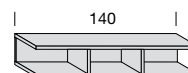
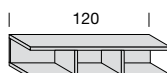
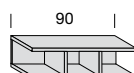
#### PENSILI H. 20 WALL UNITS H. 20

A GIORNO CON 3 VANI  
OPEN WITH 3 COMPARTMENTS

A GIORNO CON 3 VANI  
OPEN WITH 3 COMPARTMENTS

A GIORNO CON 3 VANI  
OPEN WITH 3 COMPARTMENTS

A GIORNO CON 3 VANI  
OPEN WITH 3 COMPARTMENTS



MOC2801K

MOC2811K

MOC2821K

MOC2831K

FRASSINO / ASHWOOD

522

663

679

776

mc 0,08 – Kg 12

mc 0,12 – Kg 15

mc 0,14 – Kg 17

mc 0,17 – Kg 21

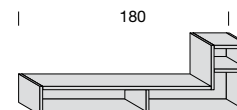
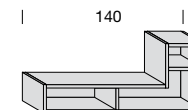
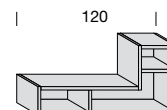
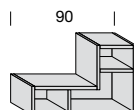
#### RASTER H. 60 RASTER H. 60

A GIORNO CON 3 VANI  
OPEN WITH 3 COMPARTMENTS

A GIORNO CON 3 VANI  
OPEN WITH 3 COMPARTMENTS

A GIORNO CON 3 VANI  
OPEN WITH 3 COMPARTMENTS

A GIORNO CON 3 VANI  
OPEN WITH 3 COMPARTMENTS



MOC2841K

MOC2851K

MOC2861K

MOC2871K

FRASSINO / ASHWOOD

652

759

798

966

mc 0,26 – Kg 25

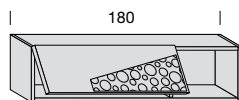
mc 0,34 – Kg 30

mc 0,40 – Kg 38

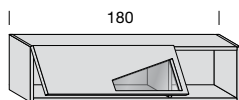
mc 0,52 – Kg 46



**1 VASISTAS DECORATA E VANO A GIORNO**  
1 DECORATED LIFT-UP DOOR AND OPEN COMPARTMENT



**1 VASISTAS VETRO E VANO A GIORNO**  
1 GLASS LIFT-UP DOOR AND OPEN COMPARTMENT



\*

MOC2211K  
MOC2212K

1.416

mc 0,34 – Kg 34

VETRO TRASPARENTE  
TRANSPARENT GLASS

MOC2281K  
MOC2282K

1.388  
+ 34

mc 0,34 – Kg 34

**OPTIONAL  
OPTIONAL**

BARRA LED A BASSO CONSUMO  
ACCENSIONE TOUCH  
IN ALLUMINIO L. 37.2  
LOW CONSUMPTION LED BAR  
TOUCH SWITCH  
IN ALUMINIUM W. 37.2



ZZZFE22001

152

ALIMENTATORE  
POWER SUPPLY



ZZZFE22002

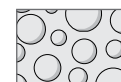
62

COLLEGAMENTO  
A CARICO DEL CLIENTE  
CONNECTIONS  
TO BE MADE BY THE CUSTOMER.

\*

SPECIFICARE SEMPRE IL TIPO DI  
DECORO IL PREZZO È LO STESSO  
(RAPPRESENTATO DECORO  
CERCHIO)

ALWAYS INDICATE THE TYPE OF  
DECORATION, IT IS THE SAME  
PRICE (CIRCLE DECORATION  
REPRESENTED)

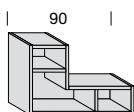


CIRCLE DECORATION



GEOMETRIC DECORATION

**A GIORNO CON 3 VANI**  
OPEN WITH 3 COMPARTMENTS

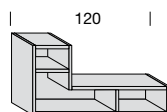


MOC2842K

652

mc 0,26 – Kg 25

**A GIORNO CON 3 VANI**  
OPEN WITH 3 COMPARTMENTS

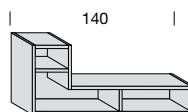


MOC2852K

759

mc 0,34 – Kg 30

**A GIORNO CON 3 VANI**  
OPEN WITH 3 COMPARTMENTS

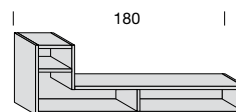


MOC2862K

798

mc 0,40 – Kg 38

**A GIORNO CON 3 VANI**  
OPEN WITH 3 COMPARTMENTS



MOC2872K

966

mc 0,52 – Kg 46

# MOON SISTEMA COMPONIBILE - MODULAR SYSTEM

## PENSILI VERTICALI P. 40 VERTICAL WALL UNITS D. 40

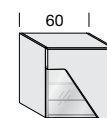
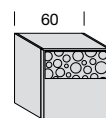
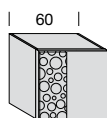
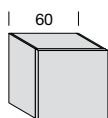
### PENSILI H. 60 WALL UNITS H. 60

1 ANTA LEGNO, 1 RIPIANO VETRO  
1 WOODEN DOOR, 1 GLASS SHELF

1 ANTA DECORATA, 1 RIPIANO VETRO  
1 DECORATED DOOR, 1 GLASS SHELF

1 ANTA DECORATA, 1 RIPIANO VETRO  
1 DECORATED DOOR, 1 GLASS SHELF

1 ANTA LEGNO E VETRO,  
1 RIPIANO VETRO  
1 WOODEN DOOR WITH GLASS,  
1 GLASS SHELF



DX / RH  
SX / LH

MOC2501K  
MOC2601K

\*

MOC2511K  
MOC2611K

\*

MOC2561K  
MOC2661K

VETRO TRASPARENTE  
TRANSPARENT GLASS

MOC2521K  
MOC2621K

FRASSINO / ASHWOOD

776

933

933

911

Vetro fumé / Smoked glass

mc 0,17 – Kg 19

mc 0,17 – Kg 19

mc 0,17 – Kg 19

+ 50  
mc 0,17 – Kg 19

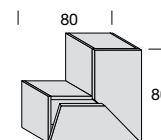
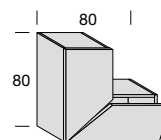
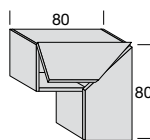
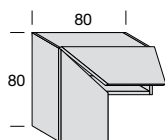
### PENSILI 80x80 WALL UNITS 80x80

1 ANTA LEGNO SX, 1 VASISTAS LEGNO  
1 LH WOODEN DOOR, 1 WOODEN LIFT-UP  
DOOR

1 ANTA LEGNO DX, 1 VASISTAS LEGNO  
1 RH WOODEN DOOR, 1 WOODEN LIFT-  
UP DOOR

1 ANTA LEGNO SX, 1 RIBALTA LEGNO  
1 LH WOODEN DOOR, 1 WOODEN DROP-  
DOWN DOOR

1 ANTA LEGNO DX, 1 RIBALTA LEGNO  
1 RH WOODEN DOOR, 1 WOODEN DROP-  
DOWN DOOR



MOC2691K

MOC2591K

MOC2901K

MOC2701K

FRASSINO / ASHWOOD

1.203

1.203

1.203

1.203

mc 0,31 – Kg 40

mc 0,31 – Kg 40

mc 0,31 – Kg 40

mc 0,31 – Kg 40

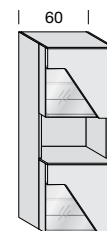
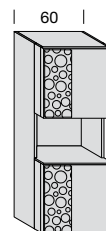
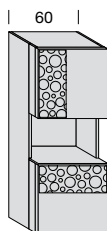
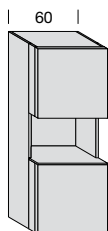
### TOTEM H. 160 TOTEM H. 160

2 ANTE LEGNO, 2 RIPIANI VETRO E VANO  
A GIORNO  
2 WOODEN DOORS, 2 GLASS SHELVES  
AND OPEN COMPARTMENT

2 ANTE DECORATE, 2 RIPIANI VETRO E  
VANO A GIORNO  
2 DECORATED DOORS, 2 GLASS SHELVES  
AND OPEN COMPARTMENT

2 ANTE DECORATE, 2 RIPIANI VETRO E  
VANO A GIORNO  
2 DECORATED DOORS, 2 GLASS SHELVES  
AND OPEN COMPARTMENT

2 ANTE LEGNO E VETRO TRASPARENTE, 2  
RIPIANI VETRO E VANO A GIORNO  
2 WOODEN DOORS WITH TRANSPARENT  
GLASS AND OPEN COMPARTMENT, 2  
GLASS SHELVES



DX / RH  
SX / LH

MOC2531K  
MOC2631K

OPTIONAL  
RIPIANO SHELF

MOC2541K  
MOC2641K

OPTIONAL  
RIPIANO SHELF

MOC2581K  
MOC2681K

OPTIONAL  
RIPIANO SHELF

MOC2551K  
MOC2651K

OPTIONAL  
RIPIANO SHELF

VETRO TRASPARENTE  
TRANSPARENT GLASS

FRASSINO / ASHWOOD

1.736

2.028

2.028

1.989

Vetro fumé / Smoked glass

mc 0,47 – Kg 48

+ 28  
mc 0,01 – Kg 1

mc 0,47 – Kg 48

+ 28  
mc 0,01 – Kg 1

mc 0,47 – Kg 48

+ 28  
mc 0,01 – Kg 1

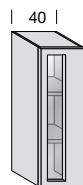
mc 0,47 – Kg 48

+ 28  
mc 0,01 – Kg 1

## PENSILI H. 120 WALL UNITS H. 120

1 ANTA VETRO SX  
1 LH GLASS DOOR

1 ANTA VETRO DX  
1 RH GLASS DOOR



VETRO TRASPARENTE  
TRANSPARENT GLASS

**MOC2402K**

VETRO TRASPARENTE  
TRANSPARENT GLASS

**MOC2401K**

FRASSINO / ASHWOOD

Vetro fumé / Smoked glass

**1.163**

**+ 57**

mc 0,23 – Kg 24

**1.163**

**+ 57**

mc 0,23 – Kg 24

### OPTIONAL OPTIONAL

BARRA LED A BASSO CONSUMO  
ACCENSIONE TOUCH  
IN ALLUMINIO L. 37.2  
LOW CONSUMPTION LED BAR  
TOUCH SWITCH  
IN ALUMINIUM W. 37.2



**ZZZFE22001**

**152**

ALIMENTATORE  
POWER SUPPLY



**ZZZFE22002**

**62**

COLLEGAMENTO  
A CARICO DEL CLIENTE  
CONNECTIONS  
TO BE MADE BY THE CUSTOMER.

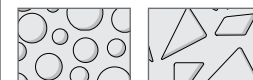


SHELF

GLASS SHELF SP. 0,8 FOR TECA COMPARTMENT

\*  
SPECIFICARE SEMPRE IL TIPO DI  
DECORO IL PREZZO È LO STESSO  
(RAPPRESENTATO DECORO  
CERCHIO)

ALWAYS INDICATE THE TYPE OF  
DECORATION, IT IS THE SAME  
PRICE (CIRCLE DECORATION  
REPRESENTED)



CIRCLE DECORATION GEOMETRIC DECORATION

## OPTIONAL PER TOTEM H. 160 OPTIONAL FOR TOTEM H. 160



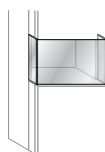
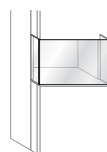
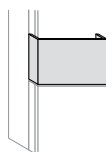
TECA IN LEGNO H. 40  
WOODEN TECA H 40

TECA VETRO H. 40  
GLASS TECA H 40

TECA VETRO H. 40  
GLASS TECA H 40

RIPIANO IN LEGNO SP. 0,8  
WOODEN SHELF SP 0,8

RIPIANO IN VETRO SP. 0,8  
GLASS SHELF SP. 08,8



**MOC2561C**

**MOC2581C**

**MOC2571C**

**MOC2231C**

**MOC2201C**

**332**

**439**

**455**

**102**

**34**

mc 0,06 – Kg 8

mc 0,06 – Kg 8

mc 0,06 – Kg 8

mc 0,01 – Kg 1

mc 0,01 – Kg 1

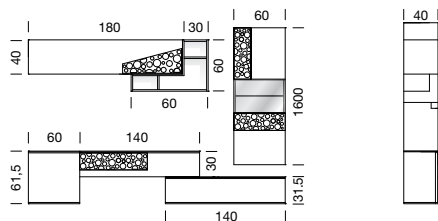
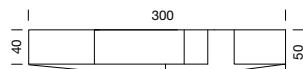
# MOON SISTEMA COMPONIBILE - MODULAR SYSTEM

## COMPOSIZIONI A CATALOGO

### CATALOGUE COMPOSITIONS

#### COMPOSIZIONE 2B

#### COMPOSITION 2B



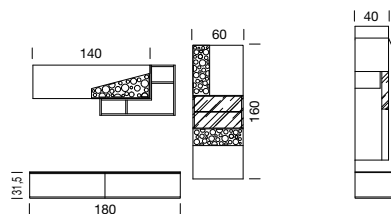
1	<b>MOC1261K</b>	BASE A TERRA ANTA LEGNO SX L 60 H 61,5 P 40 FLOOR-STANDING BASE UNIT WITH WOODEN DOOR LH W 60 H 61.5 D 40	<b>876</b>
1	<b>MOC1052K</b>	BASE SOSPESA CASSETTO CON DECORO L 140 H 30 P 40 SUSPENDED BASE UNIT WITH DRAWER WITH DECORATION W 140 H 30 D 40	<b>1.203</b>
1	<b>MOC5031K</b>	TOP L 200 P 40 TOP W 200 D 40	<b>337</b>
1	<b>MOC1541K</b>	BASE A TERRA CASSETTO L 140 H 31,5 P 50 FLOOR-STANDING BASE UNIT WITH DRAWER W 140 H 31.5 D 50	<b>1.061</b>
1	<b>MOC5311K</b>	TOP L 140 P 50 TOP W 140 D 50	<b>214</b>
1	<b>MOC2541K</b>	TOTEM 2 ANTE LEGNO DX CON DECORO, 2 RIPIANI VETRO L 60 H 160 TOTEM WITH 2 WOODEN DOOR RH AND DECORATION, 2 INTERNAL GLASS SHELVES W 60 H 160	<b>2.028</b>
1	<b>MOC2201C</b>	RIPIANO VETRO VANO CENTRALE TOTEM L 60 GLASS SHELF W 60	<b>34</b>
1	<b>MOC2571C</b>	TECA VETRO FUME' L 60 H 40 SMOKED GREY GLASS TECA W 60 H 40	<b>455</b>
1	<b>MOC2071K</b>	PENSILE VASISTAS ANTA LEGNO CON DECORO L 180 WALL UNIT LIFT-UP WOODEN DOOR WITH DECORATION W 120	<b>1.466</b>
1	<b>MOC2841K</b>	RASTER L 90 H 60 RASTER W 90 H 60	<b>652</b>
<b>TOTALE</b>			<b>8.326</b>
<b>TOTAL</b>			



L. W. 300  
P. D. 50

#### COMPOSIZIONE 50

#### COMPOSITION 50



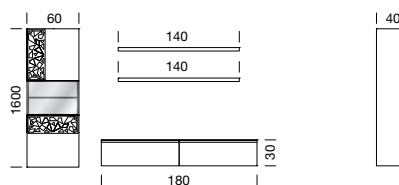
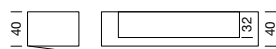
1	<b>MOC1561K</b>	BASE A TERRA 2 CASSETTI L 180 H 31,5 P 50 FLOOR-STANDING BASE UNIT WITH 2 DRAWERS W 180 H 31.5 D 50	<b>1.585</b>
1	<b>MOC5321K</b>	TOP L 180 P 50 TOP W 180 D 50	<b>259</b>
1	<b>MOC2541K</b>	TOTEM 2 ANTE LEGNO DX CON DECORO, 2 RIPIANI VETRO L 60 H 160 TOTEM WITH 2 WOODEN DOOR RH AND DECORATION, 2 INTERNAL GLASS SHELVES W 60 H 160	<b>2.028</b>
1	<b>MOC2201C</b>	RIPIANO VETRO VANO CENTRALE TOTEM L 60 GLASS SHELF W 60	<b>34</b>
1	<b>MOC2571C</b>	TECA VETRO FUME' L 60 H 40 SMOKED GREY GLASS TECA W 60 H 40	<b>455</b>
1	<b>MOC2051K</b>	PENSILE VASISTAS ANTA LEGNO CON DECORO L 140 WALL UNIT 1 WOODEN LIFT-UP DOOR AND DECORATION W 140	<b>1.348</b>
1	<b>MOC2841K</b>	RASTER L 90 H 60 RASTER W 90 H 60	<b>652</b>
<b>TOTALE</b>			<b>6.361</b>
<b>TOTAL</b>			



L. W. 260  
P. D. 40/50

#### COMPOSIZIONE 22

#### COMPOSITION 22



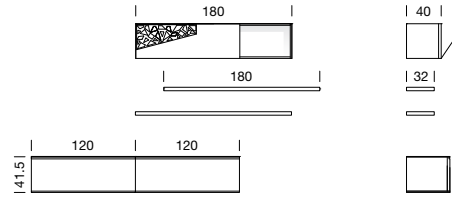
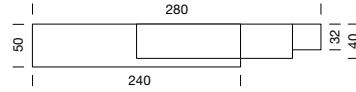
1	<b>MOC1062K</b>	BASE SOSPESA 2 CASSETTI L 180 H 30 P 40 SUSPENDED BASE UNIT WITH 2 DRAWERS W 180 H 30 D 40	<b>1.517</b>
1	<b>MOC5021K</b>	TOP L 180 P 40 TOP W 180 D 40	<b>247</b>
2	<b>MOC3531K</b>	MENSOLA SAGOMATA L 140 P 18/32 SHAPED SHELF W 140 D 18/32	<b>720</b>
1	<b>MOC2641K</b>	TOTEM 2 ANTE LEGNO SX CON DECORO, 2 RIPIANI VETRO L 60 H 160 TOTEM WITH 2 WOODEN DOOR LH, 2 INTERNAL GLASS SHELVES W 60 H 160	<b>2.028</b>
1	<b>MOC2201C</b>	RIPIANO VETRO VANO CENTRALE TOTEM L 60 GLASS SHELF W 60	<b>34</b>
1	<b>MOC2581C</b>	TECA VETRO TRASPARENTE L 60 H 40 TRANSPARENT GLASS TECA W 60 H 40	<b>439</b>
<b>TOTALE</b>			<b>4.985</b>
<b>TOTAL</b>			



L. W. 260  
P. D. 40

## COMPOSIZIONI A CATALOGO CATALOGUE COMPOSITIONS

### COMPOSIZIONE 38 COMPOSITION 38

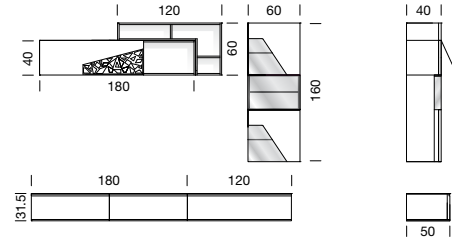



2	<b>MOC1601K</b>	BASE A TERRA CESTONE L 120 H 41,5 P 50 FLOOR-STANDING BASE UNIT WITH BASKET W 120 H 41,5 D 50	<b>2.136</b>
1	<b>MOC5391K</b>	TOP L 240 P 50 TOP W 240 D 50	<b>394</b>
2	<b>MOC3551K</b>	MENSOLA SAGOMATA L 180 P 18/32 SHAPED SHELF W 180 D 18/32	<b>808</b>
1	<b>MOC2271K</b>	PENSILE RIBALTA ANTA LEGNO CON DECORO E VANO A GIORNO DX L 180 WALL UNIT WITH WOODEN DROP-DOWN DOOR WITH DECORATION, AND OPEN COMPARTMENT RH W 180	<b>1.416</b>
<b>TOTALE</b> TOTAL			<b>4.754</b>



L. W. 280  
P. D. 50

### COMPOSIZIONE 32 COMPOSITION 32

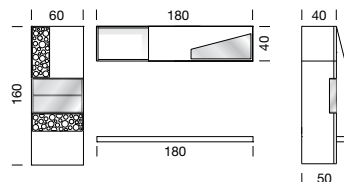



1	<b>MOC1561K</b>	BASE A TERRA 2 CASSETTI L 180 H 31,5 P 50 FLOOR-STANDING BASE UNIT WITH 2 DRAWERS W 180 H 31,5 D 50	<b>1.585</b>
1	<b>MOC1521K</b>	BASE A TERRA CASSETTO L 120 H 31,5 P 50 FLOOR-STANDING BASE UNIT WITH DRAWER W 120 H 31,5 D 50	<b>972</b>
1	<b>MOC5341K</b>	TOP L 300 P 50 TOP W 300 D 50	<b>529</b>
1	<b>MOC2211K</b>	PENSILE VASISTAS ANTA LEGNO CON DECORO E VANO A GIORNO DX L 180 WALL UNIT LIFT-UP WOODEN DOOR WITH DECORATION AND OPEN COMPARTMENT RH W 120	<b>1.416</b>
1	<b>MOC2852K</b>	RASTER L 120 H 60 RASTER W 120 H 60	<b>759</b>
1	<b>MOC2551K</b>	2 ANTE LEGNO E VETRO TRASPARENTE, 2 RIPIANI VETRO E VANO A GIORNO 2 WOODEN DOORS WITH TRANSPARENT GLASS AND OPEN COMPARTMENT, 2 GLASS SHELVES	<b>2.045</b>
1	<b>MOC2201C</b>	RIPIANO VETRO VANO CENTRALE TOTEM L 60 GLASS SHELF W 60	<b>34</b>
1	<b>MOC2581C</b>	TECA VETRO TRASPARENTE L 60 H 40 TRANSPARENT GLASS TECA W 60 H 40	<b>439</b>
<b>TOTALE</b> TOTAL			<b>7.779</b>



L. W. 300  
P. D. 50

### COMPOSIZIONE 26 COMPOSITION 26



1	<b>DCC3031K</b>	MENSOLONE AUTOPORTANTE L 180 P 50 SELF-SUPPORTING LARGE SHELF W 180 D 50	<b>517</b>
1	<b>MOC2641K</b>	TOTEM 2 ANTE LEGNO SX CON DECORO, 2 RIPIANI VETRO L 60 H 160 TOTEM WITH 2 WOODEN DOOR LH, 2 INTERNAL GLASS SHELVES W 60 H 160	<b>2.028</b>
1	<b>MOC2201C</b>	RIPIANO VETRO VANO CENTRALE TOTEM L 60 GLASS SHELF W 60	<b>34</b>
1	<b>MOC2581C</b>	TECA VETRO TRASPARENTE L 60 H 40 TRANSPARENT GLASS TECA W 60 H 40	<b>439</b>
1	<b>MOC2282K</b>	PENSILE VASISTAS ANTA LEGNO CON VETRO E VANO A SX L 180 WALL UNIT 1 WOODEN LIFT-UP DOOR WITH GLASS AND OPEN COMPARTMENT LH W 180	<b>1.388</b>
<b>TOTALE</b> TOTAL			<b>4.406</b>



L. W. 220  
P. D. 50

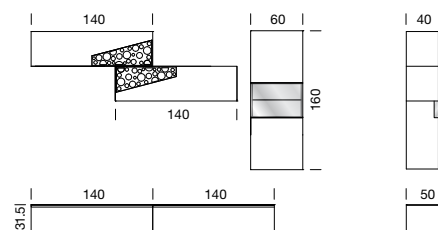
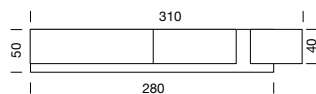
# MOON SISTEMA COMPONIBILE - MODULAR SYSTEM

## COMPOSIZIONI A CATALOGO

### CATALOGUE COMPOSITIONS

#### COMPOSIZIONE 34

#### COMPOSITION 34



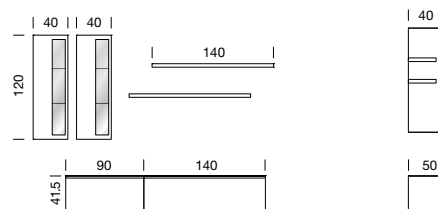

2	<b>MOC1541K</b>	BASE A TERRA CASSETTO L 140 H 31,5 P 50 FLOOR-STANDING BASE UNIT WITH DRAWER W 140 H 31,5 D 50	<b>2.122</b>
1	<b>MOC5341K</b>	TOP L 180 P 50 TOP W 180 D 50	<b>529</b>
1	<b>MOC2051K</b>	PENSILE VASISTAS ANTA LEGNO CON DECORO L 140 WALL UNIT 1 WOODEN LIFT-UP DOOR AND DECORATION W 140	<b>1.348</b>
1	<b>MOC2131K</b>	PENSILE RIBALTA ANTA LEGNO CON DECORO L 140 WALL UNIT 1 WOODEN DROP-DOWN DOOR AND DECORATION W 140	<b>1.348</b>
1	<b>MOC2531K</b>	TOTEM 2 ANTE LEGNO DX, 2 RIPIANI VETRO L 60 H 160 TOTEM WITH 2 WOODEN DOOR RH, 2 INTERNAL GLASS SHELVES W 60 H 160	<b>1.736</b>
1	<b>MOC2201C</b>	RIPIANO VETRO VANO CENTRALE TOTEM L 60 TOP W 240 D 50	<b>34</b>
1	<b>MOC2581C</b>	TECA VETRO TRASPARENTE L 60 H 40 TRASPARENT GLASS TECA W 60 H 40	<b>439</b>
<b>TOTALE</b>			<b>7.556</b>



L. W. 310  
P. D. 50

#### COMPOSIZIONE 30

#### COMPOSITION 30



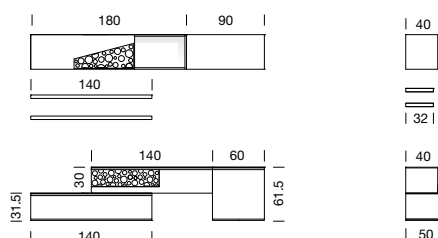

1	<b>MOC1581K</b>	BASE A TERRA CESTONE L 90 H 41,5 P 50 FLOOR-STANDING BASE UNIT WITH BASKET W 90 H 41,5 D 50	<b>978</b>
1	<b>MOC1621K</b>	BASE A TERRA CESTONE L 140 H 41,5 P 50 FLOOR-STANDING BASE UNIT WITH BASKET W 140 H 41,5 D 50	<b>1.168</b>
1	<b>MOC5381K</b>	TOP L 230 P 50 TOP W 230 D 50	<b>371</b>
2	<b>MOC2402K</b>	PENSILE ANTA VETRO SX, 2 RIPIANI VETRO L 40 H 120 WALL UNIT WITH GLASS DOOR RH, 2 GLASS SHELVES W 40 H 120	<b>2.326</b>
2	<b>MOC3531K</b>	MENSOLA SAGOMATA L 140 P 18/32 SHAPED SHELF W 140 D 18/32	<b>720</b>
<b>TOTALE</b>			<b>5.563</b>



L. W. 290  
P. D. 50

#### COMPOSIZIONE 24

#### COMPOSITION 24



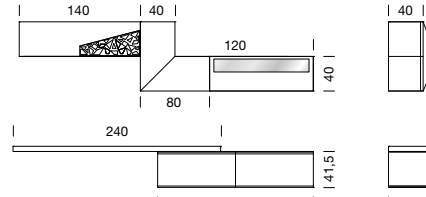
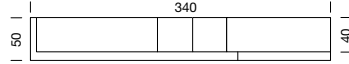
1	<b>MOC1541K</b>	BASE A TERRA CASSETTO L 140 H 31,5 P 50 FLOOR-STANDING BASE UNIT WITH DRAWER W 140 H 31,5 D 50	<b>1.061</b>
1	<b>MOC5311K</b>	TOP L 140 P 50 TOP W 140 D 50	<b>214</b>
1	<b>MOC1052K</b>	BASE SOSPESA CASSETTO CON DECORO L 140 H 30 P 40 SUSPENDED BASE UNIT WITH DRAWER WITH DECORATION W 140 H 30 D 40	<b>1.203</b>
1	<b>MOC1161K</b>	BASE A TERRA ANTA LEGNO DX L 60 H 61,5 P 40 FLOOR-STANDING BASE UNIT WITH RH WOODEN DOOR W 60 H 61,5 D 40	<b>876</b>
1	<b>MOC5031K</b>	TOP L 200 P 40 TOP W 200 D 40	<b>337</b>
2	<b>MOC3531K</b>	MENSOLA SAGOMATA L 140 P 18/32 SHAPED SHELF W 140 D 18/32	<b>720</b>
1	<b>MOC2211K</b>	PENSILE VASISTAS ANTA LEGNO CON DECORO E VANO A DX L 180 WALL UNIT 1 WOODEN LIFT-UP DOOR WITH DECORATION AND OPEN COMPARTMENT RH W 140	<b>1.416</b>
1	<b>MOC2001K</b>	PENSILE VASISTAS ANTA LEGNO L 90 WALL UNIT 1 WOODEN LIFT-UP DOOR W 90	<b>938</b>
<b>TOTALE</b>			<b>6.765</b>



L. W. 270  
P. D. 50

## COMPOSIZIONI A CATALOGO CATALOGUE COMPOSITIONS

### COMPOSIZIONE 40 COMPOSITION 40

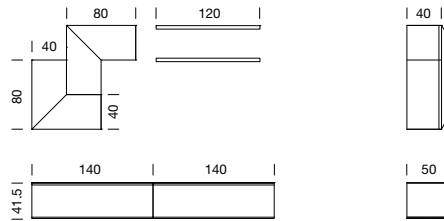
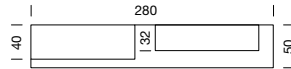


1	<b>MOC1641K</b>	BASE A TERRA 2 CESTONI L 180 H 41,5 P 50 FLOOR-STANDING BASE UNIT WITH 2 BASKETS W 180 H 41,5 D 50	<b>1.652</b>
1	<b>MOC5321K</b>	TOP L 180 P 50 TOP W 180 D 50	<b>259</b>
1	<b>DCC3041K</b>	MENSOLONE L 240 P 50 LARGE SHELF W 240 D 50	<b>708</b>
1	<b>MOC2051K</b>	PENSILE VASISTAS ANTA LEGNO CON DECORO L 140 WALL UNIT 1 WOODEN LIFT-UP DOOR WITH DECORATION W 140	<b>1.348</b>
1	<b>MOC2901K</b>	PENSILE 80x80 1 RIBALTA LEGNO E 1 ANTA SX WALL UNIT WITH 1 WOODEN DROP-DOWN DOOR AND 1 LH WOODEN DOOR W 80 H 80	<b>1.203</b>
1	<b>MOC2361K</b>	PENSILE RIBALTA ANTA VETRO L 120 WALL UNIT 1 GLASS DOOR W 120	<b>1.309</b>
<b>TOTALE TOTAL</b>			<b>6.479</b>



L. W. 340  
P. D. 50

### COMPOSIZIONE 28 COMPOSITION 28

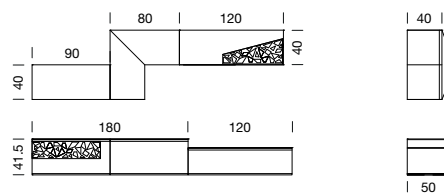
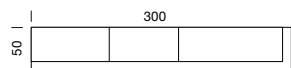


2	<b>MOC1621K</b>	BASE A TERRA CESTONE L 140 H 41,5 P 50 FLOOR-STANDING BASE UNIT WITH BASKET W 140 H 41,5 D 50	<b>2.336</b>
1	<b>MOC5341K</b>	TOP L 280 P 50 TOP W 140 D 50	<b>529</b>
1	<b>MOC2691K</b>	PENSILE 80x80 1 VASISTAS LEGNO E 1 ANTA SX WALL UNIT WITH 1 WOODEN DROP-DOWN DOOR AND 1 LH WOODEN DOOR W 80 H 80	<b>1.203</b>
1	<b>MOC2901K</b>	PENSILE 80x80 1 RIBALTA LEGNO E 1 ANTA SX WALL UNIT 1 WOODEN LIFT-UP DOOR AND 1 LH WOODEN DOOR W 80 H 80	<b>1.203</b>
2	<b>MOC3521K</b>	MENSOLA SAGOMATA L 120 P 18/32 SHAPED SHELF W 120 D 18/32	<b>618</b>
<b>TOTALE TOTAL</b>			<b>5.889</b>



L. W. 280  
P. D. 50

### COMPOSIZIONE 36 COMPOSITION 36



1	<b>MOC1651K</b>	BASE A TERRA 2 CESTONI CON DECORO L 180 H 41,5 P 50 FLOOR-STANDING BASE UNIT WITH 2 BASKETS AND DECORATION W 180 H 41,5 D 50	<b>1.803</b>
1	<b>MOC5321K</b>	TOP L 180 P 50 TOP W 180 D 50	<b>259</b>
1	<b>MOC1521K</b>	BASE A TERRA CASSETTO L 120 H 31,5 P 50 FLOOR-STANDING BASE UNIT WITH DRAWER W 120 H 31,5 D 50	<b>972</b>
1	<b>MOC5301K</b>	TOP L 120 P 50 TOP W 120 D 50	<b>197</b>
1	<b>MOC2081K</b>	PENSILE RIBALTA ANTA LEGNO L 90 WALL UNIT WITH 1 WOODEN DROP-DOWN DOOR W 90	<b>938</b>
1	<b>MOC2691K</b>	PENSILE 80x80 VASISTAS LEGNO E 1 ANTA LEGNO SX WALL UNIT 1 WOODEN LIFT-UP DOOR AND 1 LH WOODEN DOOR W 80 H 80	<b>1.203</b>
1	<b>MOC2031K</b>	PENSILE VASISTAS ANTA LEGNO CON DECORO L 120 WALL UNIT 1 WOODEN LIFT-UP DOOR AND DECORATION W 120	<b>1.264</b>
<b>TOTALE TOTAL</b>			<b>6.636</b>



L. W. 300  
P. D. 50

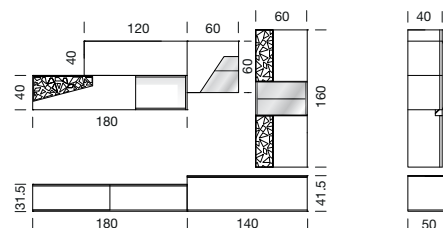

# MOON SISTEMA COMPONIBILE - MODULAR SYSTEM

## COMPOSIZIONI A CATALOGO

### CATALOGUE COMPOSITIONS

#### COMPOSIZIONE 1

##### COMPOSITION 1



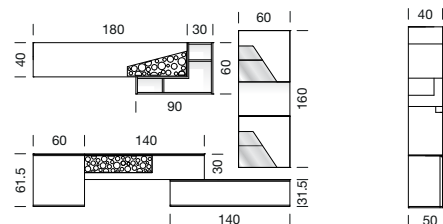
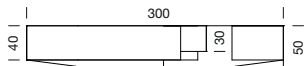
1	<b>MOC1561K</b>	BASE A TERRA 2 CASSETTI L 180 H 31,5 P 50 FLOOR-STANDING BASE UNIT WITH 2 DRAWERS W 180 H 31.5 D 50	<b>1.585</b>
1	<b>MOC5321K</b>	TOP L 180 P 50 TOP W 180 D 50	<b>259</b>
1	<b>MOC1621K</b>	BASE A TERRA CESTONE L 140 H 41,5 P 50 FLOOR-STANDING BASE UNIT WITH BASKET W 140 H 41.5 D 50	<b>1.168</b>
1	<b>MOC5311K</b>	TOP L 140 P 50 TOP W 140 D 50	<b>214</b>
1	<b>MOC2581K</b>	TOTEM 2 ANTE LEGNO DX CON DECORO, 2 RIPIANI INTERNI VETRO L 60 H 160 TOTEM WITH 2 WOODEN DOOR RH AND DECORATION, 2 INTERNAL GLASS SHELVES W 60 H 160	<b>2.028</b>
1	<b>MOC2571C</b>	TECA IN VETRO FUMÉ PER TOTEM L 60 H 40 FUMÉ GLASS TECA FOR TOTEM W 60 H 40	<b>455</b>
1	<b>MOC2201C</b>	RIPIANO VETRO VANO CENTRALE TOTEM L 60 GLASS SHELF W 60	<b>34</b>
1	<b>MOC2621K</b>	PENSILE ANTA LEGNO E VETRO FUMÉ SX L 60 H 60 WALL UNIT WITH WOODEN AND FUMÉ GLASS DOOR LH	<b>911</b>
1	<b>MOC2021K</b>	PENSILE VASISTAS ANTA LEGNO L 120 WALL UNIT LIFT-UP WOODEN DOOR W 120	<b>1.084</b>
1	<b>MOC2271K</b>	PENSILE RIBALTA ANTA LEGNO CON DECORO E VANO A GIORNO DX L 180 WALL UNIT WITH WOODEN DROP-DOWN DOOR WITH DECORATION, AND OPEN COMPARTMENT RH W 180	<b>1.416</b>
<b>PREZZO TOTALE</b> TOTAL PRICE			<b>9.154</b>



L. W. 320  
P. D. 50

#### COMPOSIZIONE 2A

##### COMPOSITION 2A



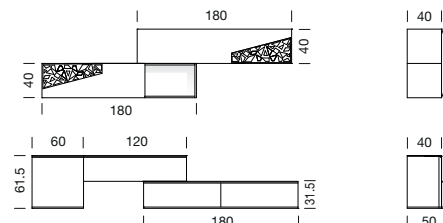

1	<b>MOC1261K</b>	BASE A TERRA ANTA LEGNO SX L 60 H 61,5 P 40 FLOOR-STANDING BASE UNIT WITH WOODEN DOOR LH W 60 H 61.5 D 40	<b>876</b>
1	<b>MOC1052K</b>	BASE SOSPESA CASSETTO CON DECORO L 140 H 30 P 40 SUSPENDED BASE UNIT WITH DRAWER WITH DECORATION W 140 H 30 D 40	<b>1.203</b>
1	<b>MOC5031K</b>	TOP L 200 P 40 TOP W 200 D 40	<b>337</b>
1	<b>MOC1541K</b>	BASE A TERRA CASSETTO L 140 H 31,5 P 50 FLOOR-STANDING BASE UNIT WITH DRAWER W 140 H 31.5 D 50	<b>1.061</b>
1	<b>MOC5311K</b>	TOP L 140 P 50 TOP W 140 D 50	<b>214</b>
1	<b>MOC2551K</b>	TOTEM 2 ANTE LEGNO DX CON VETRO FUMÉ, 2 RIPIANI INTERNI VETRO L 60 H 160 TOTEM WITH 2 WOODEN AND FUMÉ GLASS DOOR RH AND DECORATION, 2 INTERNAL GLASS SHELVES W 60 H 160	<b>2.045</b>
1	<b>MOC2561C</b>	TECA IN LEGNO PER TOTEM L 60 H 40 WOODEN TECA FOR TOTEM W 60 H 40	<b>332</b>
1	<b>MOC2201C</b>	RIPIANO VETRO VANO CENTRALE TOTEM L 60 GLASS SHELF W 60	<b>34</b>
1	<b>MOC2841K</b>	RASTER L 90 H 60 RASTER W 90 H 60	<b>652</b>
1	<b>MOC2071K</b>	PENSILE VASISTAS ANTA LEGNO CON DECORO L 180 WALL UNIT LIFT-UP WOODEN DOOR WITH DECORATION W 120	<b>1.466</b>
<b>PREZZO TOTALE</b> TOTAL PRICE			<b>8.220</b>



L. W. 300  
P. D. 50

#### COMPOSIZIONE 3

##### COMPOSITION 3



1	<b>MOC1261K</b>	BASE A TERRA ANTA LEGNO SX L 60 H 61,5 P 40 FLOOR-STANDING BASE UNIT WITH WOODEN DOOR LH W 60 H 61.5 D 40	<b>876</b>
1	<b>MOC1022K</b>	BASE SOSPESA CASSETTO L 120 H 30 P 40 SUSPENDED BASE UNIT WITH DRAWER W 120 H 30 D 40	<b>944</b>
1	<b>MOC5021K</b>	TOP L 180 P 40 TOP W 180 D 40	<b>247</b>
1	<b>MOC1561K</b>	BASE A TERRA 2 CASSETTI L 180 H 31,5 P 50 FLOOR-STANDING BASE UNIT WITH 2 DRAWERS W 180 H 31.5 D 50	<b>1.585</b>
1	<b>MOC5321K</b>	TOP L 180 P 50 TOP W 180 D 50	<b>259</b>
1	<b>MOC2271K</b>	PENSILE RIBALTA ANTA LEGNO CON DECORO E VANO A GIORNO DX L 180 WALL UNIT WITH WOODEN DROP-DOWN DOOR WITH DECORATION, AND OPEN COMPARTMENT RH W 180	<b>1.416</b>
1	<b>MOC2071K</b>	PENSILE VASISTAS ANTA LEGNO CON DECORO L 180 WALL UNIT LIFT-UP WOODEN DOOR WITH DECORATION W 120	<b>1.466</b>
<b>PREZZO TOTALE</b> TOTAL PRICE			<b>6.793</b>

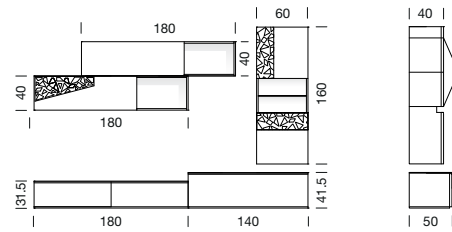
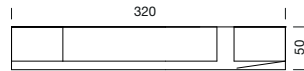


L. W. 310  
P. D. 50

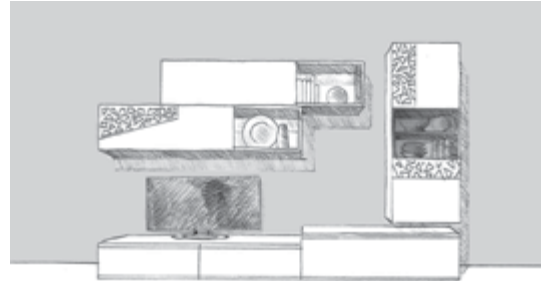


## COMPOSIZIONI A CATALOGO CATALOGUE COMPOSITIONS

### COMPOSIZIONE 4 COMPOSITION 4

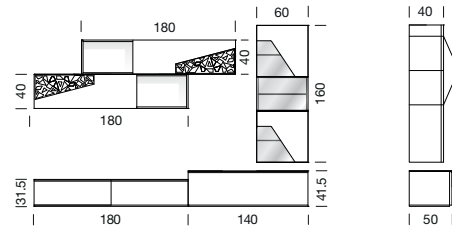
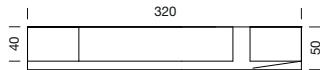


1	<b>MOC1561K</b>	BASE A TERRA 2 CASSETTI L 180 H 31,5 P 50 FLOOR-STANDING BASE UNIT WITH 2 DRAWERS W 180 H 31.5 D 50	<b>1.585</b>
1	<b>MOC5321K</b>	TOP L 180 P 50 TOP W 180 D 50	<b>259</b>
1	<b>MOC1621K</b>	BASE A TERRA CESTONE L 140 H 41,5 P 50 FLOOR-STANDING BASE UNIT WITH BASKET W 140 H 41.5 D 50	<b>1.168</b>
1	<b>MOC5311K</b>	TOP L 140 P 50 TOP W 140 D 50	<b>214</b>
1	<b>MOC2541K</b>	TOTEM 2 ANTE LEGNO DX CON DECORO, 2 RIPIANI INTERNI VETRO L 60 H 160 TOTEM 2 ANTE LEGNO DX CON DECORO, 2 RIPIANI INTERNI VETRO L 60 H 160	<b>2.028</b>
1	<b>MOC2201C</b>	RIPIANO VETRO VANO CENTRALE TOTEM L 60 GLASS SHELF W 60	<b>34</b>
1	<b>MOC2201K</b>	PENSILE VASISTAS ANTA LEGNO E VANO A GIORNO DX L 180 WALL UNIT LIFT-UP WOODEN DOOR W 120	<b>1.231</b>
1	<b>MOC2271K</b>	PENSILE RIBALTA ANTA LEGNO CON DECORO E VANO A GIORNO DX L 180 WALL UNIT WITH WOODEN DROP-DOWN DOOR WITH DECORATION, AND OPEN COMPARTMENT W 180	<b>1.416</b>
<b>PREZZO TOTALE</b> TOTAL PRICE			<b>7.935</b>



L. W. 320  
P. D. 50

### COMPOSIZIONE 5 COMPOSITION 5

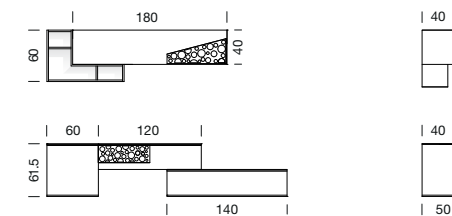



1	<b>MOC1561K</b>	BASE A TERRA 2 CASSETTI L 180 H 31,5 P 50 FLOOR-STANDING BASE UNIT WITH 2 DRAWERS W 180 H 31.5 D 50	<b>1.585</b>
1	<b>MOC5321K</b>	TOP L 180 P 50 TOP W 180 D 50	<b>259</b>
1	<b>MOC1621K</b>	BASE A TERRA CESTONE L 140 H 41,5 P 50 FLOOR-STANDING BASE UNIT WITH BASKET W 140 H 41.5 D 50	<b>1.168</b>
1	<b>MOC5311K</b>	TOP L 140 P 50 TOP W 140 D 50	<b>214</b>
1	<b>MOC2551K</b>	TOTEM 2 ANTE LEGNO DX CON VETRO FUMÉ, 2 RIPIANI INTERNI VETRO L 60 H 160 TOTEM WITH 2 WOODEN AND FUMÉ GLASS DOOR RH AND DECORATION, 2 INTERNAL GLASS SHELVES W 60 H 160	<b>2.045</b>
1	<b>MOC2571C</b>	TECA IN VETRO FUMÉ PER TOTEM L 60 H 40 FUMÉ GLASS TECA FOR TOTEM W 60 H 40	<b>455</b>
1	<b>MOC2201C</b>	RIPIANO VETRO VANO CENTRALE TOTEM L 60 GLASS SHELF W 60	<b>34</b>
1	<b>MOC2212K</b>	PENSILE VASISTAS ANTA LEGNO CON DECORO E VANO A GIORNO SX L 180 WALL UNIT LIFT-UP WOODEN DOOR WITH DECORATION AND OPEN COMPARTMENT LH W 180	<b>1.416</b>
1	<b>MOC2271K</b>	PENSILE RIBALTA ANTA LEGNO CON DECORO E VANO A GIORNO DX L 180 WALL UNIT WITH WOODEN DROP-DOWN DOOR WITH DECORATION, AND OPEN COMPARTMENT W 180	<b>1.416</b>
<b>PREZZO TOTALE</b> TOTAL PRICE			<b>8.592</b>

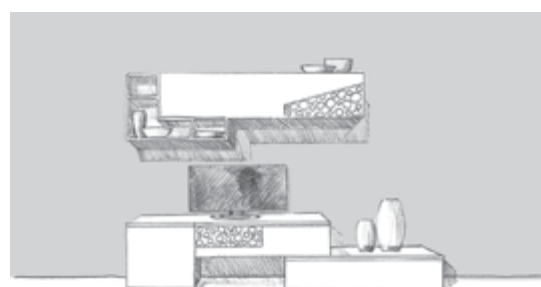


L. W. 320  
P. D. 50

### COMPOSIZIONE 6 COMPOSITION 6



1	<b>MOC1261K</b>	BASE A TERRA ANTA LEGNO SX L 60 H 61,5 P 40 FLOOR-STANDING BASE UNIT WITH WOODEN DOOR LH W 60 H 61.5 D 40	<b>876</b>
1	<b>MOC1032K</b>	BASE SOSPESA CASSETTO CON DECORO L 120 H 30 P 40 SUSPENDED BASE UNIT WITH DRAWER WITH DECORATION W 120 H 30 D 40	<b>1.113</b>
1	<b>MOC5021K</b>	TOP L 180 P 40 TOP W 180 D 40	<b>247</b>
1	<b>MOC1541K</b>	BASE A TERRA CASSETTO L 140 H 31,5 P 50 FLOOR-STANDING BASE UNIT WITH DRAWER W 140 H 31.5 D 50	<b>1.061</b>
1	<b>MOC5311K</b>	TOP L 140 P 50 TOP W 140 D 50	<b>214</b>
1	<b>MOC2842K</b>	RASTER L 90 H 60 RASTER W 90 H 60	<b>652</b>
1	<b>MOC2071K</b>	PENSILE VASISTAS ANTA LEGNO CON DECORO L 180 WALL UNIT LIFT-UP WOODEN DOOR WITH DECORATION W 180	<b>1.466</b>
<b>PREZZO TOTALE</b> TOTAL PRICE			<b>5.629</b>



L. W. 280  
P. D. 50



# MOON SISTEMA COMPONIBILE - MODULAR SYSTEM

## COMPOSIZIONI A CATALOGO

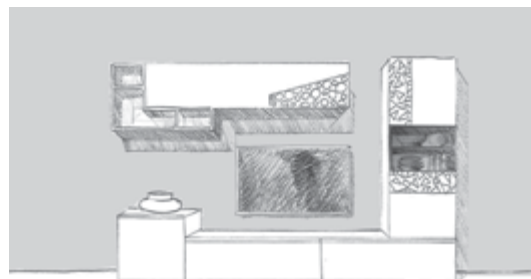
### CATALOGUE COMPOSITIONS

#### COMPOSIZIONE 7

#### COMPOSITION 7




1	<b>MOC1761K</b>	BASE A TERRA ANTA LEGNO SX L 60 H 61,5 P 50 FLOOR-STANDING BASE UNIT WITH WOODEN DOOR LH W 60 H 61,5 D 50	<b>899</b>
1	<b>MOC5351K</b>	TOP L 60 P 50 TOP W 60 D 50	<b>140</b>
2	<b>MOC1601K</b>	BASE A TERRA CESTONE L 120 H 41,5 P 50 FLOOR-STANDING BASE UNIT WITH BASKET W 120 H 41,5 D 50	<b>2.136</b>
1	<b>MOC5391K</b>	TOP L 240 P 50 TOP W 240 D 50	<b>394</b>
1	<b>MOC2541K</b>	TOTEM 2 ANTE LEGNO DX CON DECORO, 2 RIPIANI INTERNI VETRO L 60 H 160 TOTEM WITH 2 WOODEN DOOR RH AND DECORATION, 2 INTERNAL GLASS SHELVES W 60 H 160	<b>2.028</b>
1	<b>MOC2581C</b>	TECA IN VETRO TRASPARENTE PER TOTEM L 60 H 40 TRANSPARENT GLASS TECA FOR TOTEM W 60 H 40	<b>439</b>
1	<b>MOC2201C</b>	RIPIANO VETRO VANO CENTRALE TOTEM L 60 GLASS SHELF W 60	<b>34</b>
1	<b>MOC2071K</b>	PENSILE VASISTAS ANTA LEGNO CON DECORO L 180 WALL UNIT LIFT-UP WOODEN DOOR WITH DECORATION W 180	<b>1.466</b>
1	<b>MOC2842K</b>	RASTER L 90 H 60 RASTER W 90 H 60	<b>652</b>
<b>PREZZO TOTALE</b> TOTAL PRICE			<b>8.188</b>



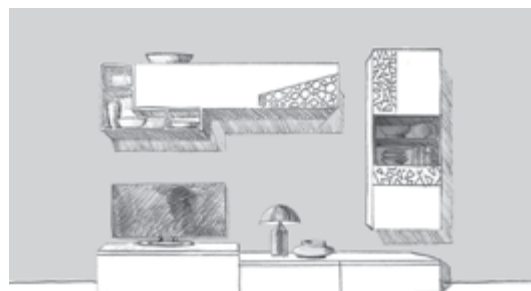
L. W. 300  
P. D. 50

#### COMPOSIZIONE 8

#### COMPOSITION 8



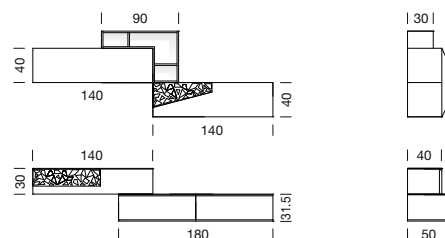
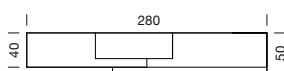
1	<b>MOC1601K</b>	BASE A TERRA CESTONE L 120 H 41,5 P 50 FLOOR-STANDING BASE UNIT WITH BASKET W 120 H 41,5 D 50	<b>1.068</b>
1	<b>MOC5301K</b>	TOP L 120 P 50 TOP W 120 D 50	<b>197</b>
1	<b>MOC1561K</b>	BASE A TERRA 2 CASSETTI L 180 H 31,5 P 50 FLOOR-STANDING BASE UNIT WITH 2 DRAWERS W 180 H 31,5 D 50	<b>1.585</b>
1	<b>MOC5321K</b>	TOP L 180 P 50 TOP W 180 D 50	<b>259</b>
1	<b>MOC2541K</b>	TOTEM 2 ANTE LEGNO DX CON DECORO, 2 RIPIANI INTERNI VETRO L 60 H 160 TOTEM WITH 2 WOODEN DOOR RH AND DECORATION, 2 INTERNAL GLASS SHELVES W 60 H 160	<b>2.028</b>
1	<b>MOC2201C</b>	RIPIANO VETRO VANO CENTRALE TOTEM L 60 GLASS SHELF W 60	<b>34</b>
1	<b>MOC2071K</b>	PENSILE VASISTAS ANTA LEGNO CON DECORO L 180 WALL UNIT LIFT-UP WOODEN DOOR WITH DECORATION W 180	<b>1.466</b>
1	<b>MOC2842K</b>	RASTER L 90 H 60 RASTER W 90 H 60	<b>652</b>
<b>PREZZO TOTALE</b> TOTAL PRICE			<b>7.289</b>



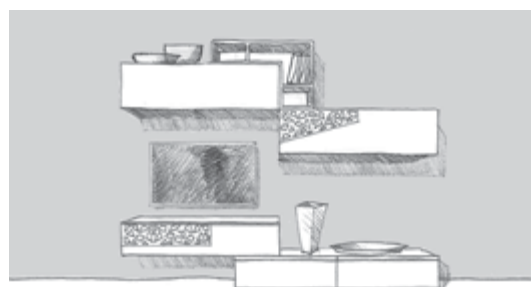
L. W. 300  
P. D. 50

#### COMPOSIZIONE 9

#### COMPOSITION 9



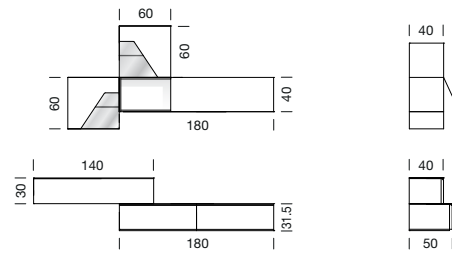
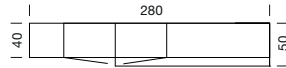
1	<b>MOC1561K</b>	BASE A TERRA 2 CASSETTI L 180 H 31,5 P 50 FLOOR-STANDING BASE UNIT WITH 2 DRAWERS W 180 H 31,5 D 50	<b>1.585</b>
1	<b>MOC5321K</b>	TOP L 180 P 50 TOP W 180 D 50	<b>259</b>
1	<b>MOC1052K</b>	BASE SOSPESA CASSETTO CON DECORO L 140 H 30 P 40 SUSPENDED BASE UNIT WITH DRAWER WITH DECORATION W 140 H 30 D 40	<b>1.203</b>
1	<b>MOC5011K</b>	TOP L 140 P 40 TOP W 140 D 40	<b>202</b>
1	<b>MOC2131K</b>	PENSILE RIBALTA ANTA LEGNO CON DECORO L 140 WALL UNIT WITH WOODEN DROP-DOWN DOOR WITH DECORATION W 140	<b>1.348</b>
1	<b>MOC2041K</b>	PENSILE VASISTAS ANTA LEGNO L 140 WALL UNIT LIFT-UP WOODEN DOOR W 140	<b>1.174</b>
1	<b>MOC2842K</b>	RASTER L 90 H 60 RASTER W 90 H 60	<b>652</b>
<b>PREZZO TOTALE</b> TOTAL PRICE			<b>6.423</b>



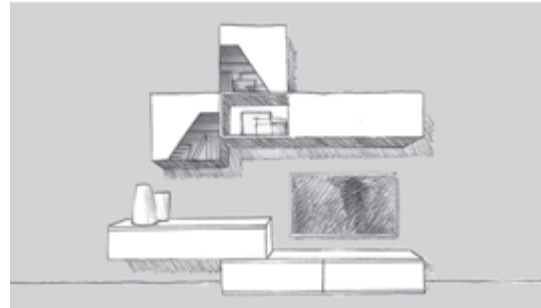
L. W. 280  
P. D. 50

## COMPOSIZIONI A CATALOGO CATALOGUE COMPOSITIONS

### COMPOSIZIONE 10 COMPOSITION 10

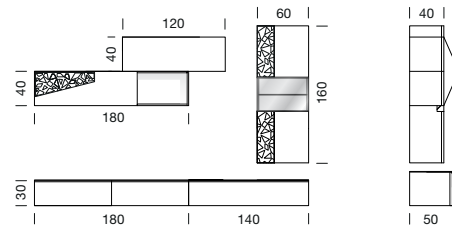
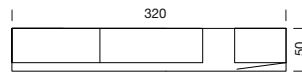


1	<b>MOC1561K</b>	BASE A TERRA 2 CASSETTI L 180 H 31,5 P 50 FLOOR-STANDING BASE UNIT WITH 2 DRAWERS W 180 H 31,5 D 50	<b>1.585</b>
1	<b>MOC5321K</b>	TOP L 180 P 50 TOP W 180 D 50	<b>259</b>
1	<b>MOC1042K</b>	BASE SOSPESA CASSETTO L 140 H 30 P 40 SUSPENDED BASE UNIT WITH DRAWER WITH DECORATION W 140 H 30 D 40	<b>1.028</b>
1	<b>MOC5011K</b>	TOP L 140 P 40 TOP W 140 D 40	<b>202</b>
1	<b>MOC2202K</b>	PENSILE VASISTAS ANTA LEGNO E VANO A GIORNO SX L 180 WALL UNIT WITH WOODEN LIFT-UP DOOR WITH DECORATION, AND OPEN COMPARTMENT LH W 180	<b>1.231</b>
1	<b>MOC2521K</b>	PENSILE ANTA LEGNO E VETRO TRASPARENTE DX L 60 H 60 WALL UNIT WITH WOODEN AND TRANSPARENT GLASS DOOR RH W 60 H 60	<b>911</b>
1	<b>MOC2621K</b>	PENSILE ANTA LEGNO E VETRO TRASPARENTE SX L 60 H 60 WALL UNIT WITH WOODEN AND TRANSPARENT GLASS DOOR LH W 60 H 60	<b>911</b>
<b>PREZZO TOTALE</b> TOTAL PRICE			<b>6.127</b>

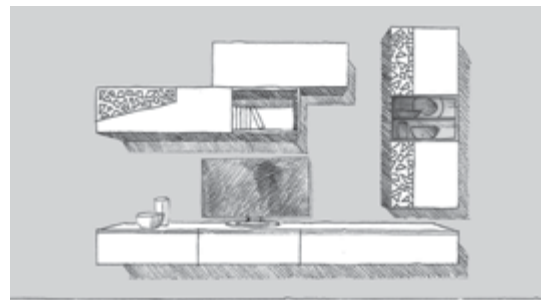


L. W. 280  
P. D. 50

### COMPOSIZIONE 11 COMPOSITION 11

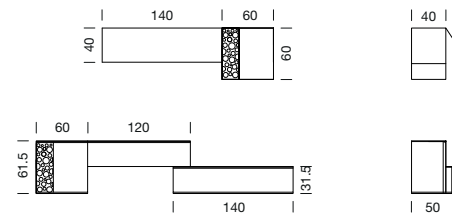
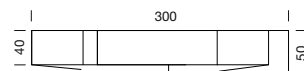


1	<b>MOC1562K</b>	BASE SOSPESA 2 CASSETTI L 180 H 31,5 P 50 SUSPENDED BASE UNIT WITH 2 DRAWERS W 180 H 31,5 D 50	<b>1.585</b>
1	<b>MOC1542K</b>	BASE SOSPESA 1 CASSETTO L 140 H 30 P 50 SUSPENDED BASE UNIT WITH DRAWER W 140 H 30 D 50	<b>990</b>
1	<b>MOC5421K</b>	TOP L 320 P 50 TOP W 320 D 50	<b>612</b>
1	<b>MOC2581K</b>	TOTEM 2 ANTE LEGNO DX CON DECORO, 2 RIPIANI INTERNI VETRO L 60 H 160 TOTEM WITH 2 WOODEN DOOR RH AND DECORATION, 2 INTERNAL GLASS SHELVES W 60 H 160	<b>2.028</b>
1	<b>MOC2581C</b>	TECA IN VETRO TRASPARENTE PER TOTEM L 60 H 40 TRANSPARENT GLASS SHELF W 60 H 40	<b>439</b>
1	<b>MOC2201C</b>	RIPIANO VETRO VANO CENTRALE TOTEM L 60 GLASS SHELF W 60	<b>34</b>
1	<b>MOC2021K</b>	PENSILE VASISTAS ANTA LEGNO L 120 WALL UNIT LIFT-UP WOODEN DOOR W 120	<b>1.084</b>
1	<b>MOC2271K</b>	PENSILE RIBALTA ANTA LEGNO CON DECORO E VANO A GIORNO DX L 180 WALL UNIT WITH WOODEN DROP-DOWN DOOR WITH DECORATION, AND OPEN COMPARTMENT RH W 180	<b>1.416</b>
<b>PREZZO TOTALE</b> TOTAL PRICE			<b>8.188</b>



L. W. 320  
P. D. 50

### COMPOSIZIONE 16 COMPOSITION 16



1	<b>MOC1281K</b>	BASE A TERRA ANTA LEGNO SX CON DECORO L 60 H 61,5 P 40 FLOOR-STANDING BASE UNIT WITH WOODEN DOOR LH WITH DECORATION W 60 H 61,5 D 40	<b>994</b>
1	<b>MOC1022K</b>	BASE SOSPESA CASSETTO L 120 H 30 P 40 SUSPENDED BASE UNIT WITH DRAWER W 120 H 30 D 40	<b>944</b>
1	<b>MOC5021K</b>	TOP L 180 P 40 TOP W 180 D 40	<b>247</b>
1	<b>MOC1541K</b>	BASE A TERRA CASSETTO L 140 H 31,5 P 50 SUSPENDED BASE UNIT WITH DRAWER WITH DECORATION W 140 H 31,5 D 50	<b>1.061</b>
1	<b>MOC5311K</b>	TOP L 140 P 50 TOP W 140 D 50	<b>214</b>
1	<b>MOC2511K</b>	PENSILE ANTA LEGNO DX CON DECORO L 60 H 60 WALL UNIT WITH WOODEN DOOR RH W 60 H 60	<b>933</b>
1	<b>MOC2041K</b>	PENSILE VASISTAS ANTA LEGNO L 140 WALL UNIT LIFT-UP WOODEN DOOR W 180	<b>1.174</b>
<b>PREZZO TOTALE</b> TOTAL PRICE			<b>5.567</b>



L. W. 300  
P. D. 50

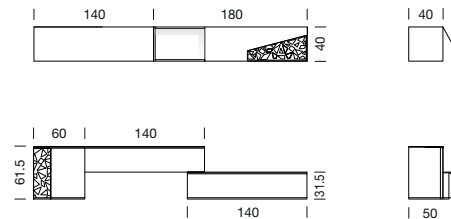
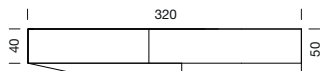
# MOON SISTEMA COMPONIBILE - MODULAR SYSTEM

## COMPOSIZIONI A CATALOGO


### CATALOGUE COMPOSITIONS

#### COMPOSIZIONE 17

#### COMPOSITION 17



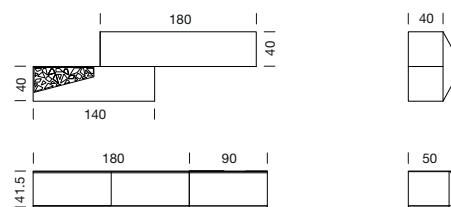
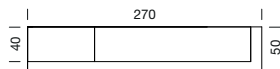
1	<b>MOC1281K</b>	BASE A TERRA ANTA LEGNO SX CON DECORO L 60 H 61,5 P 40 FLOOR-STANDING BASE UNIT WITH WOODEN DOOR LH WITH DECORATION W 60 H 61,5 D 40	<b>994</b>
1	<b>MOC1042K</b>	BASE SOSPESA CASSETTO L 140 H 30 P 40 SUSPENDED BASE UNIT WITH DRAWER WITH DECORATION W 140 H 30 D 40	<b>1.028</b>
1	<b>MOC5031K</b>	TOP L 200 P 40 TOP W 200 D 40	<b>337</b>
1	<b>MOC1541K</b>	BASE A TERRA CASSETTO L 140 H 31,5 P 50 FLOOR-STANDING BASE UNIT WITH DRAWER W 140 H 31,5 D 50	<b>1.061</b>
1	<b>MOC5311K</b>	TOP L 140 P 50 TOP W 140 D 50	<b>214</b>
1	<b>MOC2041K</b>	PENSILE VASISTAS ANTA LEGNO L 140 WALL UNIT LIFT-UP WOODEN DOOR W 140	<b>1.174</b>
1	<b>MOC2212K</b>	PENSILE VASISTAS ANTA LEGNO CON DECORO E VANO A GIORNO SX L 180 WALL UNIT LIFT-UP WOODEN DOOR AND OPEN COMPARTMENT LH W 180	<b>1.416</b>
<b>PREZZO TOTALE</b> TOTAL PRICE			<b>6.224</b>



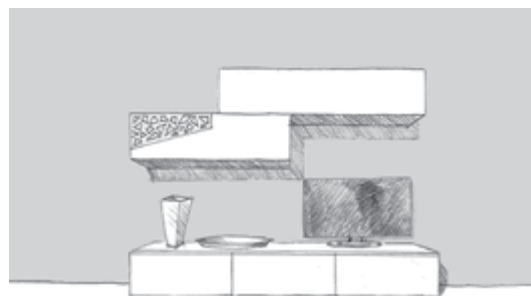
L. W. 320  
P. D. 50

#### COMPOSIZIONE 19

#### COMPOSITION 19



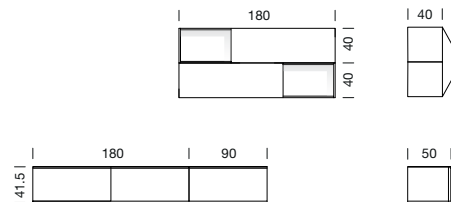
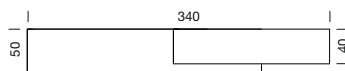
1	<b>MOC1641K</b>	BASE A TERRA 2 CESTONI L 180 H 41,5 P 50 FLOOR-STANDING BASE UNIT WITH 2 BASKETS W 180 H 41,5 D 50	<b>1.652</b>
1	<b>MOC1581K</b>	BASE A TERRA CESTONE L 90 H 41,5 P 50 FLOOR-STANDING BASE UNIT WITH BASKET W 90 H 41,5 D 50	<b>978</b>
1	<b>MOC5411K</b>	TOP L 270 P 50 TOP W 270 D 50	<b>489</b>
1	<b>MOC2061K</b>	PENSILE VASISTAS ANTA LEGNO L 180 WALL UNIT LIFT-UP WOODEN DOOR W 180	<b>1.275</b>
1	<b>MOC2131K</b>	PENSILE RIBALTA ANTA LEGNO CON DECORO L 140 WALL UNIT WITH WOODEN DROP-DOWN DOOR WITH DECORATION W 140	<b>1.348</b>
<b>PREZZO TOTALE</b> TOTAL PRICE			<b>5.742</b>



L. W. 270  
P. D. 50

#### COMPOSIZIONE 20

#### COMPOSITION 20



1	<b>MOC1641K</b>	BASE A TERRA 2 CESTONI L 180 H 41,5 P 50 FLOOR-STANDING BASE UNIT WITH 2 BASKETS W 180 H 41,5 D 50	<b>1.652</b>
1	<b>MOC1581K</b>	BASE A TERRA CESTONE L 90 H 41,5 P 50 FLOOR-STANDING BASE UNIT WITH BASKET W 90 H 41,5 D 50	<b>978</b>
1	<b>MOC5411K</b>	TOP L 270 P 50 TOP W 270 D 50	<b>489</b>
1	<b>MOC2261K</b>	PENSILE RIBALTA ANTA LEGNO E VANO A GIORNO DX L 180 WALL UNIT WITH WOODEN DROP-DOWN DOOR WITH DECORATION, AND OPEN COMPARTMENT RH W 180	<b>1.231</b>
1	<b>MOC2202K</b>	PENSILE VASISTAS ANTA LEGNO E VANO A GIORNO SX L 180 WALL UNIT WITH WOODEN DROP-DOWN DOOR WITH DECORATION AND OPEN COMPARTMENT LH W 180	<b>1.231</b>
<b>PREZZO TOTALE</b> TOTAL PRICE			<b>5.581</b>



L. W. 340  
P. D. 50

# DECOR NOTTE E GIORNO

---

# DECOR NIGHT AND DAY

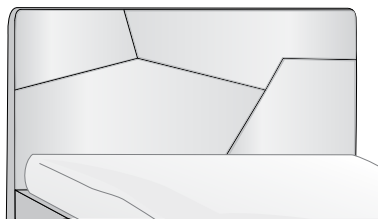
<b>CARATTERISTICHE TECNICHE</b> TECHNICAL CHARACTERISTICS	<b>60</b>
<b>LETTI</b> BEDS	<b>67</b>
<b>ARMADI</b> WARDROBES	<b>68</b>
<b>COMODINO, COMÒ, SETTIMINO E SPECCHIERE</b> BEDSIDE TABLES, CHEST OF DRAWERS, 7-DRAWER CHEST AND MIRRORS	<b>70</b>
<b>VETRINE E CREDENZE</b> DISPLAY UNITS AND SIDEBOARDS	<b>71</b>
<b>TAVOLI E SEDIE</b> TABLES AND CHAIRS	<b>72</b>
<b>PORTA TV E MADIE DECOR</b> DECOR TV UNIT AND CUPBOARDS	<b>73</b>
<b>COMPOSIZIONI A CATALOGO</b> CATALOGUE COMPOSITIONS	<b>74</b>

# DECOR NOTTE - NIGHT

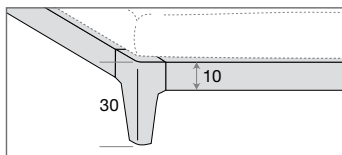
## CARATTERISTICHE TECNICHE TECHNICAL CHARACTERISTICS

**NEW**

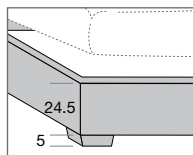
**CHLOE**



**PANNELLO IMBOTTITO NON SFODERABILE**  
UPHOLSTERED PANEL WITHOUT REMOVABLE COVER



**GIROLETTO LEGNO**  
WOODEN BED SURROUND



**GIROLETTO CONTENITORE**  
STORAGE BED SURROUND

### LETTO CON PANNELLO TESTIERA IMBOTTITO

**TESTIERA** PANNELLO DI MULTISTRATI PIOPPO SP. 3 E BORDATO NOCE O FRASSINO. ELEMENTO IMBOTTITO RIVESTITO IN TESSUTI DA CAMPIONARIO.

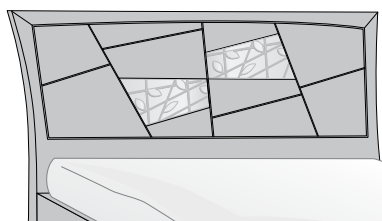
**GIROLETTO E PIEDI** GIROLETTO LEGNO IN PANNELLO LISTELLARE RIVESTITO NOCE O FRASSINO  
PIEDE IN MASSELLO DI NOCE TOULIPIER O FRASSINO

### BED WITH UPHOLSTERED HEADBOARD PANEL

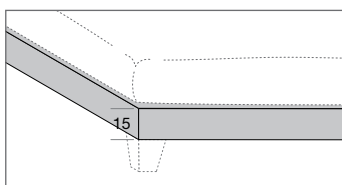
**HEADBOARD** POPLAR MULTILAYER PANEL TH. 3 AND EDGED IN WALNUT OR ASH. UPHOLSTERED ELEMENT UPHOLSTERED IN SAMPLE FABRICS.

**BED SURROUND AND FEET** WOODEN BED BED IN COATED STRIP PANEL WALNUT OR ASH  
SOLID WALNUT FOOT TOULIPIER OR ASH

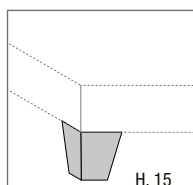
**DECOR**



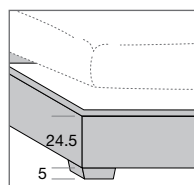
**PANNELLO DECORATO**  
DECORATED PANEL



**GIROLETTO LEGNO**  
WOODEN BED SURROUND



**PIEDE LEGNO MASSELLO**  
SOLID WOOD FOOT



**GIROLETTO CONTENITORE**  
STORAGE BED SURROUND

### LETTO CON PANNELLO LEGNO DECORATO

**PROFILO TESTIERA** MASSELLO DI TOULIPIER O FRASSINO SPAZZOLATO SP. CM. 8, VERNICIATO O LACCATO A PORO APERTO.

**PANNELLO** DI LISTELLARE IMPIALLACCIATO IN NOCE TANGANICA O FRASSINO SPAZZOLATO SPESSORE CM.2.5 E PANNELLO DECORATIVO TRAFORATO IN PANNELLO DI MULTISTRATI NOCE O FRASSINO SPAZZOLATO, VERNICIATO O LACCATO A PORO APERTO.

**GIROLETTO E PIEDI** IMPIALLACCIATO NOCE O FRASSINO SPAZZOLATO E PIEDI IN LEGNO MASSELLO DI TOULIPIER O FRASSINO SPAZZOLATO SP. CM 4, VERNICIATO O LACCATO A PORO APERTO.

**TRAVERSO REGGIRETE** MASSELLO SP. CM. 4, POSIZIONAMENTO CENTRALE CON PIEDINO REGOLABILE IN PLASTICA

### BED WITH DECORATED WOODEN PANEL


**HEADBOARD PROFILE** TOULIPIER SOLID WOOD OR BRUSHED SOLID ASHWOOD TH. CM. 8, PAINTED OR OPEN PORE LACQUERED.

**PANEL** BLOCKBOARD VENEERED IN TANGANICA WALNUT OR BRUSHED ASHWOOD TH. CM.2.5 AND PERFORATED DECORATIVE PANEL IN WALNUT MULTILAYER OR BRUSHED ASHWOOD, PAINTED OR OPEN PORE LACQUERED.

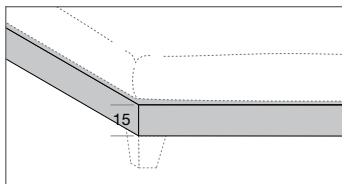
**BED SURROUND AND FEET** VENEERED IN WALNUT OR BRUSHED ASHWOOD AND FEET IN TOULIPIER SOLID WOOD OR BRUSHED ASHWOOD TH. CM 4, PAINTED OR OPEN PORE LACQUERED.

**CROSS PIECE FOR BED BASE UNIT WITH SUPPORT** SOLID TH. CM. 4, CENTRAL POSITIONING WITH PLASTIC ADJUSTABLE FOOT

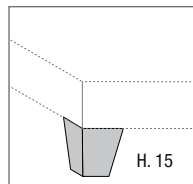
**MONDRIAN**



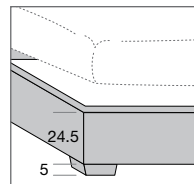
**PANNELLO IMBOTTITO NON SFODERABILE**  
UPHOLSTERED PANEL WITHOUT REMOVABLE COVER



**GIROLETTO LEGNO**  
WOODEN BED SURROUND



**PIEDE LEGNO MASSELLO**  
SOLID WOOD FOOT



**GIROLETTO CONTENITORE**  
STORAGE BED SURROUND

### LETTO CON PANNELLO TESTIERA IMBOTTITO

**TESTIERA LEGNO** MASSELLO DI TOULIPIER O FRASSINO SPAZZOLATO SP. CM. 6 CON PANNELLO IN LISTELLARE IMPIALLACCIATO IN NOCE TANGANICA O FRASSINO SPAZZOLATO SP. CM. 2.5 VERNICIATO O LACCATO A PORO APERTO.

**PANNELLO IMBOTTITO** PANNELLO DI MULTISTRATO PIOPPO DA CM 0.8 DI STRUTTURA E CM 0.8 DI GOMMAPIUMA, RIVESTIMENTO COME DA CAMPIONARIO.

**GIROLETTO** IN LISTELLARE IMPIALLACCIATO NOCE O FRASSINO SPAZZOLATO SP. CM. 3, PIEDE LEGNO IN MASSELLO DI TOULIPIER O FRASSINO SPAZZOLATO SP. CM. 4, VERNICIATO O LACCATO A PORO APERTO.

**TRAVERSO REGGIRETE** MASSELLO SP. CM. 4, POSIZIONAMENTO CENTRALE CON PIEDINO REGOLABILE IN PLASTICA

### BED WITH UPHOLSTERED HEADBOARD PANEL

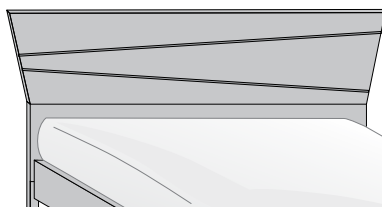
**WOODEN HEADBOARD** TOULIPIER SOLID WOOD OR BRUSHED SOLID ASHWOOD TH. CM. 6 WITH BLOCKBOARD PANEL VENEERED IN TANGANICA WALNUT OR BRUSHED ASHWOOD TH. CM. 2.5 PAINTED OR OPEN PORE LACQUERED.

**UPHOLSTERED PANEL** PANNELLO DI POPLAR MULTILAYER CM 0.8 STRUTTURA AND CM 0.8 FOAM RUBBER, COVERED IN OUR RANGE FINISHES.

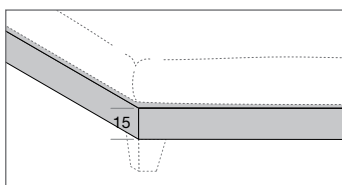
**BED SURROUND** IN BLOCKBOARD VENEERED IN WALNUT OR BRUSHED ASHWOOD TH. CM. 3, WOODEN FOOT IN TOULIPIER SOLID WOOD OR BRUSHED SOLID ASHWOOD TH. CM. 4, PAINTED OR OPEN PORE LACQUERED.

**CROSS PIECE FOR BED BASE UNIT WITH SUPPORT** SOLID TH. CM. 4, CENTRAL POSITIONING WITH PLASTIC ADJUSTABLE FOOT

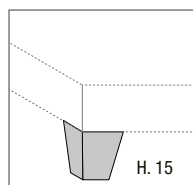
**ODETTE**



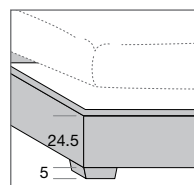
**TESTIERA LETTO LEGNO**  
BED WITH WOODEN HEADBOARD



**GIROLETTO LEGNO**  
WOODEN BED SURROUND



**PIEDE LEGNO MASSELLO**  
SOLID WOOD FOOT



**GIROLETTO CONTENITORE**  
STORAGE BED SURROUND

### LETTO CON TESTIERA IN LEGNO INCLINATO

**PROFILO TESTIERA** LEGNO IN PANNELLO LISTELLARE IMPIALLACCIATO NOCE TANGANICA O FRASSINO SPAZZOLATO SP. CM. 2.5 VERNICIATO O LACCATO A PORO APERTO.

**PANNELLO DECORATIVO** PANNELLO IN MDF IMPIALLACCIATO IN NOCE O FRASSINO SPAZZOLATO SP. CM. 0.4, VERNICIATO O LACCATO A PORO APERTO.

**GIROLETTO** LISTELLARE IMPIALLACCIATO NOCE O FRASSINO SPAZZOLATO SP. CM. 3 E PIEDE LEGNO IN MASSELLO DI TOULIPIER O FRASSINO SPAZZOLATO SP. CM. 4, VERNICIATO O LACCATO A PORO APERTO.

**TRAVERSO REGGIRETE** MASSELLO SP. CM. 4, POSIZIONAMENTO CENTRALE CON PIEDINO REGOLABILE IN PLASTICA

### BED WITH INCLINED WOODEN HEADBOARD

**HEADBOARD PROFILE** BLOCKBOARD WOOD PANEL VENEERED IN TANGANICA WALNUT OR BRUSHED ASHWOOD TH. CM. 2.5 PAINTED OR OPEN PORE LACQUERED.

**DECORATIVE PANEL** PANNELLO IN MDF VENEERED IN WALNUT OR BRUSHED ASHWOOD TH. CM. 0.4, PAINTED OR OPEN PORE LACQUERED.

**BED SURROUND** BLOCKBOARD VENEERED IN WALNUT OR BRUSHED ASHWOOD TH. CM. 3 AND WOODEN FOOT IN TOULIPIER SOLID WOOD OR BRUSHED SOLID ASHWOOD TH. CM. 4, PAINTED OR OPEN PORE LACQUERED.

**CROSS PIECE FOR BED BASE UNIT WITH SUPPORT** SOLID TH. CM. 4, CENTRAL POSITIONING WITH PLASTIC ADJUSTABLE FOOT

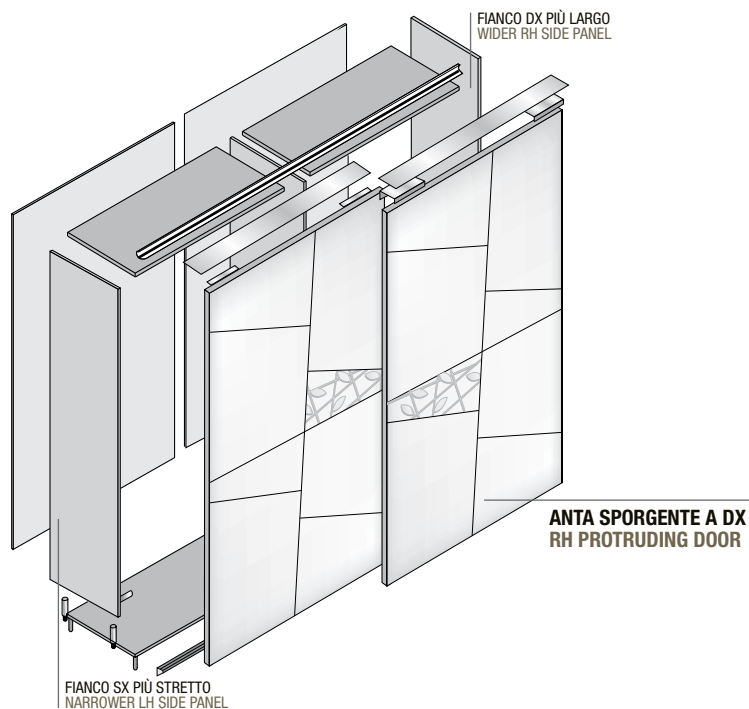
CARATTERISTICHE TECNICHE  
TECHNICAL CHARACTERISTICS

**ARMADIO ANTE SCORREVOLI**

<b>CAPPELLO, FONDO E FIANCO DIVISORIO</b>	PANNELLO DI PARTICELLE DI LEGNO RIVESTITO SU 2 LATI IN DECORATIVO OLMO SBIANCATO SP. 2,5 CM
<b>FIANCO ESTERNO</b>	PANNELLO TAMBURATO CON TELAIO IN ABETE DI SP. CM. 3 IMPIALLACCIATO ESTERNAMENTE IN NOCE TANGANICA VERNICIATO ED INTERNAMENTE IN DECORATIVO.
<b>RIPIANO</b>	PANNELLO DI PARTICELLE DI LEGNO RIVESTITO SU 2 LATI IN DECORATIVO OLMO SBIANCATO SP. 2,5 CM E BORDO FRONTALE SP. 3,6 CM
<b>SCHIENALE</b>	PANNELLO DI MDF IMPIALLACCIATO IN DECORATIVO SP. CM.0.8.
<b>VERSIONI</b>	2 O 3 ANTE SCORREVOLI.

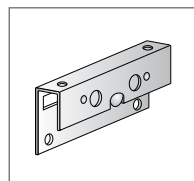
**WARDROBE WITH SLIDING DOORS**

<b>TOP, BOTTOM AND PARTITION SIDE PANEL</b>	PANEL OF WOOD PARTICLES VENEERED 2 SIDES IN DECORATIVE "OLMO SBIANCATO" TH. 2.5 CM
<b>OUTSIDE SIDE PANEL</b>	HOLLOW-CORE PANEL WITH FIR FRAME TH. CM. 3, OUTSIDE VENEERED IN PAINTED TANGANICA WALNUT AND INSIDE IN DECORATIVE.
<b>SHELF</b>	PANEL OF WOOD PARTICLES COVERED ON 2 SIDES IN DECORATIVE "OLMO SBIANCATO" TH. 2.5 CM AND FRONT EDGE TH. 3.6 CM
<b>BACK PANEL</b>	DECORATIVE VENEERED MDF PANEL TH. CM.0.8.
<b>VERSIONS</b>	2 OR 3 SLIDING DOORS.

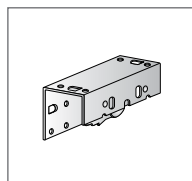


**ANTE SCORREVOLI**

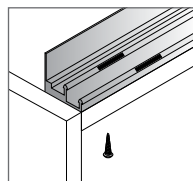
<b>ANTE</b>	PANNELLO TAMBURATO CON TELAIO IN ABETE E MULTISTRATI PIOPPO CM 2.8 CON APPLICATI ELEMENTI DECORATIVI IN MDF IMPIALLACCIATO NOCE NAZIONALE O FRASSINO SPAZZOLATO, VERNICIATO O LACCATO A PORO APERTO. DECORO LEGNO TRAFORATO.
<b>APERTURA</b>	MANIGLIA LATERALE IN ZAMA VERNICIATO NICHEL LUCIDO
<b>CASSETTIERA 3 CASSETTI (OPTIONAL)</b>	FONDO E FIANCHI IN PANNELLO DECORATIVO SP. CM. 1.8, FRONTALE E STRUTTURA CASSETTI IN PANNELLO DI PARTICELLE DI LEGNO, FRONTALE CASSETTO IN PANNELLO DECORATIVO DI SP. CM. 1.8. I CASSETTI SCORRONO SU GUIDE A SCOMPARSA AD ESTRAZIONE PARZIALE. RIPIANO COPRI CASSETTIERA IN PANNELLO DI PARTICELLE DI LEGNO IMPIALLACCIATO IN DECORATIVO SP. CM.4.
<b>SLIDING DOORS DOORS</b>	HOLLOW-CORE PANEL WITH FIR FRAME AND POPLAR MULTILAYER CM 2.8 WITH APPLIED MDF DECORATIVE ELEMENTS VENEERED IN ITALIAN WALNUT OR BRUSHED ASHWOOD, PAINTED OR OPEN PORE LACQUERED. PERFORATED WOODEN DECORATION
<b>OPENING</b>	LATERAL HANDLE IN ZAMAK PAINTED POLISHED NICKEL
<b>DRAWER UNIT WITH 3 DRAWERS (OPTIONAL)</b>	BOTTOM AND SIDE IN DECORATIVE PANEL TH. CM. 1.8, DRAWER STRUCTURE AND FRONT IN WOOD PARTICLE BOARD PANEL, DRAWER FRONT IN DECORATIVE PANEL TH. CM. 1.8. DRAWERS RUN ON PARTIAL EXTRACTION CONCEALED GUIDES. DRAWER UNIT SHELF IN WOOD PARTICLE BOARD PANEL VENEERED IN DECORATIVE TH. CM.4.



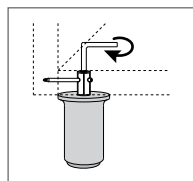
PATTINO SUPERIORE PER ANTA INTERNA  
TOP RUNNER FOR INTERNAL DOOR



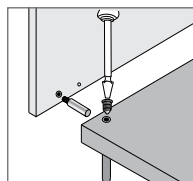
CARRELLO SUPERIORE ANTA  
DOOR TOP RUNNER



BINARIO SUPERIORE  
TOP TRACK



PIEDE REGOLATORE  
ADJUSTABLE FOOT

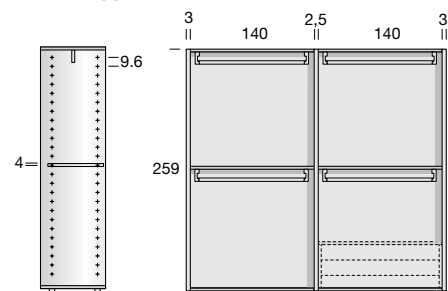


MONTAGGIO PIEDE REGOLATORE  
ADJUSTABLE FOOT ASSEMBLY

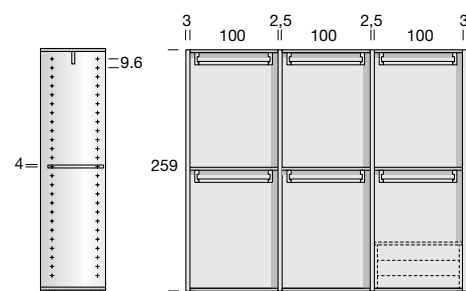


LAMPADA LED (OPTIONAL)  
LED LAMP (OPTIONAL)

**VANI INTERNI  
INTERNAL COMPARTMENT**



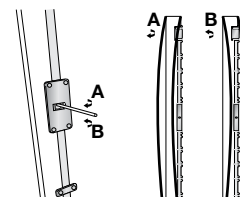
2 ANTE SCORREVOLI 2 SLIDING DOORS



3 ANTE SCORREVOLI 3 SLIDING DOORS


**REGOLAZIONE ANTE PRIMA DEL MONTAGGIO  
DOOR ADJUSTMENT BEFORE ASSEMBLY**

PRIMA DI PROCEDERE AL MONTAGGIO, BISOGNA REGOLARE LA TENSIONE DELLE ANTE POSIZIONANDOLE OBBLIGATORIAMENTE IN ORIZZONTALE E UTILIZZANDO UN CACCIAVITE O UN PUNTERUOLO.  
BEFORE ASSEMBLING REGULATE DOOR TENSION BY PLACING THEM HORIZONTALLY AND USING THE SPECIAL SPANNER PROVIDED.



**MONTAGGIO ANTE SCORREVOLI  
SLIDING DOOR ASSEMBLY**

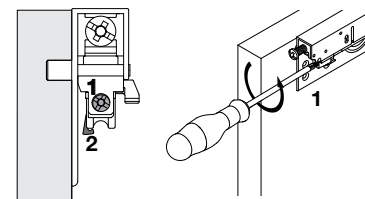
PER POTER AGGANCIARE LE ANTE AL BINARIO SUPERIORE TRA IL SOFFITTO E L'ARMADIO CI DEVONO ESSERE ALMENO 3 CM.  
LEAVE AT LEAST 3CM CLEARANCE SO THAT THE DOORS CAN BE ATTACHED TO THE UPPER RAIL BETWEEN THE CEILING AND WARDROBE.



- 1 AGGANCIARE L'ANTA AL BINARIO SUPERIORE  
FASTEN THE DOOR TO THE TOP TRACK
- 2 SPINGERE L'ANTA NEL BINARIO INFERIORE  
PUSH THE DOOR IN THE LOW TRACK

**SMONTAGGIO ANTE SCORREVOLI  
REMOVAL SLIDING DOORS**

PER SBLOCCARE LE ANTE DAL SISTEMA DI BLOCCAGGIO DI SICUREZZA È NECESSARIO AVVITARE IL GRANO (1), LA LINGUETTA (2) SI SPOSTA AUTOMATICAMENTE E SARÀ POSSIBILE SGANCIARE LE ANTE.  
TO RELEASE THE DOORS FROM THE SAFETY LOCKING SYSTEM YOU NEED TO TIGHTEN THE SPECIAL SCREW(1), THE TAB (2) AUTOMATICALLY MOVES AND THE DOORS CAN BE RELEASED



# DECOR NOTTE - NIGHT

## CARATTERISTICHE TECNICHE TECHNICAL CHARACTERISTICS

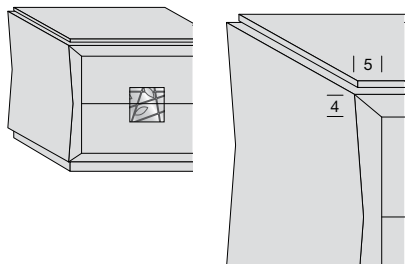
### COMODINO, SETTIMINO E COMÒ "DECOR"

<b>TOP</b>	PANNELLO DI LISTELLARE IMPIALLACCIATO NOCE TANGANICA O FRASSINO SPAZZOLATO SP. CM. 1.5, VERNICIATO O LACCATO A PORO APERTO.
<b>FONDO</b>	PANNELLO DI MULTISTRATO PIOPPO DI SP. CM.1.8.
<b>ZOCCOLO LEGNO</b>	PANNELLO DI LISTELLARE IMPIALLACCIATO IN NOCE O FRASSINO SPAZZOLATO SP. CM. 3, VERNICIATO O LACCATO A PORO APERTO.
<b>FIANCO</b>	PANNELLO SCATOLATO CURVATO IMPIALLACCIATO ESTERNAMENTE IN NOCE NAZIONALE O FRASSINO SPAZZOLATO ED INTERNAMENTE IN PIOPPO DI SP. CM. 7.5, VERNICIATO O LACCATO A PORO APERTO.
<b>SCHIENALE</b>	PANNELLO DI MULTISTRATO SP. CM. 0.8 VERNICIATO O LACCATO A PORO APERTO.
<b>GUIDE CASSETTO</b>	AMMORTIZZATE REGOLABILI IN ALTEZZA.
<b>APERTURE</b>	PUSH PULL.

### "DECOR" BEDSIDE TABLE, 7-DRAWER CHEST AND CHEST OF DRAWER

<b>TOP</b>	BLOCKBOARD PANEL VENEERED TANGANICA WALNUT OR BRUSHED ASHWOOD TH. CM. 1.5, PAINTED OR OPEN PORE LACQUERED.
<b>BOTTOM PANEL</b>	POPLAR MULTILAYER PANEL TH. CM.1.8.
<b>WOODEN PLINTH</b>	BLOCKBOARD PANEL VENEERED IN WALNUT OR BRUSHED ASHWOOD TH. CM. 3, PAINTED OR OPEN PORE LACQUERED.
<b>SIDE PANEL</b>	CURVED PANEL VENEERED ON THE OUTSIDE IN ITALIAN WALNUT OR BRUSHED ASHWOOD AND INSIDE IN POPLAR TH. CM. 7.5, PAINTED OR OPEN PORE LACQUERED.
<b>BACK PANEL</b>	POPLAR MULTILAYER PANEL TH. CM. 0.8 PAINTED OR OPEN PORE LACQUERED.
<b>DRAWER GUIDES</b>	HEIGHT ADJUSTABLE SOFT-CLOSE GUIDES
<b>OPENINGS</b>	PUSH PULL.

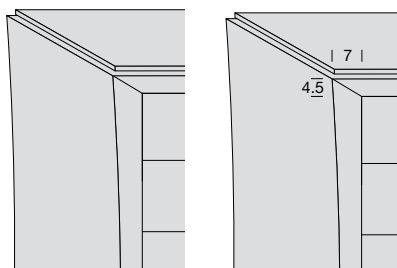
#### COMODINO 2 CASSETTI BEDSIDE TABLE WITH 2 DRAWERS



**FIANCO SAGOMATO  
APERTURA PUSH-PULL**  
SHAPED SIDE PANEL  
PUSH-PULL OPENING

**CORNICE COMODINO**  
FRAME FOR BEDSIDE TABLE

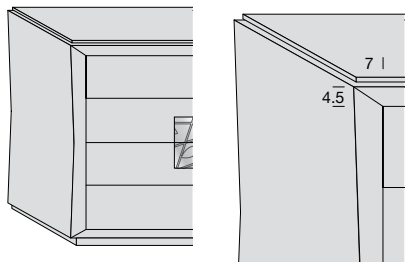
#### SETTIMINO 6 CASSETTI 6-DRAWER CHEST



**FIANCO SAGOMATO  
APERTURA PUSH-PULL**  
SHAPED SIDE PANEL  
PUSH-PULL OPENING

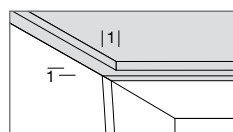
**CORNICE SETTIMINO**  
FRAME FOR 7-DRAWER CHEST

#### COMÒ 4 CASSETTI CHEST OF DRAWERS WITH 4 DRAWERS

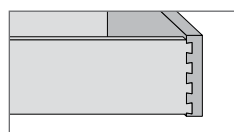


**FIANCO SAGOMATO  
APERTURA PUSH-PULL**  
SHAPED SIDE PANEL  
PUSH-PULL OPENING

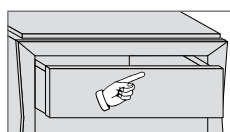
**CORNICE SETTIMINO**  
FRAME FOR 7-DRAWER CHEST



**PARTICOLARE TOP RIENTRANTE**  
DETAIL OF RECESSED TOP



**INCASTRI A CODA DI RONDINE**  
DOVETAIL JOINTS



**CHIUSURA CASSETTI PUSH-PULL**  
DRAWERS WITH PUSH-PULL CLOSURE

#### COMODINO, SETTIMINO E COMÒ

<b>FRONTALE CASSETTO</b>	PANNELLO DI LISTELLARE IMPIALLACCIATO NOCE O FRASSINO SPAZZOLATO SP. CM.2.5, VERNICIATO O LACCATO A PORO APERTO. DECORO LEGNO TRAFORATO
<b>STRUTTURA CASSETTO</b>	PANNELLO DI MULTISTRATO BETTULLA SPESSORE CM.1,5 CON INCASTRI A CODA DI RONDINE, VERNICIATO IN FINITURA TINTA ACACIA.
<b>APERTURA</b>	PUSH-PULL CON GUIDE REGOLABILI IN ALTEZZA

#### BEDSIDE TABLE, 6-DRAWER CHEST AND CHEST OF DRAWERS

<b>DRAWER FRONT</b>	BLOCKBOARD PANEL VENEERED IN WALNUT OR BRUSHED ASHWOOD TH. CM.2.5, PAINTED OR OPEN PORE LACQUERED. PERFORATED WOODEN DECORATION.
<b>DRAWER STRUCTURE</b>	BIRCH MULTILAYER PANEL TH. CM.1,5 WITH DOVETAIL JOINTS, PAINTED IN ACACIA STAINED FINISH.
<b>OPENING</b>	PUSH-PULL WITH HEIGHT ADJUSTABLE GUIDES



CARATTERISTICHE TECNICHE  
TECHNICAL CHARACTERISTICS

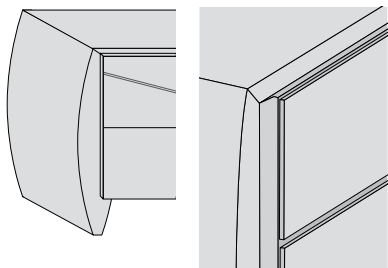
**COMODINO, SETTIMINO E COMÒ "MONDRIAN"**

<b>TOP</b> .....	PANNELLO DI LISTELLARE IMPIALLACCIATO IN NOCE O FRASSINO SPAZZOLATO SP. CM. 4.3 VERNICIATO O LACCATO A PORO APERTO.
<b>FONDO</b> .....	PANNELLO MULTISTRATO PIOPPO DI SP. CM. 1.8.
<b>FIANCO</b> .....	PANNELLO SCATOLATO CURVATO IMPIALLACCIATO ESTERNAMENTE IN NOCE NAZIONALE O FRASSINO SPAZZOLATO ED INTERNAMENTE IN PIOPPO DI SPESSORE CM.9, VERNICIATO O LACCATO A PORO APERTO.
<b>SCHIENALE</b> .....	PANNELLO MULTISTRATO SP. CM. 0.8 VERNICIATO O LACCATO A PORO APERTO.
<b>GUIDE CASSETTO</b> .....	AMMORTIZZATE REGOLABILI IN ALTEZZA.

**BEDSIDE TABLE, 6-DRAWER CHEST AND CHEST OF DRAWER "MONDRIAN"**

<b>TOP</b> .....	BLOCKBOARD PANEL VENEERED IN WALNUT OR BRUSHED ASHWOOD TH. CM. 4.3 PAINTED OR OPEN PORE LACQUERED.
<b>BOTTOM PANEL</b> .....	POPLAR MULTILAYER PANEL TH. CM. 1.8.
<b>SIDE PANEL</b> .....	CURVED PANEL VENEERED ON THE OUTSIDE IN ITALIAN WALNUT OR BRUSHED ASHWOOD AND INSIDE IN POPLAR TH. CM.9, PAINTED OR OPEN PORE LACQUERED.
<b>BACK PANEL</b> .....	MULTILAYER PANEL TH. CM. 0.8 PAINTED OR OPEN PORE LACQUERED.
<b>DRAWER GUIDES</b> .....	HEIGHT ADJUSTABLE SOFT-CLOSE GUIDES

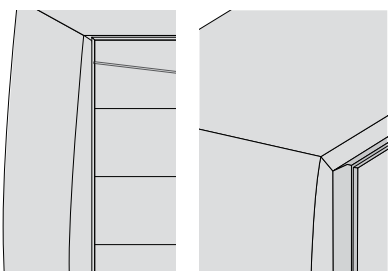
**COMODINO 2 CASSETTI  
BEDSIDE TABLE WITH 2 DRAWERS**



**FIANCO BOMBATO**  
CURVED SIDE PANEL

**APERTURA MANUALE NEL PRIMO CASS.**  
FIRST DRAWER WITH MANUAL OPENING

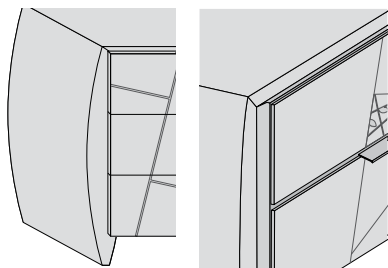
**SETTIMINO  
6-DRAWER CHEST**



**FIANCO BOMBATO**  
CURVED SIDE PANEL

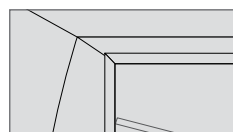
**APERTURA MANUALE NEL PRIMO CASS.**  
FIRST DRAWER WITH MANUAL OPENING

**COMÒ 3 CASSETTI  
CHEST OF DRAWERS WITH 3 DRAWERS**

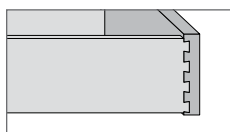


**FIANCO BOMBATO**  
CURVED SIDE PANEL

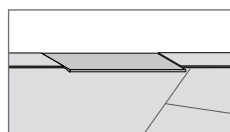
**APERTURA MANUALE NEL PRIMO CASS.**  
FIRST DRAWER WITH MANUAL OPENING



**PARTICOLARE TOP A FOLDING**  
FOLDING TOP DETAIL



**INCASTRI A CODA DI RONDINE**  
DOVETAIL JOINTS



**MANIGLIA MONDRIAN**  
MONDRIAN HANDLE

**COMODINO, SETTIMINO E COMÒ**

<b>FRONTALE CASSETTO</b> .....	PANNELLO DI LISTELLARE IMPIALLACCIATO IN NOCE O FRASSINO SPAZZOLATO SP. CM. 2.5 VERNICIATO O LACCATO A PORO APERTO.
<b>STRUTTURA CASSETTO</b> .....	PANNELLO DI MULTISTRATO BETULLA SP. CM. 1.5 CON INCASTRI A CODA DI RONDINE, VERNICIATO IN FINITURA TINTA ACACIA.
<b>MANIGLIA</b> .....	APERTURA MANUALE NEL PRIMO CASSETTO E MANIGLIA "MONDRIAN" IN TINTA CON IL MOBILE NEI SUCCESSIVI CASSETTI.

**BEDSIDE TABLE, 6-DRAWER CHEST AND CHEST OF DRAWERS**

<b>DRAWER FRONT</b> .....	BLOCKBOARD PANEL VENEERED IN WALNUT OR BRUSHED ASHWOOD TH. CM. 2.5 PAINTED OR OPEN PORE LACQUERED.
<b>DRAWER STRUCTURE</b> .....	BIRCH MULTILAYER PANEL TH. CM. 1.5 WITH DOVETAIL JOINTS, PAINTED IN ACACIA STAINED FINISH.
<b>HANDLE</b> .....	FIRST DRAWER WITH MANUAL OPENING AND "MONDRIAN" HANDLE IN THE SAME COLOUR AS THE UNIT AND IN THE FOLLOWING DRAWERS.

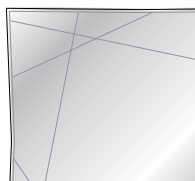
MONDRIAN

# DECOR NOTTE - NIGHT

## CARATTERISTICHE TECNICHE TECHNICAL CHARACTERISTICS

### SPECCHIERE MIRRORS

DECOR



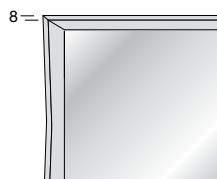
#### SPECCHIERA

**SPECCHIO** SP. 0.5 CM SAGOMATO BISELLATO FILO LUCIDO E INCISIONI DECORATIVE.  
**SUPPORTO** PANNELLO DECORATIVO SP. CM. 1.9

#### MIRROR

**MIRROR** TH. 0.5 CM GLOSSY FLUSH SHAPED, CHAMFERED AND DECORATIVE ENGRAVING  
**SUPPORT** DECORATIVE PANEL TH. CM. 1.9

ELIOS



#### SPECCHIERA

**TELAIO** MASSELLO TOULUPIER O FRASSINO SPAZZOLATO SP. CM. 3 CM VERNICIATO O LACCATO A PORO APERTO.  
**SUPPORTO** SP. CM. 0.4.

#### MIRROR

**FRAME** TOULUPIER SOLID WOOD OR SOLID ASHWOOD TH. CM. 3 CM PAINTED OR OPEN PORE LACQUERED.  
**SUPPORT** TH. CM. 0.4.


### SEDIE FUSTO

MASSELLO DI FAGGIO, VERNICIATO O LACCATO.

### CHAIRS CARCASE

LACQUERED OR PAINTED BEECH SOLID WOOD.

DECOR




#### SEDIA

**IMBOTTITURA** SEDILE IN GOMMAPIUMA E RIVESTIMENTO COME DA CAMPIONARIO.  
**SCHIENALE** PANNELLO DI MULTISTRATO IMPIALLACCIATO FRASSINO A PORO APERTO O NOCE TANGANIKÀ

#### CHAIR

**PADDING** SEAT IN FOAM RUBBER AND COVERED IN OUR RANGE FINISHES.  
**BACK PANEL** MULTILAYER PANEL VENEERED IN OPEN PORE ASHWOOD OR TANGANIKÀ WALNUT

ELLE



#### SEDIA

**IMBOTTITURA** SEDILE E SCHIENALE IN GOMMAPIUMA E RIVESTIMENTO COME DA CAMPIONARIO  
**SCHIENALE SUPERIORE** MASSELLO IN FRASSINO SPAZZOLATO A PORO APERTO O FAGGIO

#### CHAIR

**PADDING** BACK PANEL AND SEAT IN FOAM RUBBER AND COVERED IN OUR RANGE FINISHES.  
**TOP BACK PANEL** OPEN PORE BRUSHED SOLID ASHWOOD OR BEECH

## CARATTERISTICHE TECNICHE TECHNICAL CHARACTERISTICS


### CREDENZE E VETRINE

<b>STRUTTURA INTERNA</b>	PANNELLO DI MULTISTRATO PIOPPO SPESSORE CM. 1.8, VERNICIATO O LACCATO A PORO APERTO.
<b>RIPIANI</b>	VETRO FILO LUCIDO SP. CM. 0.8.
<b>ZOCCOLO LEGNO</b>	PANNELLO DI LISTELLARE IMPIALLACCIATO IN NOCE O FRASSINO SPAZZOLATO SP. CM. 3 VERNICIATO O LACCATO A PORO APERTO.
<b>VERSIONI CREDENZE</b>	2 ANTE E 2 ANTE E 3 CASSETTI.
<b>VERSIONI VETRINE</b>	1 ANTA VETRO; 2 ANTE VETRO; 1 ANTA VETRO CON E PANNELLO DECORO LEGNO; 2 ANTE VETRO CON PANNELLO DECORO LEGNO.

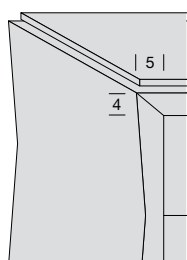
### SIDEBOARDS AND DISPLAY UNITS

<b>INTERNAL STRUCTURE</b>	POPLAR MULTILAYER PANEL TH. CM. 1.8, PAINTED OR OPEN PORE LACQUERED.
<b>SHELVES</b>	FLUSH GLOSSY GLASS TH. CM. 0.8.
<b>WOODEN PLINTH</b>	BLOCKBOARD PANEL VENEERED IN WALNUT OR BRUSHED ASHWOOD TH. CM. 3 PAINTED OR OPEN PORE LACQUERED.
<b>SIDEBOARD VERSIONS</b>	2 DOORS AND 2 DOORS AND 3 DRAWERS.
<b>DISPLAY UNIT VERSIONS</b>	1 GLASS DOOR; 2 GLASS DOORS; 1 GLASS DOOR AND WOODEN DECORATION PANEL; 2 GLASS DOORS WITH WOODEN DECORATION PANEL.

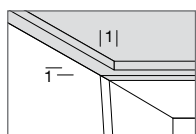
#### DECOR



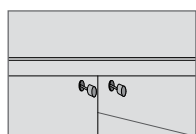
FIANCO SAGOMATO  
SHAPED SIDE PANEL



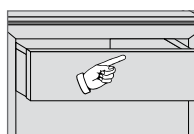
CORNICE CREDENZA  
FRAME FOR SIDEBOARD



PARTICOLARE TOP RIENTRANTE  
DETAIL OF RECESSED TOP



CHIUSURA ANTE CON CHIAVE  
DOORS CLOSURE WITH KEY



CHIUSURA CASSETTI PUSH-PULL  
DRAWERS WITH PUSH-PULL CLOSURE

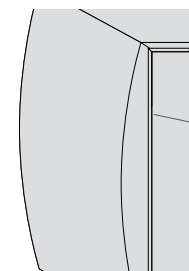
#### CREDENZA

<b>TOP</b>	PANNELLO DI LISTELLARE IMPIALLACCIATO NOCE O FRASSINO SPAZZOLATO SP. CM. 1.5, VERNICIATO O LACCATO A PORO APERTO.
<b>FIANCO</b>	PANNELLO SCATOLATO CURVATO IMPIALLACCIATO ESTERNAMENTE NOCE O FRASSINO SPAZZOLATO ED INTERNAMENTE IN NOCE TANGANICA SP. CM. 7.5, VERNICIATO O LACCATO A PORO APERTO.
<b>SCHIENALE</b>	PANNELLO DI MULTISTRATO PIOPPO SP. CM. 0.8 VERNICIATO O LACCATO.
<b>ANTA</b>	LISTELLARE IMPIALLACCIATO IN NOCE TANGANICA O FRASSINO SPAZZOLATO SP. CM. 2.5 E PANNELLO DECORATIVO IN MDF IMPIALLACCIATO IN NOCE O FRASSINO SP. CM. 0.4, VERNICIATO O LACCATO A PORO APERTO.
<b>APERTURA</b>	CHIAVE IN FINITURA NICHEL LUCIDO O PUSH-PULL E PUSH-PULL PER I CASSETTI.

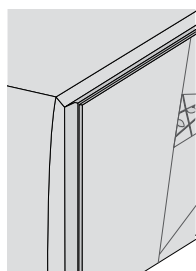
#### SIDEBOARD

<b>TOP</b>	BLOCKBOARD PANEL VENEERED IN WALNUT OR BRUSHED ASHWOOD TH. CM. 1.5, PAINTED OR OPEN PORE LACQUERED.
<b>SIDE PANEL</b>	CURVED PANEL VENEERED ON THE OUTSIDE IN WALNUT OR BRUSHED ASHWOOD AND INSIDE IN TANGANICA WALNUT TH. CM. 7.5, PAINTED OR OPEN PORE LACQUERED.
<b>BACK PANEL</b>	POPLAR MULTILAYER PANEL TH. CM. 0.8 PAINTED OR LAQUERED.
<b>DOOR</b>	BLOCKBOARD VENEERED IN TANGANICA WALNUT OR BRUSHED ASHWOOD TH. CM. 2.5 AND MDF DECORATIVE PANEL VENEERED IN WALNUT OR ASHWOOD TH. CM. 0.4, PAINTED OR OPEN PORE LACQUERED.
<b>OPENING</b>	KEY IN GLOSSY NICKEL FINISH OR PUSH-PULL AND PUSH-PULL FOR DRAWERS.

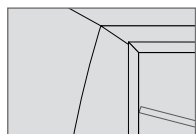
#### MONDRIAN



FIANCO BOMBATO  
CURVED SIDE PANEL



APERTURA MANUALE  
MANUAL OPENING



PARTICOLARE TOP A FOLDING  
FOLDING TOP DETAIL

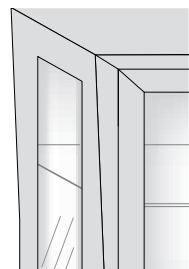
#### CREDENZA

<b>TOP</b>	PANNELLO DI LISTELLARE IMPIALLACCIATO IN NOCE O FRASSINO SPAZZOLATO SP. CM. 4.3, VERNICIATO O LACCATO A PORO APERTO.
<b>FIANCO</b>	PANNELLO SCATOLATO CURVATO IMPIALLACCIATO ESTERNAMENTE IN NOCE O FRASSINO SPAZZOLATO ED INTERNAMENTE IN NOCE TANGANICA DI SP. CM. .9, VERNICIATO O LACCATO A PORO APERTO.
<b>SCHIENALE</b>	PANNELLO DI MULTISTRATO PIOPPO SP. CM. 0.8, VERNICIATO O LACCATO.
<b>ANTA</b>	LISTELLARE IMPIALLACCIATO NOCE TANGANICA O FRASSINO SPAZZOLATO SP. CM. 2.5 E PANNELLO DECORATIVO DI MDF IMPIALLACCIATO IN NOCE O FRASSINO SP. CM. 0.4, VERNICIATO O LACCATO A PORO APERTO.
<b>MANIGLIA</b>	APERTURA MANUALE.

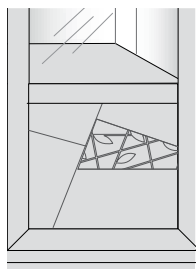
#### SIDEBOARD

<b>TOP</b>	BLOCKBOARD PANEL VENEERED IN WALNUT OR BRUSHED ASHWOOD TH. CM. 4.3, PAINTED OR OPEN PORE LACQUERED.
<b>SIDE PANEL</b>	CURVED PANEL VENEERED ON THE OUTSIDE IN WALNUT OR BRUSHED ASHWOOD AND INSIDE IN TANGANICA WALNUT TH. CM. .9, PAINTED OR OPEN PORE LACQUERED.
<b>BACK PANEL</b>	POPLAR MULTILAYER PANEL TH. CM. 0.8, PAINTED OR LAQUERED.
<b>DOOR</b>	BLOCKBOARD VENEERED TANGANICA WALNUT OR BRUSHED ASHWOOD TH. CM. 2.5 AND MDF DECORATIVE PANEL, VENEERED IN WALNUT OR ASHWOOD TH. CM. 0.4, PAINTED OR OPEN PORE LACQUERED.
<b>HANDLE</b>	MANUAL OPENING.

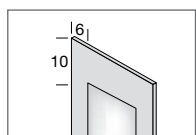
#### DECOR WOOD



FIANCO SAGOMATO  
SHAPED SIDE PANEL



PANNELLO CON DECORO LEGNO  
PANEL WITH WOODEN DECORATION



FIANCO CON VETRO  
SIDE PANEL WITH GLASS

#### VETRINA

<b>CAPPELLO</b>	PANNELLO DI LISTELLARE IMPIALLACCIATO IN NOCE TANGANICA O FRASSINO SP. CM. 1.8, VERNICIATO O LACCATO.
<b>TELAIO</b>	FRONTALE VETRINA IN MASSELLO DI NOCE O FRASSINO SP. CM. 3.2, VERNICIATO O LACCATO A PORO APERTO.
<b>FONDO</b>	PANNELLO DI LISTELLARE IMPIALLACCIATO IN NOCE TANGANICA O FRASSINO SP. CM. 1.8
<b>FIANCO</b>	MASSELLO DI TOULIPIER O FRASSINO SAGOMATO SP. CM. 4, VERNICIATO O LACCATO A PORO APERTO. VETRO FLOAT SP. CM. 0.4.
<b>SCHIENALE</b>	PANNELLO DI MULTISTRATO IMPIALLACCIATO TANGANICA O FRASSINO SP. CM. 0.8, PROFILO SUPPORTO RIPIANI IN MASSELLO DI TOULIPIER SP. CM. 6, VERNICIATO O LACCATO.
<b>ANTA</b>	MASSELLO TOULIPIER O FRASSINO SP. CM. 2.7 E PANNELLO DECORATIVO IN MULTISTRATO IMPIALLACCIATO NOCE O FRASSINO SPAZZOLATO SP. CM. 0.5, VERNICIATO O LACCATO A PORO APERTO. VETRO FLOAT SP. CM. 0.4. PANNELLO PORTA MULTISTRATI NOCE O FRASSINO SPAZZOLATO CON DECORO PANNELLO MDF SP. CM. 0.4 IMPIALLACCIATO NOCE O FRASSINO VERNICIATO O VERNICIATO O LACCATO A PORO APERTO.
<b>APERTURA</b>	CHIAVE DI SERIE IN FINITURA NICHEL LUCIDO.

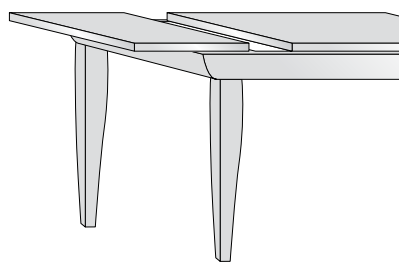
#### DISPLAY UNIT

<b>TOP</b>	BLOCKBOARD PANEL VENEERED IN TANGANICA WALNUT OR ASHWOOD TH. CM. 1.8, PAINTED OR LACQUERED.
<b>FRAME</b>	DISPLAY UNIT FRONT IN WALNUT SOLID WOOD OR SOLID ASHWOOD TH. CM. 3.2, PAINTED OR OPEN PORE LACQUERED.
<b>BOTTOM PANEL</b>	BLOCKBOARD PANEL VENEERED IN TANGANICA WALNUT OR ASHWOOD TH. CM. 1.8
<b>SIDE PANEL</b>	TOULIPIER SOLID WOOD OR SHAPED SOLID ASHWOOD TH. CM. 4, PAINTED OR OPEN PORE LACQUERED. FLOAT GLASS TH. CM. 0.4.
<b>BACK PANEL</b>	MULTILAYER VENEERED PANEL TANGANICA OR ASHWOOD TH. CM. 0.8, SHELF SUPPORT PROFILE IN TOULIPIER SOLID WOOD TH. CM. 6, PAINTED OR LACQUERED.
<b>DOOR</b>	TOULIPIER SOLID WOOD OR SOLID ASHWOOD TH. CM. 2.7 AND MULTILAYER DECORATIVE PANEL VENEERED IN WALNUT OR BRUSHED ASHWOOD TH. CM. 0.5, PAINTED OR OPEN PORE LACQUERED. FLOAT GLASS TH. CM. 0.4.
<b>OPENING</b>	MULTILAYER DOOR PANEL IN WALNUT OR BRUSHED ASHWOOD WITH MED DECORATIVE PANEL TH. CM. 0.4 VENEERED IN WALNUT OR ASHWOOD PAINTED OR PAINTED OR OPEN PORE LACQUERED.
<b>OPENING</b>	STANDARD KEY IN GLOSSY NICKEL FINISH.

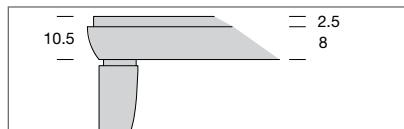
### TAVOLI E TAVOLINI

#### TABLES AND SMALL TABLES

DECOR



**TAVOLO ALLUNGABILE:**  
IL PIANO SCORRE LATERALMENTE PER POTER INSERIRE L'ALLUNGA  
EXTENDING TABLE  
THE TOP SLIDES SIDEWAYS TO ACCOMMODATE THE EXTENSION.



**PROFILO TAVOLO**  
TABLE PROFILE

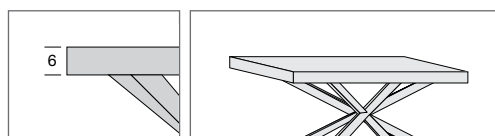
#### TAVOLO RETTANGOLARE E QUADRATO FISSO E ALLUNGABILE

<b>PIANO</b>	PANNELLO DI PARTICELLE DI LEGNO IMPIALLACCIATO IN NOCE O FRASSINO SPAZZOLATO, BORDATO IN MASSELLO DI TOULIPIER O FRASSINO SPAZZOLATO SP. CM. 2.6, VERNICIATO O LACCATO A PORO APERTO.
<b>ALLUNGA</b>	PANNELLO DI PARTICELLE DI LEGNO IMPIALLACCIATO IN NOCE O FRASSINO SPAZZOLATO, BORDATO IN MASSELLO DI TOULIPIER O FRASSINO SP. CM. 2.6, VERNICIATO O LACCATO A PORO APERTO.
<b>STRUTTURA</b>	MASSELLO DI TOULIPIER O FRASSINO SPAZZOLATO SP. CM. 3.4, VERNICIATO O LACCATO A PORO APERTO.
<b>GAMBA</b>	MASSELLO DI TOULIPIER O FRASSINO SPAZZOLATO SP. CM. 11, VERNICIATO O LACCATO A PORO APERTO.

#### SQUARE AND RECTANGULAR FIXED AND EXTENDABLE TABLE

<b>TOP</b>	WOOD PARTICLE BOARD PANEL VENEERED IN WALNUT OR BRUSHED ASHWOOD, EDGE IN TOULIPIER SOLID WOOD OR SOLID ASHWOOD TH. CM. 2.6, PAINTED OR OPEN PORE LACQUERED.
<b>EXTENSION</b>	WOOD PARTICLE BOARD PANEL VENEERED IN WALNUT OR BRUSHED ASHWOOD, EDGE IN TOULIPIER SOLID WOOD OR SOLID ASHWOOD TH. CM. 2.6, PAINTED OR OPEN PORE LACQUERED.
<b>STRUCTURE</b>	TOULIPIER SOLID WOOD OR BRUSHED SOLID ASHWOOD TH. CM. 3.4, PAINTED OR OPEN PORE LACQUERED.
<b>LEG</b>	TOULIPIER SOLID WOOD OR BRUSHED SOLID ASHWOOD TH. CM. 11, PAINTED OR OPEN PORE LACQUERED.

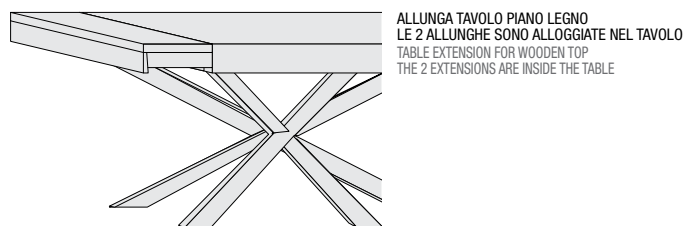
#### PIANO IN LEGNO FISSO FIXED WOODEN TOP



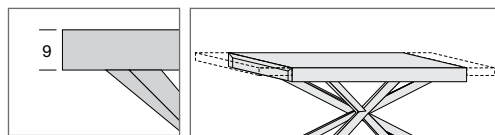
**PROFILO PIANO LEGNO**  
WOODEN TOP PROFILE

**PIANO RETTANGOLARE LEGNO FISSO**  
WOODEN RECTANGULAR FIXED TOP

#### PIANO IN LEGNO ALLUNGABILE EXTENSIBLE WOODEN TOP



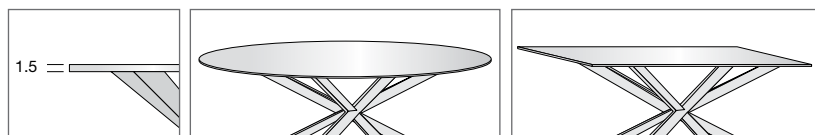
**ALLUNGA TAVOLO PIANO LEGNO**  
LE 2 ALLUNGHE SONO ALLOGGIATE NEL TAVOLO  
TABLE EXTENSION FOR WOODEN TOP  
THE 2 EXTENSIONS ARE INSIDE THE TABLE



**PROFILO PIANO LEGNO**  
WOODEN TOP PROFILE

**PIANO RETTANGOLARE LEGNO CON 2 ALLUNGHE DA 42**  
WOODEN RECTANGULAR TOP WITH 2X42 CM WIDE  
EXTENSIONS

#### PIANO IN CRISTALLO GLASS TOP



**PROFILO PIANO CRISTALLO**  
GLASS TOP PROFILE

**PIANO OVALE CRISTALLO**  
GLASS OVAL TOP

**PIANO RETTANGOLARE CRISTALLO**  
GLASS RECTANGULAR TOP

#### TAVOLO LEGNO E CRISTALLO

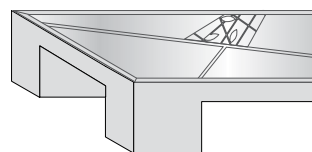
<b>PIANO E ALLUNGHE LEGNO</b>	PANNELLO DI LISTELLARE IMPIALLACCIATO IN NOCE O FRASSINO SPAZZOLATO SP. CM. 2.5, VERNICIATO O LACCATO A PORO APERTO. 2 ALLUNGHE DA 42 CM.
<b>PIANO CRISTALLO</b>	VETRO TEMPERATO SP. CM. 1.5.
<b>CASSETTI ALLUNGHE</b>	MASSELLO DI TOULIPIER O FRASSINO SPAZZOLATO SP. CM. 1.8 VERNICIATO O LACCATO A PORO APERTO.
<b>GAMBA IN LEGNO</b>	MASSELLO DI TOULIPIER SP. CM. 8, VERNICIATO O LACCATO A PORO APERTO.

#### WOODEN AND GLASS TABLE

<b>WOODEN EXTENSIONS AND TOP</b>	BLOCKBOARD PANEL VENEERED IN WALNUT OR BRUSHED ASHWOOD TH. CM. 2.5, PAINTED OR OPEN PORE LACQUERED. 2 ALLUNGHE DA 42 CM.
<b>GLASS TOP</b>	TEMPERED GLASS TH. CM. 1.5.
<b>EXTENSION DRAWERS</b>	TOULIPIER SOLID WOOD OR BRUSHED SOLID ASHWOOD TH. CM. 1.8 PAINTED OR OPEN PORE LACQUERED.
<b>WOODEN LEG</b>	TOULIPIER SOLID WOOD TH. CM. 8, PAINTED OR OPEN PORE LACQUERED.

PANDORA

DECOR



**PIANO DECORATO CON TOP VETRO INCASSATO**  
NELLA STRUTTURA  
DECORATED TOP WITH GLASS TOP BUILT IN THE  
STRUCTURE

#### TAVOLINO QUADRATO E RETTANGOLARE

<b>PIANO</b>	PANNELLO DI LISTELLARE IMPIALLACCIATO IN NOCE O FRASSINO SPAZZOLATO SP. CM. 1.8, VERNICIATO O LACCATO A PORO APERTO.
<b>DECORO</b>	PANNELLO DI MDF IMPIALLACCIATO IN NOCE O FRASSINO SP. CM. 0.4, VERNICIATO O LACCATO A PORO APERTO.
<b>STRUTTURA</b>	MASSELLO DI TOULIPIER O FRASSINO SPAZZOLATO SP. CM. 2.6, VERNICIATO O LACCATO A PORO APERTO.
<b>TOP</b>	VETRO SP. CM. 0.6.

#### RECTANGULAR AND SQUARE TABLE

<b>TOP</b>	BLOCKBOARD PANEL VENEERED IN WALNUT OR BRUSHED ASHWOOD TH. CM. 1.8, PAINTED OR OPEN PORE LACQUERED.
<b>DECORATION</b>	MDF PANEL VENEERED IN WALNUT OR ASHWOOD TH. CM. 0.4, PAINTED OR OPEN PORE LACQUERED.
<b>STRUCTURE</b>	TOULIPIER SOLID WOOD OR BRUSHED SOLID ASHWOOD TH. CM. 2.6, PAINTED OR OPEN PORE LACQUERED.
<b>TOP</b>	GLASS TH. CM. 0.6.



# DECOR NOTTE - NIGHT

## ARMADI WARDROBES

PER SPECIFICHE MONTAGGIO VEDI PAG. 61  
FOR ASSEMBLY SPECIFICATIONS SEE PAGE 61

### DECOR

2 ANTE SCORREVOLI  
2 SLIDING DOORS

ATTREZZATURA INTERNA: 2 RIPIANI,  
4 TUBI APPENDIABILI

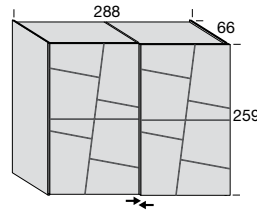
INTERIOR FITTINGS: 2 SHELVES,  
4 CLOTHES HANGING RAILS

MAGGIORAZIONE PER SCOCCA ARMADIO IN  
PANNELLO DI TAMBURATO  
INCREASE FOR WARDROBE STRUCTURE IN HOLLOW-  
CORE PANEL.

+ 484

NOCE-FRASSINO / WALNUT-ASHWOOD

ARMADIO 2 ANTE SCORREVOLI  
WARDROBE WITH 2 WIDE SLIDING DOORS



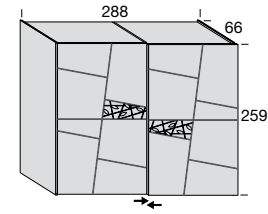
MAGG. ANTA SPORGENTE A SX  
SURCH. FOR LH PROTRUDING DOOR + 5%

<b>DCN8061K</b>	<b>OPTIONAL</b>
	L. 140
<b>4.753</b>	<b>+ 427</b>

mc 1,30 – Kg 258

mc 0,44 – Kg 54

ARMADIO 2 ANTE SCORREVOLI  
WARDROBE WITH 2 WIDE SLIDING DOORS



CON DECORO FOGLIA  
WITH LEAF DECORATION

MAGG. ANTA SPORGENTE A SX  
SURCH. FOR LH PROTRUDING DOOR + 5%

<b>DCN8001K</b>	<b>OPTIONAL</b>
	L. 140
<b>4.971</b>	<b>+ 427</b>

mc 1,30 – Kg 258

mc 0,44 – Kg 54

### DECOR

3 ANTE SCORREVOLI  
3 SLIDING DOORS

ATTREZZATURA INTERNA: 3 RIPIANI,  
6 TUBI APPENDIABILI

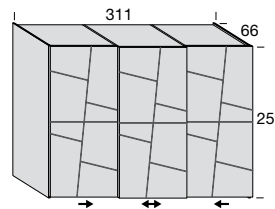
INTERIOR FITTINGS: 3 SHELVES,  
6 CLOTHES HANGING RAILS

MAGGIORAZIONE PER SCOCCA ARMADIO IN  
PANNELLO DI TAMBURATO  
INCREASE FOR WARDROBE STRUCTURE IN HOLLOW-  
CORE PANEL.

+ 529

NOCE-FRASSINO / WALNUT-ASHWOOD

ARMADIO 3 ANTE SCORREVOLI  
WARDROBE WITH 3 WIDE SLIDING DOORS

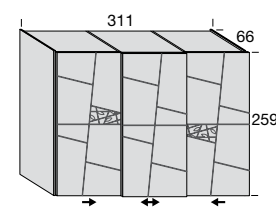


<b>DCN8361K</b>	<b>OPTIONAL</b>
	L. 100
<b>6.387</b>	<b>+ 410</b>

mc 1,40 – Kg 290

mc 0,44 – Kg 54

ARMADIO 3 ANTE SCORREVOLI  
WARDROBE WITH 3 WIDE SLIDING DOORS



ANTE ESTERNE DECORO FOGLIA  
EXTERNAL DOORS WITH LEAF DECORATION

<b>DCN8301K</b>	<b>OPTIONAL</b>
	L. 100
<b>6.454</b>	<b>+ 410</b>

mc 1,40 – Kg 290

mc 0,35 – Kg 42

### DECOR

3 ANTE SCORREVOLI  
3 SLIDING DOORS

ATTREZZATURA INTERNA: 3 RIPIANI,  
6 TUBI APPENDIABILI

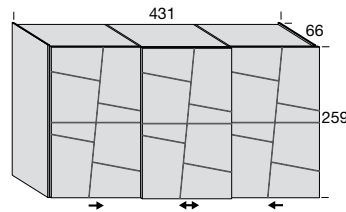
INTERIOR FITTINGS: 3 SHELVES,  
6 CLOTHES HANGING RAILS

MAGGIORAZIONE PER SCOCCA ARMADIO IN  
PANNELLO DI TAMBURATO  
INCREASE FOR WARDROBE STRUCTURE IN HOLLOW-  
CORE PANEL.

+ 551

NOCE-FRASSINO / WALNUT-ASHWOOD

ARMADIO 3 ANTE SCORREVOLI  
WARDROBE WITH 3 WIDE SLIDING DOORS

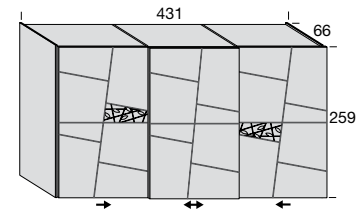


<b>DCN8561K</b>	<b>OPTIONAL</b>
	L. 140
<b>6.943</b>	<b>+ 427</b>

mc 1,75 – Kg 380

mc 0,44 – Kg 54

ARMADIO 3 ANTE SCORREVOLI  
WARDROBE WITH 3 WIDE SLIDING DOORS



ANTE ESTERNE CON DECORO FOGLIA  
EXTERNAL DOORS WITH LEAF DECORATION

<b>DCN8501K</b>	<b>OPTIONAL</b>
	L. 140
<b>7.016</b>	<b>+ 427</b>

mc 1,75 – Kg 380

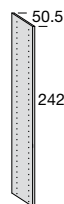
mc 0,44 – Kg 54

### ATTREZZATURA INTERNA DECORATIVO COLOR OLMO SBIANCATO

INTERIOR FITTINGS  
BLEACHED ELM DECORATIVE  
COLOR

PER ATTREZZATURA INTERNA FRASSINO  
TINTO ACACIA VEDI PAG. 178  
FOR INTERNAL EQUIPMENT IN STAINED  
ACACIA SEE PAGE 178

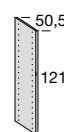
DIVISORIO INTERNO SP. 2.5  
INTERNAL PARTITIONS TH. 2.5



<b>ACS1022C</b>
<b>377</b>

mc 0,10 – Kg 24

DIVISORIO INTERNO SP. 2.5  
INTERNAL PARTITIONS TH. 2.5



<b>ACS1021C</b>
<b>202</b>

mc 0,05 – Kg 10

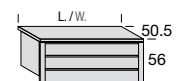
KIT 2 LUCI LED L. 100  
KIT FOR 2 LED LIGHTS W. 100



CON SENSORE E TRASFORMATORE (1 DX E 1 SX)  
WITH SENSOR AND TRANSFORMER (1 RH AND 1 LH)

<b>ACS1080K</b>
<b>579</b>

CASSETTIERA "EASY" 3 CASSETTI  
"EASY" DRAWER UNIT WITH 3 DRAWERS



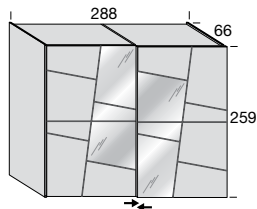
GUIDE AMMORTIZZATE  
SOFT-CLOSE GUIDES

<b>ACS3110K</b>	<b>ACS3100K</b>
L.100	L.140
<b>410</b>	<b>427</b>

mc 0,35 – Kg 42    mc 0,44 – Kg 54

STRUTTURA INTERNA DECORATIVO COLOR OLMO SBIANCATO ED ESTERNO NOCE TANGANICA O FRASSINO  
INTERNAL STRUCTURE IN BLEACHED ELM COLOR DECORATION AND EXTERNAL STRUCTURE IN TANGANICA WALNUT OR ASHWOOD

## ARMADIO 2 ANTE SCORREVOLI WARDROBE WITH 2 WIDE SLIDING DOORS

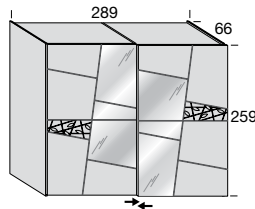


SPECCHIO ARGENTO  
SILVER MIRROR

MAGG. ANTA SPORGENTE A SX  
SURCH. FOR LH PROTRUDING DOOR + 5%

DCN8041K	OPTIONAL	
	L. 140	SPECCHI MIRRORS
<b>5.163</b>	+ 427	+ 208
mc 1,30 - Kg 273	mc 0,44 - Kg 54	

## ARMADIO 2 ANTE SCORREVOLI WARDROBE WITH 2 WIDE SLIDING DOORS

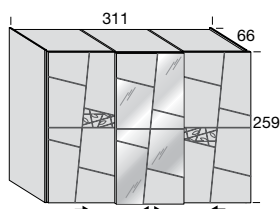


SPECCHIO ARGENTO E DECORO FOGLIA  
SILVER MIRROR AND LEAF DECORATION

MAGG. ANTA SPORGENTE A SX  
SURCH. FOR LH PROTRUDING DOOR + 5%

DCN8051K	OPTIONAL	
	L. 140	SPECCHI MIRRORS
<b>5.213</b>	+ 427	+ 208
mc 1,30 - Kg 273	mc 0,44 - Kg 54	

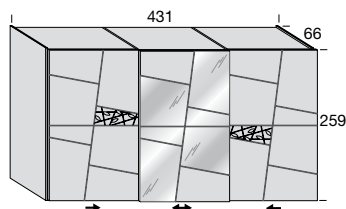
## ARMADIO 3 ANTE SCORREVOLI WARDROBE WITH 3 WIDE SLIDING DOORS



ANTA CENTRALE SPECCHIO ARGENTO E ANTE ESTERNE DECORO FOGLIA  
CENTRAL DOOR WITH SILVER MIRROR AND EXTERNAL DOORS WITH LEAF DECORATION

DCN8341K	OPTIONAL	
	L. 100	SPECCHI MIRRORS
<b>6.769</b>	+ 410	+ 208
mc 1,40 - Kg 294	mc 1,40 - Kg 294	

## ARMADIO 3 ANTE SCORREVOLI WARDROBE WITH 3 WIDE SLIDING DOORS



ANTA CENTRALE SPECCHIO ARGENTO E ANTE ESTERNE DECORO FOGLIA  
CENTRAL DOOR WITH SILVER MIRROR AND EXTERNAL DOORS WITH LEAF DECORATION

DCN8541K	OPTIONAL	
	L. 140	SPECCHI MIRRORS
<b>7.315</b>	+ 427	+ 208
mc 1,75 - Kg 395	mc 0,44 - Kg 54	

## RIPIANI SP. 3,6 CM SHELVES TH. 3,6 CM



ACS1014C	ACS1013C	ACS1012C	ACS1016C	ACS1011C
L. 45	L. 70	L. 90	L. 100	L. 140
<b>124</b>	<b>147</b>	<b>169</b>	<b>208</b>	<b>219</b>
mc 0,04 - Kg 4	mc 0,05 - Kg 8	mc 0,05 - Kg 11	mc 0,06 - Kg 13	mc 0,07 - Kg 15

## TUBO APPENDIABITI CLOTHES HANGING RAILS



ACS1104C	ACS1103C	ACS1102C	ACS1106C	ACS1101C
L. 45	L. 70	L. 90	L. 100	L. 140
<b>40</b>	<b>40</b>	<b>50</b>	<b>50</b>	<b>50</b>

## MAGGIORAZIONI E RIDUZIONI SURCHARGES AND REDUCTIONS

RIDUZIONI SINGOLE  
SINGLE ADJUSTMENTS

LUNGHEZZA LENGTH	+ 30%
PROFONDITÀ DEPTH	
ALTEZZA HEIGHT	

RIDUZIONI COMBinate TRA LORO  
COMBINED ADJUSTMENTS

RIDUZIONE DI 2 MISURE REDUCTION OF 2 DIMENSIONS	+ 40%
--	-------

ES. RIDUZIONE IN LUNGHEZZA +  
PROFONDITÀ O PROFONDITÀ + ALTEZZA ECC.  
EX. OF REDUCTION IN LENGTH +  
DEPTH OR DEPTH + HEIGHT ETC.

## OPTIONAL OPTIONAL

CASSETTIERA "EASY" 3 CASSETTI  
"EASY" DRAWER UNIT WITH 3 DRAWERS

SPECCHI  
MIRRORS  
MAGGIORAZIONE SPECCHI TUTTI  
BRONZO O TUTTI FUMÉ  
SURCHARGE EVERY BRONZE OR  
SMOKED GREY MIRRORS

POSSIBILITÀ DI FRONTALE DIVERSO  
DALLA SCOCCA, SPECIFICARE LA  
FINITURA SCELTA

IN CASE OF FRONT DIFERENT FROM  
THE CARCASE CONSIDER THE  
HIGHER PRICE OF THE CHOOSEN  
FINISH

# DECOR NOTTE - NIGHT

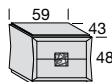
## COMODINO, COMÒ, SETTIMINO E SPECCHIERE

### BEDSIDE TABLE, CHEST OF DRAWERS, 6-DRAWER CHEST AND MIRRORS

#### COMODINO, COMÒ, SETTIMINO DECOR

DECOR BEDSIDE TABLE,  
CHEST OF DRAWER AND  
6-DRAWER CHEST

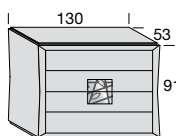
COMODINO 2 CASSETTI  
BEDSIDE TABLE WITH 2 DRAWERS



APERTURA PUSH-PULL  
PUSH-PULL OPENING

**DCN7001K**

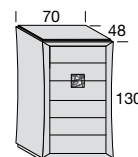
COMÒ 4 CASSETTI  
4-DRAWER CHEST



APERTURA PUSH-PULL  
PUSH-PULL OPENING

**DCN6001K**

SETTIMINO 6 CASSETTI  
6-DRAWER CHEST



APERTURA PUSH-PULL  
PUSH-PULL OPENING

**DCN6041K**

LE RIDUZIONI IN ALTEZZA  
SONO DA VALUTARE SINGOLARMENTE  
HEIGHT REDUCTION  
HAVE TO BE EVALUATE SEPARATELY

NOCE-FRASSINO / WALNUT-ASHWOOD

**983**

mc 0,18 – Kg 25

**2.292**

mc 0,82 – Kg 82

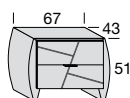
**2.292**

mc 0,60 – Kg 71

#### COMODINO, COMÒ MONDRIAN

BEDSIDE TABLE,  
CHEST OF DRAWER  
MONDRIAN

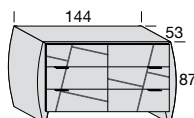
COMODINO 2 CASSETTI  
BEDSIDE TABLE WITH 2 DRAWERS



APERTURA CON MANIGLIE  
OPENING WITH HANDLES

**DCN7701K**

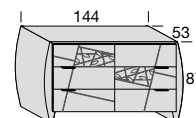
COMÒ 3 CASSETTI  
3-DRAWER CHEST



APERTURA CON MANIGLIE  
OPENING WITH HANDLES

**DCN6621K**

COMÒ 3 CASSETTI  
3-DRAWER CHEST



CON DECORO FOGLIA, APERTURA CON MANIGLIE  
WITH LEAF DECORATION, OPENING WITH HANDLES

**DCN6601K**

NOCE-FRASSINO / WALNUT-ASHWOOD

**1.135**

mc 0,20 – Kg 27

**2.646**

mc 0,82 – Kg 90

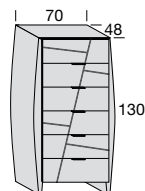
**2.669**

mc 0,82 – Kg 90

#### SETTIMINO MONDRIAN

MONDRIAN  
6-DRAWER CHEST

SETTIMINO 6 CASSETTI  
6-DRAWER CHEST



APERTURA CON MANIGLIE  
OPENING WITH HANDLES

**DCN6641K**

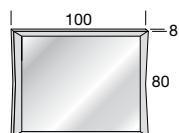
NOCE-FRASSINO / WALNUT-ASHWOOD

**2.669**

mc 0,70 – Kg 81

#### SPECCHIERE MIRRORS

SPECCHIERA ELIOS  
ELIOS MIRROR



CORNICE IN LEGNO  
WOODEN FRAME

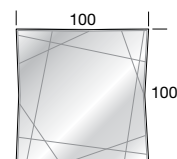
**DCN9010K**

NOCE-FRASSINO / WALNUT-ASHWOOD

**618**

mc 0,08 – Kg 14

SPECCHIERA DECOR  
DECOR MIRROR



VETRO INCISO  
RIDGED GLASS

**DCN9001K**

**584**

mc 0,11 – Kg 27

#### MAGGIORAZIONI E RIDUZIONI SURCHARGES AND REDUCTIONS

RIDUZIONI SINGOLE  
SINGLE ADJUSTMENTS

LUNGHEZZA LENGTH	+ 30%
PROFONDITÀ DEPTH	
NO RIDUZIONI IN ALTEZZA HEIGHT REDUCTIONS NOT POSSIBLE	

RIDUZIONI COMBinate TRA LORO  
COMBINED ADJUSTMENTS

LUNGHEZZA + PROFONDITÀ LENGTH + DEPTH	+ 40%
--	-------

PER ULTERIORI MODIFICHE  
RICHIEDERE PREVENTIVO  
FOR MODIFICATIONS  
ASK FOR AN ESTIMATE.



## VETRINE E CREDENZE DISPLAY UNITS AND SIDEBOARDS

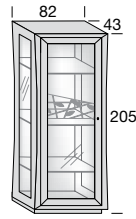
### VETRINA DECOR DECORO INCISO SU VETRO

#### DECOR DISPLAY UNIT EDGED DECORATION ON GLASS

LE RIDUZIONI IN ALTEZZA SONO DA VALUTARE SINGOLARMENTE  
HEIGHT REDUCTION HAVE TO BE EVALUATE SEPARATELY

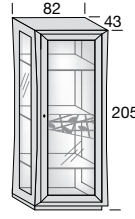
NOCE-FRASSINO / WALNUT-ASHWOOD

VETRINA 1 ANTA SX  
DISPLAY UNIT WITH 1 DOOR LH



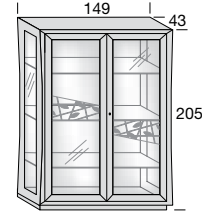
DCG3121K	OPTIONAL
	1 LED
2.180	+ 107
mc 0,94 - Kg 66	

VETRINA 1 ANTA DX  
DISPLAY UNIT WITH 1 DOOR RH



DCG3021K	OPTIONAL
	1 LED
2.180	+ 107
mc 0,94 - Kg 66	

VETRINA 2 ANTE  
DISPLAY UNIT WITH 2 DOORS



DCG3061K	OPTIONAL
	2 LED
3.033	+ 214
mc 1,55 - Kg 90	

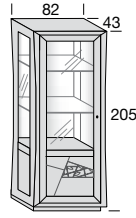
### VETRINA DECOR WOOD PANNELLO E DECORO LEGNO

#### DECOR WOOD DISPLAY UNIT PANEL AND WOODEN DECORATION

LE RIDUZIONI IN ALTEZZA SONO DA VALUTARE SINGOLARMENTE  
HEIGHT REDUCTION HAVE TO BE EVALUATE SEPARATELY

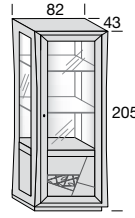
NOCE-FRASSINO / WALNUT-ASHWOOD

VETRINA 1 ANTA SX  
DISPLAY UNIT WITH 1 DOOR LH



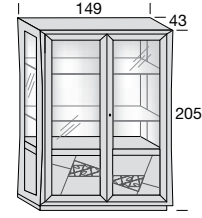
DCG3131K	OPTIONAL
	1 LED
2.528	+ 107
mc 0,95 - Kg 70	

VETRINA 1 ANTA DX  
DISPLAY UNIT WITH 1 DOOR RH



DCG3031K	OPTIONAL
	1 LED
2.528	+ 107
mc 0,95 - Kg 70	

VETRINA 2 ANTE  
DISPLAY UNIT WITH 2 DOORS



DCG3091K	OPTIONAL
	2 LED
3.455	+ 214
mc 1,55 - Kg 96	

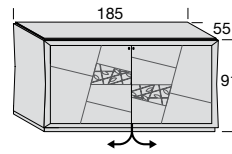
### CREDENZE DECOR DECOR SIDEBOARDS

1 RIPIANO LEGNO AL POSTI DI VETRO + 85  
1 WOODEN SHELF IN PLACE OF GLASS

LE RIDUZIONI IN ALTEZZA SONO DA VALUTARE SINGOLARMENTE  
HEIGHT REDUCTION HAVE TO BE EVALUATE SEPARATELY

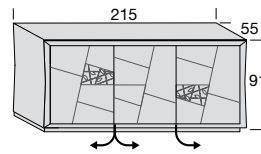
NOCE-FRASSINO / WALNUT-ASHWOOD

CREDENZA 2 ANTE, 2 RIPIANI VETRO  
SIDEBOARD WITH 2 DOORS, 2 GLASS SHELVES



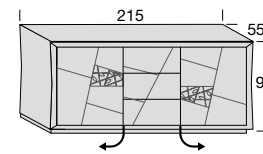
DCG2021K	OPTIONAL
	ACS2000K
	2 CASSETTI INTERNI 2 INTERNAL DRAWERS
2.837	+ 534
mc 1,20 - Kg 86	mc 0,20 - Kg 10

CREDENZA 3 ANTE, 3 RIPIANI VETRO  
SIDEBOARD WITH 3 DOORS, 3 GLASS SHELVES



DCG2061K	OPTIONAL
	1 CASSETTO INTERNO 1 INTERNAL DRAWER
3.106	+ 281
mc 1,40 - Kg 96	

CREDENZA 2 ANTE E 3 CASSETTI CENTRALI,  
2 RIPIANI VETRO  
SIDEBOARD WITH 2 DOORS AND 3 CENTRAL,  
2 GLASS SHELVES



DCG2051K	
APERTURA PUSH-PULL PUSH-PULL OPENING	
3.735	
mc 1,40 - Kg 96	

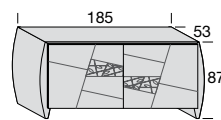
### CREDENZA MONDRIAN MONDRIAN SIDEBOARD

RIPIANI LEGNO AL POSTO DI VETRO + 169  
WOODEN SHELVES INSTEAD OF GLASS SHELVES

LE RIDUZIONI IN ALTEZZA SONO DA VALUTARE SINGOLARMENTE  
HEIGHT REDUCTION HAVE TO BE EVALUATE SEPARATELY

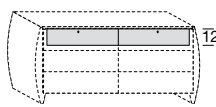
NOCE-FRASSINO / WALNUT-ASHWOOD

CREDENZA 2 ANTE,  
2 RIPIANI VETRO  
SIDEBOARD WITH 2 DOORS,  
2 GLASS SHELVES



DCG2221K	
APERTURA CON MANIGLIE OPENING WITH HANDLES	
3.090	
mc 1,00 - Kg 90	

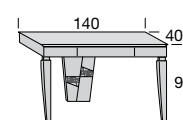
CASSETTIERA 2 CASSETTI  
INTERNA ALLA CREDENZA  
CON GUIDE AMMORTIZZATE  
DRAWER UNIT WITH 2 DRAWERS  
INSIDE THE SIDEBOARD WITH  
SOFT-CLOSE GUIDES



OPTIONAL	
ACS2200K	
567	
mc 0,20 - Kg 10	

### CONSOLLE DECOR DECOR CONSOLE

CONSOLLE 1 CASSETTO  
1 DRAWER CONSOLE



DCN7841K	
2.119	
mc ??? - Kg ???	

### MAGGIORAZIONI E RIDUZIONI SURCHARGES AND REDUCTIONS

#### RIDUZIONI SINGOLE SINGLE ADJUSTMENTS

LUNGHEZZA LENGTH	+ 30%
PROFONDITÀ DEPTH	

#### RIDUZIONI COMBinate TRA LORO COMBINED ADJUSTMENTS

LUNGHEZZA + PROFONDITÀ LENGTH + DEPTH	+ 40%
--	-------

PER ULTERIORI MODIFICHE  
RICHIEDERE PREVENTIVO  
FOR MODIFICATIONS  
ASK FOR AN ESTIMATE.

### OPTIONAL OPTIONAL

LED	
	1 LED
	2 LEDS

\* SPECIFICARE CON O  
SENZA DECORO FOGLIA  
(IL PREZZO È LO STESSO)  
PLEASE SPECIFY WITH  
OR WITHOUT LEAF  
DECORATION  
(THE PRICE IS THE SAME)

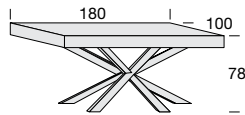
# DECOR GIORNO - DAY

## TAVOLI TABLES

### TAVOLO PANDORA PANDORA TABLE

TAVOLO RETTANGOLARE FISSO  
RECTANGULAR FIXED TABLE

**NEW**

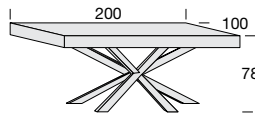


DCG4231K	OPTIONAL
	PIANO - TOP SAHARA NOIRE KALACATTA
<b>3.090</b>	<b>+1.191</b>

mc 1,23 - Kg 125

TAVOLO RETTANGOLARE FISSO  
RECTANGULAR FIXED TABLE

**NEW**



DCG4241K	OPTIONAL
	PIANO - TOP SAHARA NOIRE KALACATTA
<b>3.236</b>	<b>+1.320</b>

mc 1,30 - Kg 130

NON SONO POSSIBILI RIDUZIONI ALLE GAMBE  
LEG REDUCTIONS NOT POSSIBLE

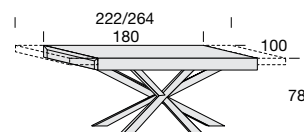
NOCE-FRASSINO / WALNUT-ASHWOOD

MAGGIORAZIONI E RIDUZIONI  
SURCHARGES AND REDUCTIONS

PER MODIFICHE E  
RIDUZIONI TAVOLI,  
RICHIEDERE PREVENTIVO  
FOR TABLE MODIFICATIONS  
AND REDUCTIONS, ASK  
FOR AN ESTIMATE

TAVOLO RETTANGOLARE ALLUNGABILE  
RECTANGULAR EXTENDING TABLE

RIDUZIONE FINO MAX. 160X80 (2 ALLUNGHE DA 30)  
REDUCTION UP TO MAX. 160X80 (2X30 CM WIDE EXTENSIONS)



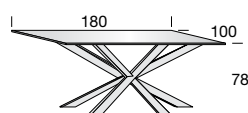
2 ALLUNGHE DA 22  
2 42 CM WIDE EXTENSIONS

DCG4031K
<b>3.904</b>

mc 1,23 - Kg 125

TAVOLO CON PIANO RETTANGOLARE IN CRISTALLO  
TABLE WITH RECTANGULAR GLASS TOP

RIDUZIONE FINO MAX. 160X80  
REDUCTION UP TO MAX. 160X80



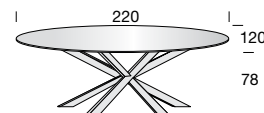
VETRO TRASPARENTE  
TRANSPARENT GLASS

DCG4141K
<b>3.500</b>

mc 1,23 - Kg 62

TAVOLO CON PIANO OVALE IN CRISTALLO  
TABLE WITH OVAL GLASS TOP

RIDUZIONE FINO MAX. 190X120  
REDUCTION UP TO MAX. 190X120



VETRO TRASPARENTE  
TRANSPARENT GLASS

DCG4131K
<b>4.157</b>

mc 1,23 - Kg 70

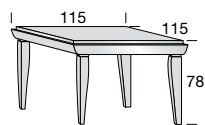
NON SONO POSSIBILI RIDUZIONI ALLE GAMBE  
LEG REDUCTIONS NOT POSSIBLE

NOCE-FRASSINO / WALNUT-ASHWOOD

### TAVOLO DECOR DECOR TABLE

TAVOLO QUADRATO FISSO  
SQUARE FIXED TABLE

**NEW**

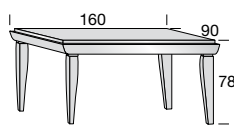


DCG4221K
<b>2.112</b>

mc 0,32 - Kg 42

TAVOLO RETTANGOLARE FISSO  
RECTANGULAR FIXED TABLE

**NEW**

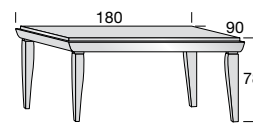


DCG4201K
<b>2.191</b>

mc 0,35 - Kg 47

TAVOLO RETTANGOLARE FISSO  
RECTANGULAR FIXED TABLE

**NEW**

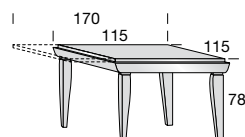


DCG4211K
<b>2.416</b>

mc 0,38 - Kg 50

NOCE-FRASSINO / WALNUT-ASHWOOD

TAVOLO QUADRATO ALLUNGABILE  
SQUARE EXTENDING TABLE

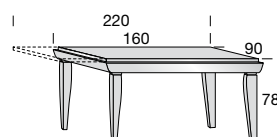


ALLUNGA DA 55  
55 CM WIDE EXTENSION

DCG4021K
<b>2.477</b>

mc 0,32 - Kg 42

TAVOLO RETTANGOLARE ALLUNGABILE  
RECTANGULAR EXTENDING TABLE

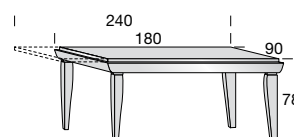


ALLUNGA DA 60  
60 CM WIDE EXTENSION

DCG4001K
<b>2.528</b>

mc 0,35 - Kg 47

TAVOLO RETTANGOLARE ALLUNGABILE  
RECTANGULAR EXTENDING TABLE



ALLUNGA DA 60  
60 CM WIDE EXTENSION

DCG4011K
<b>2.803</b>

mc 0,38 - Kg 50

NOCE-FRASSINO / WALNUT-ASHWOOD

TAVOLINI, SEDIE, PORTA TV E MADIE  
COFFEE TABLES, CHAIRS, TV UNIT AND CUPBOARDS

TAVOLINO DECOR  
CON DECORO FOGLIA  
DECOR SMALL TABLES  
WITH LEAF DECORATION

NEW

NEW



VETRO SU TOP  
GLASS ON TOP

DCG4550K

VETRO SU TOP  
GLASS ON TOP

DCG4570K

VETRO SU TOP  
GLASS ON TOP

DCG4560K

VETRO SU TOP  
GLASS ON TOP

DCG4580K

NOCE-FRASSINO / WALNUT-ASHWOOD

1.203

1.320

1.343

1.472

mc 0,26 – Kg 40

mc 0,38 – Kg 45

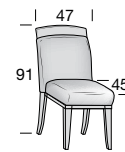
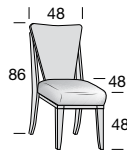
mc 0,27 – Kg 42

mc 0,40 – Kg 47

SEDIE  
CHAIRS

SEDIA DECOR  
DECOR CHAIR

SEDIA ELLE  
ELLE CHAIR



SEDILE IMBOTTITO  
UPHOLSTERED SEAT

CML1301K

CAT. A	CAT. B	CAT. C
ECOPELLE/ECONABUK ECOLEATHER/ECONABUK	LINO/VELLUTO LINEN/VELVET	PELLE LEATHER
522	618	708

NOCE-FRASSINO / WALNUT-ASHWOOD

mc 0,30 – Kg 8

SEDILE E SCHIENALE IMBOTTITO  
UPHOLSTERED BACK PANEL AND SEAT

CML1331K

CAT. A	CAT. B	CAT. C
ECOPELLE/ECONABUK ECOLEATHER/ECONABUK	LINO/VELLUTO LINEN/VELVET	PELLE LEATHER
562	624	821

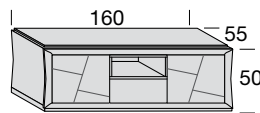
mc 0,30 – Kg 10

PORTA TV E MADIE DECOR  
DECOR TV UNIT AND  
CUPBOARDS

BASE PORTA TV 2 ANTE, 1 CASSETTO E VANO  
A GIORNO  
TV BASE UNIT WITH 2 DOORS, 1 DRAWER AND  
OPEN COMPART.

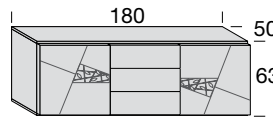
2 ANTE DECORATE, 3 CASSETTI, 2 RIPIANI  
VETRO  
2 DECORATED DOORS, 3 DRAWERS, 2 GLASS  
SHELVES

2 ANTE VETRO, 2 ANTE DECORATE,  
4 RIPIANI VETRO  
2 GLASS DOORS, 2 DECORATED DOORS,  
4 GLASS SHELVES



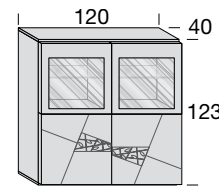
FIANCHI SAGOMATI  
SHAPED SIDE PANELS

DCG7801K



FIANCHI DRITTI  
STRAIGHT SIDE PANELS

DCC6205K



FIANCHI DRITTI  
STRAIGHT SIDE PANELS

DCC6241K

NOCE-FRASSINO / WALNUT-ASHWOOD

2.169

2.792

2.439

mc 0,45 – Kg 55

mc 0,67 – Kg 100

mc 0,70 – Kg 52

ACCESSORI OPTIONAL  
OPTIONAL ACCESSORIES

MULTIPRESA A SCOMPARSA CON SPORTELLINO  
APRI/CHIUDI IN METALLO  
CONCEALED MULTIPLE SOCKET WITH METAL  
OPEN/CLOSE FLAP



VERSIONE TV:  
1 PRESA SCHUKO  
2 PRESE USB RICARICA  
1 PRESA SAT.

TV VERSION:  
1 SCHUKO SOCKET  
2 SOCKETS USB CHARGE  
1 SAT. SOCKET

ZZZFE22030

556

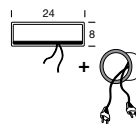
VERSIONE PC/MAC:  
1 PRESA SCHUKO  
2 PORTE USB DATI  
1 PORTA HDMI

PC/MAC VERSION:  
1 SCHUKO SOCKET  
2 USB PORT  
1 HDMI PORT

ZZZFE22031

556

KIT SPORTELLINO  
PASSACAVI + BORCHIA  
KIT FOR CABLE  
MANAGEMENT HOLE +  
COVER



ZZZFE22005

124

BARRA LED A BASSO  
CONSUMO  
ACCENSIONE TOUCH  
IN ALLUMINIO L. 37.2  
LOW CONSUMPTION  
LED BAR TOUCH SWITCH  
IN ALUMINIUM W. 37.2



ZZZFE22001

152

ALIMENTATORE  
POWER SUPPLY



ZZZFE22002

62

COLLEGAMENTO  
A CARICO DEL CLIENTE  
CONNECTIONS  
TO BE MADE BY THE CUSTOMER.

MAGGIORAZIONI E RIDUZIONI  
SURCHARGES AND REDUCTIONS

RIDUZIONI SINGOLE  
SINGLE ADJUSTMENTS

LUNGHEZZA LENGTH	+ 30%
PROFONDITÀ DEPTH	

RIDUZIONI COMBinate TRA LORO  
COMBINED ADJUSTMENTS

LUNGHEZZA + PROFONDITÀ LENGTH + DEPTH	+ 40%
--	-------

PER ULTERIORI MODIFICHE  
RICHIEDERE PREVENTIVO  
FOR MODIFICATIONS  
ASK FOR AN ESTIMATE.

\*

SPECIFICARE CON O  
SENZA DECORO FOGLIA  
(IL PREZZO È LO STESSO)

PLEASE SPECIFY WITH  
OR WITHOUT LEAF  
DECORATION  
(THE PRICE IS THE SAME)


### COMPOSIZIONE 120 COMPOSITION 120

		NOCE FRASSINO
1	<b>DCN5501K</b> LETTO MONDRIAN DA 160 CON TESTIERA IMBOTTITA ECOPELLE (CAT. A) 160 CM WIDE MONDRIAN BED WITH ECOLEATHER UPHOLSTERED HEADBOARD (CAT. A)	2.904
1	<b>DCN6601K</b> COMO MONDRIAN 3 CASSETTI DECORO LEGNO MONDRIAN 3-DRAWER CHEST W/WOODEN DECORATION	2.669
2	<b>DCN7701K</b> COMODINO MONDRIAN 2 CASSETTI MONDRIAN BEDSIDE TABLE WITH 2 DRAWERS	2.270
1	<b>DCN8001K</b> ARMADIO DECOR 2 ANTE SCORREVOLI CON DECORO LEGNO DECOR WARDROBE WITH 2 SLIDING DOORS AND WOODEN DECORATION	4.971
<b>PREZZO TOTALE COMPOSIZIONE</b> TOTAL PRICE FOR COMPOSITION		<b>12.814</b>



### COMPOSIZIONE 109 COMPOSITION 109

		NOCE FRASSINO
1	<b>DCN5501K</b> LETTO MONDRIAN DA 160 CON PANNELLO IMBOTTITO VELLUTO (CAT. B) 160 CM WIDE MONDRIAN BED WITH VELVET UPHOLSTERED PANEL (CAT. B)	3.247
1	<b>DCN6001K</b> COMO DECOR 4 CASSETTI CON DECORO LEGNO DECOR 4-DRAWER CHEST WITH WOODEN DECORATION	2.292
2	<b>DCN7001K</b> COMODINO DECOR 2 CASSETTI CON DECORO LEGNO DECOR BEDSIDE TABLE WITH 2 DRAWERS AND WOODEN DECORATION	1.966
1	<b>DCN8341K</b> ARMADIO DECOR 3 ANTE SCORREVOLI CON DECORO LEGNO E SPECCHIO ARGENTO DECOR WARDROBE WITH 3 SLIDING DOORS, WOODEN DECORATION AND SILVER MIRROR	6.769
<b>PREZZO TOTALE COMPOSIZIONE</b> TOTAL PRICE FOR COMPOSITION		<b>14.274</b>



### COMPOSIZIONE 123 COMPOSITION 123

		NOCE FRASSINO
1	<b>DCN5001K</b> LETTO ODETTA DA 160 CON TESTIERA LEGNO 160 CM WIDE ODETTA BED WITH WOODEN HEADBOARD	1.972
1	<b>DCN6001K</b> COMO DECOR 4 CASSETTI CON DECORO LEGNO DECOR 4-DRAWER CHEST WITH WOODEN DECORATION	2.292
2	<b>DCN7001K</b> COMODINO DECOR 2 CASSETTI CON DECORO LEGNO DECOR BEDSIDE TABLE WITH 2 DRAWERS AND WOODEN DECORATION	1.966
<b>PREZZO TOTALE COMPOSIZIONE</b> TOTAL PRICE FOR COMPOSITION		<b>6.230</b>



### COMPOSIZIONE 122/B COMPOSITION 122/B

**NEW**

		NOCE FRASSINO
1	<b>DCN5301K</b> LETTO DECOR DA 160 CON TESTIERA LEGNO 160 CM WIDE DECOR BED WITH WOODEN HEADBOARD	2.371
1	<b>DCN6001K</b> COMO DECOR 4 CASSETTI CON DECORO LEGNO DECOR 4-DRAWER CHEST WITH WOODEN DECORATION	2.292
2	<b>DCN7001K</b> COMODINO DECOR 2 CASSETTI CON DECORO LEGNO DECOR BEDSIDE TABLE WITH 2 DRAWERS AND WOODEN DECORATION	1.966
1	<b>DCN8041K</b> ARMADIO DECOR 2 ANTE SCORREVOLI E SPECCHIO ARGENTO DECOR WARDROBE WITH 2 SLIDING DOORS AND SILVER MIRROR	5.163
<b>PREZZO TOTALE COMPOSIZIONE</b> TOTAL PRICE FOR COMPOSITION		<b>11.792</b>



## COMPOSIZIONI A CATALOGO

### CATALOGUE COMPOSITIONS

#### COMPOSIZIONE 110

#### COMPOSITION 110

		NOCE FRASSINO
1	<b>DCG2221K</b> CREDENZA MONDRIAN 2 ANTE CON DECORO LEGNO MONDRIAN SIDEBOARD WITH 2 DOORS AND WOODEN DECORATION	3.090
1	<b>DCG4031K</b> TAVOLO PANDORA CON PIANO IN LEGNO ALLUNGABILE MIS. 180X100 PANDORA TABLE WITH WOODEN EXTENDING TOP DIM. 180X100	3.904
4	<b>CML1301K</b> SEDIA DECOR RIVESTITA ECONABUK CAT. A DECOR CHAIR WITH ECONABUK COVER CAT. A	2.088
1	<b>DCC1112K</b> COMPONIBILE DECOR 112/A DECOR MODULAR UNIT 112/A	8.932
<b>PREZZO TOTALE COMPOSIZIONE</b> TOTAL PRICE FOR COMPOSITION		<b>18.014</b>



#### COMPOSIZIONE 111

#### COMPOSITION 111

		NOCE FRASSINO
1	<b>DCG4131K</b> TAVOLO PANDORA CON PIANO OVALE IN CRISTALLO MIS. 220X120 PANDORA TABLE WITH GLASS OVAL TOP DIM. 220X120	4.157
1	<b>DCG2051K</b> CREDENZA DECOR 2 ANTE E 3 CASSETTI CON DECORO LEGNO DECOR SIDEBOARD WITH 2 DOORS AND 3 DRAWERS WITH WOODEN DECORATION	3.735
4	<b>CML1331K</b> SEDIA ELLE RIVESTITA IN ECONABUK CAT. A ELLE CHAIR WITH ECONABUK COVER CAT. A	2.248
<b>PREZZO TOTALE COMPOSIZIONE</b> TOTAL PRICE FOR COMPOSITION		<b>10.140</b>





# DECOR SISTEMA COMPONENTIBILE

# DECOR MODULAR SYSTEM

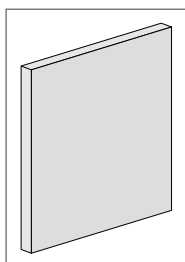
<b>CARATTERISTICHE TECNICHE E PARTICOLARITÀ DI UTILIZZO</b> TECHNICAL CHARACTERISTICS AND PARTICULAR USE	<b>78</b>
<b>ACCESSORI OPTIONAL - ELEMENTI COMUNI</b> OPTIONAL ACCESSORIES - COMMUN ELEMENTS	<b>84</b>
<b>BASI A TERRA P. 40</b> FLOOR-STANDING BASE UNIT D. 40	<b>86</b>
<b>BASI A TERRA P. 50</b> FLOOR-STANDING BASE UNIT D. 50	<b>90</b>
<b>BASI SOSPESE P. 40</b> SUSPENDED BASE UNITS D. 40	<b>94</b>
<b>BASI SOSPESE P. 50</b> SUSPENDED BASE UNITS D. 50	<b>96</b>
<b>PENSILI ORIZZONTALI P. 40</b> HORIZONTAL WALL UNITS D. 40	<b>98</b>
<b>PENSILI VERTICALI P. 40/41</b> VERTICAL WALL UNITS D. 40/41	<b>102</b>
<b>MADIE E VETRINE P. 40/50</b> CUPBOARDS AND DISPLAY UNITS D. 40/50	<b>104</b>
<b>COMPOSIZIONI A CATALOGO</b> CATALOGUE COMPOSITIONS	<b>106</b>

# DECOR SISTEMA COMPONIBILE - MODULAR SYSTEM

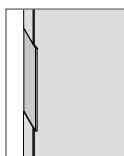
## CARATTERISTICHE TECNICHE E PARTICOLARITÀ DI UTILIZZO

### TECHNICAL CHARACTERISTICS AND PARTICULAR USE

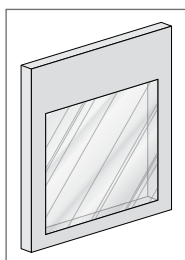
#### ANTE DOORS



ANTA LEGNO  
WOODEN DOOR



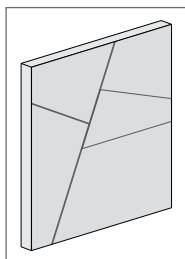
MANIGLIA MONDRIAN  
MONDRIAN HANDLE



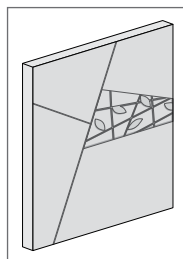
ANTA VETRO  
GLASS DOOR



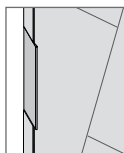
MANIGLIA MONDRIAN  
MONDRIAN HANDLE



ANTA SENZA "DECORO FOGLIA"  
DOOR WITHOUT "LEAF DECORATION"



ANTA CON "DECORO FOGLIA"  
DOOR WITH "LEAF DECORATION"



MANIGLIA MONDRIAN  
MONDRIAN HANDLE

**ANTA LEGNO** PANNELLO DI LISTELLARE IMPIALLACCIATO NOCE O FRASSINO SPAZZOLATO SP. CM. 2.5 VERNICIATO O LACCATO PORO APERTO.

**MANIGLIA** PUSH-PULL O MANIGLIA MONDRIAN FINITURA ABBINATA ALL'ANTA.

#### CERNIERE AMMORTIZZATE DI SERIE

**WOODEN DOOR** BLOCKBOARD PANEL VENEERED IN WALNUT OR BRUSHED ASHWOOD TH. CM. 2.5 PAINTED OR OPEN PORE LACQUERED.

**HANDLE** PUSH-PULL OR MONDRIAN HANDLE. SAME FINISH AS THE DOOR.

#### STANDARD SOFT-CLOSE HINGES

**ANTA VETRO** PANNELLO DI LISTELLARE IMPIALLACCIATO NOCE O FRASSINO SPAZZOLATO SP. CM. 2.5 VERNICIATO O LACCATO PORO APERTO. VETRO FLOAT SP. CM. 0.4.

**MANIGLIA** PUSH-PULL O MANIGLIA MONDRIAN FINITURA ABBINATA ALL'ANTA.

#### CERNIERE AMMORTIZZATE DI SERIE

**GLASS DOOR** BLOCKBOARD PANEL VENEERED IN WALNUT OR BRUSHED ASHWOOD TH. CM. 2.5 PAINTED OR OPEN PORE LACQUERED. FLOAT GLASS TH. CM. 0.4.

**HANDLE** PUSH-PULL OR MONDRIAN HANDLE. SAME FINISH AS THE DOOR.

#### STANDARD SOFT-CLOSE HINGES

**ANTA DECORATA** MASSELLO DI TOULUPIER O FRASSINO SPAZZOLATO SP. CM. 2.5 E PANNELLO DECORATIVO IN MULTISTRATO IMPIALLACCIATO IN NOCE O FRASSINO SPAZZOLATO SP. CM. 0.5, VERNICIATO O LACCATO A PORO APERTO.

**MANIGLIA** PUSH-PULL O MANIGLIA MONDRIAN FINITURA ABBINATA ALL'ANTA.

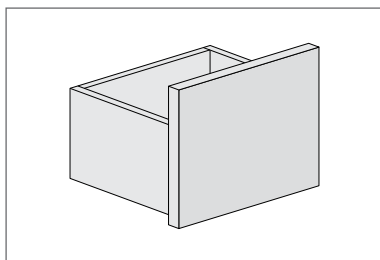
#### CERNIERE AMMORTIZZATE DI SERIE

**DECORATED DOOR** TOULUPIER SOLID WOOD OR BRUSHED ASHWOOD TH. CM. 2.5 AND MULTILAYER DECORATIVE PANEL VENEERED IN WALNUT OR BRUSHED ASHWOOD TH. CM. 0.5, PAINTED OR OPEN PORE LACQUERED.

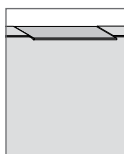
**HANDLE** PUSH-PULL OR MONDRIAN HANDLE. SAME FINISH AS THE DOOR.

#### STANDARD SOFT-CLOSE HINGES

#### CESTONI BASKETS



CESTONE LEGNO  
WOODEN BASKET



MANIGLIA MONDRIAN  
MONDRIAN HANDLE

**FRONTALE CESTONE** PANNELLO DI LISTELLARE IMPIALLACCIATO NOCE O FRASSINO SPAZZOLATO SP. CM. 2.5 VERNICIATO O LACCATO A PORO APERTO.

**STRUTTURA CESTONE** PANNELLO DI MULTISTRATO BETULLA SPESSORE CM.1.5 CON INCASTRI A CODA DI RONDINE VERNICIATO TINTA ACACIA.

#### GUIDE CASSETTO REGOLABILI IN ALTEZZA E CON RICHIAMO AUTOMATICO AMMORTIZZATO

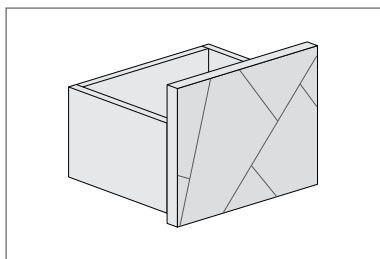
**MANIGLIA CESTONE** PUSH-PULL O MANIGLIA MONDRIAN IN FINITURA ABBIANATA AL FRONTALE CESTONE.

**BASKET FRONT** BLOCKBOARD PANEL VENEERED IN WALNUT OR BRUSHED ASHWOOD TH. CM. 2.5 OPEN PORE LACQUERED OR PAINTED.

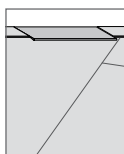
**BASKET STRUCTURE** BIRCH MULTILAYER PANEL TH. CM.1.5 WITH DOVETAIL JOINTS ACACIA STAINED PAINTED.

#### DRAWER GUIDES ADJUSTABLE IN HEIGHT AND SOFT-CLOSE SELF-CLOSING MECHANISM

**BASKET HANDLE** PUSH-PULL OR MONDRIAN HANDLE IN THE SAME FINISH AS THE BASKET FRONT.



CESTONE DECORATO  
DECORATED BASKET



MANIGLIA MONDRIAN  
MONDRIAN HANDLE

**FRONTALE CESTONE DECORATO** LISTELLARE IMPIALLACCIATO IN NOCE O FRASSINO SPAZZOLATO SP. CM. 2.5 E PANNELLO DECORATIVO DI MDF IMPIALLACCIATO IN NOCE O FRASSINO SPAZZOLATO SP. CM. 0.4 VERNICIATO O LACCATO A PORO APERTO.

**STRUTTURA CESTONE DECORATO** PANNELLO DI MULTISTRATO BETULLA SP. CM.1.5 CON INCASTRI A CODA DI RONDINE VERNICIATO TINTA ACACIA.

#### GUIDE CASSETTO REGOLABILI IN ALTEZZA E CON RICHIAMO AUTOMATICO AMMORTIZZATO

**MANIGLIA CESTONE** PUSH-PULL O MANIGLIA MONDRIAN IN FINITURA ABBIANATA AL FRONTALE CESTONE.

**DECORATED BASKET FRONT** BLOCKBOARD VENEERED IN WALNUT OR BRUSHED ASHWOOD TH. CM. 2.5 AND MDF DECORATIVE PANEL VENEERED IN WALNUT OR BRUSHED ASHWOOD TH. CM. 0.4 PAINTED OR OPEN PORE LACQUERED.

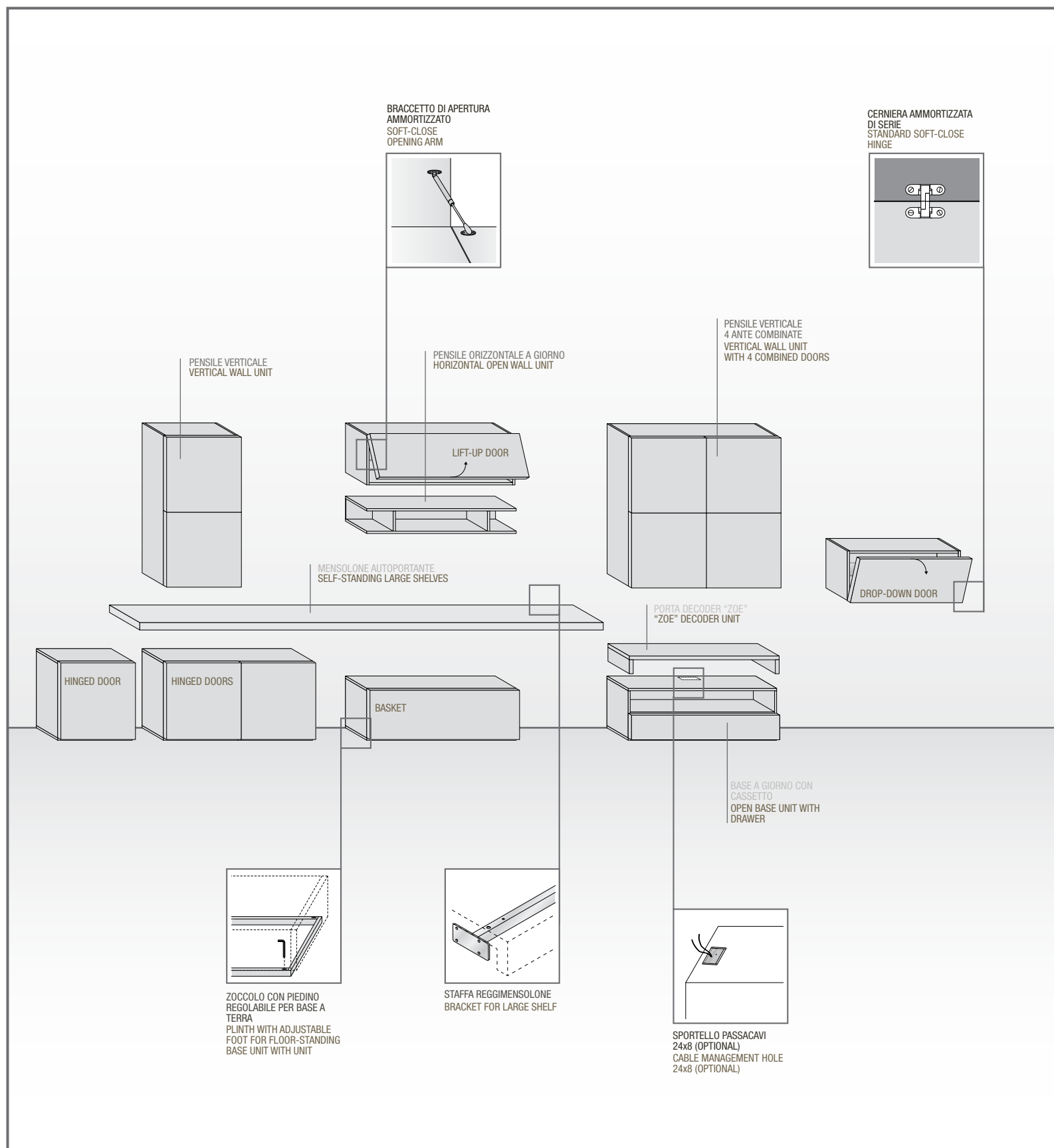
**STRUCTURE FOR DECORATED BASKET** BIRCH MULTILAYER PANEL TH. CM.1.5 WITH DOVETAIL JOINTS ACACIA STAINED PAINTED.

#### DRAWER GUIDES ADJUSTABLE IN HEIGHT AND SOFT-CLOSE SELF-CLOSING MECHANISM

**BASKET HANDLE** PUSH-PULL OR MONDRIAN HANDLE IN THE SAME FINISH AS THE BASKET FRONT.

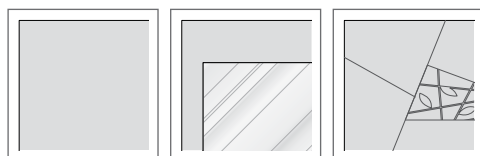


## ESEMPIO DI ELEMENTI A TERRA, IN APPOGGIO E A PARETE EXAMPLE OF FLOOR-STANDING, RAISED AND WALL ELEMENTS



### FRONTALI DECOR DECOR FRONTS

#### ANTE DOORS

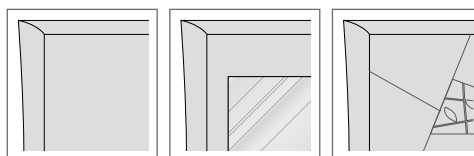


LEGNO  
(BATTENTE/VASISTAS/  
RIBALTA)  
WOOD  
(HINGED/LIFT-UP/DROP-  
DOWN)

VETRO  
(BATTENTE/VASISTAS/  
RIBALTA)  
GLASS  
(HINGED/LIFT-UP/DROP-  
DOWN)

DECORATO  
(BATTENTE/VASISTAS/  
RIBALTA)  
DECORATED  
(HINGED/LIFT-UP/DROP-  
DOWN)

#### ANTA CON CORNICE PERIMETRALE DOOR WITH PERIMETRIC FRAME



LEGNO  
(BATTENTE)  
WOOD  
(HINGED)

VETRO  
(BATTENTE)  
GLASS  
(HINGED)

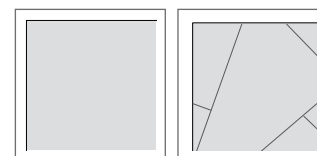
DECORATO  
(BATTENTE)  
DECORATED  
(HINGED)

#### CASSETTI DRAWERS



LEGNO  
WOOD

#### CESTONI BASKETS



LEGNO  
WOOD

DECORATO  
DECORATED

# DECOR SISTEMA COMPONIBILE - MODULAR SYSTEM

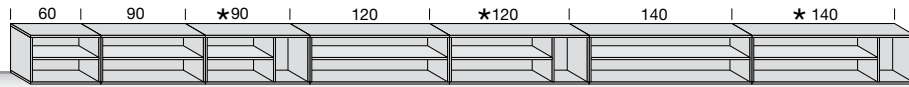
## MODULARITÀ

## MODULARITY

### BASI A TERRA H. 41.5 – P. 40/50

#### FLOOR-STANDING BASE UNIT H. 41.5 – D. 40/50

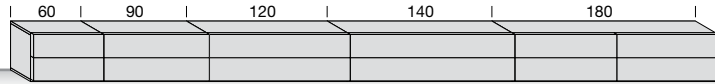
A GIORNO  
OPEN



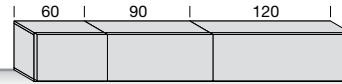
A GIORNO CON CASSETTO  
OPEN WITH DRAWER



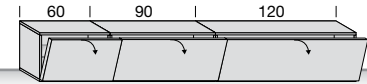
CON CASSETTI  
WITH DRAWERS



CON CESTONE  
WITH BASKET



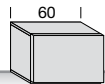
CON ANTA A RIBALTA  
WITH DROP-DOWN DOOR



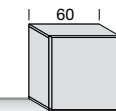
### BASI A TERRA H. 41.5 – P. 40/50

#### FLOOR-STANDING BASE UNIT H. 41.5 – D. 40/50

CON ANTA  
WITH DOOR



CON ANTA  
WITH DOOR




### BASI A TERRA H. 61.5 – P. 40/50

#### FLOOR-STANDING BASE UNIT H. 61.5 – D. 40/50

### BASI SOSPESI H. 40 – P. 40/50

#### SUSPENDED BASE UNITS H. 40 – D. 40/50

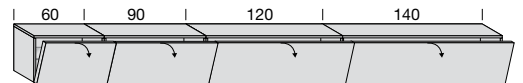
A GIORNO  
OPEN



CON CESTONE  
WITH BASKET



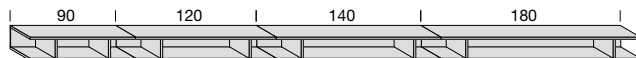
CON ANTA A RIBALTA  
WITH DROP-DOWN DOOR



### PENSILI ORIZZONTALI H. 20 – P. 40

#### HORIZONTAL WALL UNITS H. 20 – D. 40

A GIORNO  
OPEN

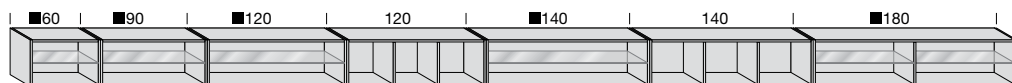


## MODULARITÀ MODULARITY

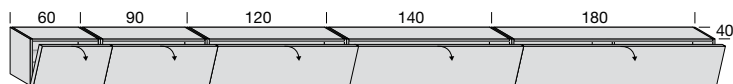
■ ELEMENTI ANCHE CON CORNICE PERIMETRALE  
ELEMENTS ALSO WITH PERIMETRIC FRAME

### PENSILI ORIZZONTALI H. 40 – P. 40 HORIZONTAL WALL UNITS H. 40 – D. 40

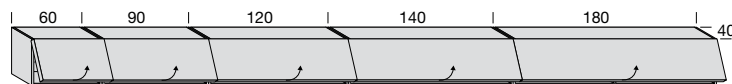
A GIORNO  
OPEN



CON ANTA A RIBALTA/VASISTAS  
WITH DROP-DOWN/LIFT-UP DOOR

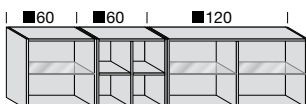


CON ANTA A RIBALTA  
WITH DROP-DOWN DOOR



### PENSILI ORIZZONTALI H. 60/64.4 – P. 40 HORIZONTAL WALL UNITS H. 60/64.4 – D. 40

A GIORNO  
OPEN

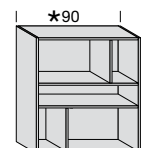


CON ANTA  
WITH DOOR



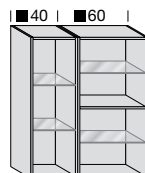
### PENSILI VERTICALI H. 90/94 – P. 40/41 E H. 100 – P. 40 VERTICAL WALL UNITS H. 90/94 – D. 40/41 AND H. 100 – D. 40

A GIORNO  
OPEN




### PENSILI VERTICALI H. 120/124.4 – P. 40/41 VERTICAL WALL UNITS H. 120/124.4 – D. 40/41

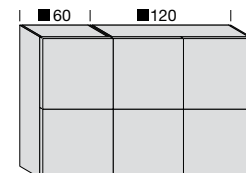
A GIORNO  
OPEN



CON ANTA  
WITH DOOR

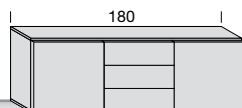


CON ANTE  
WITH DOORS

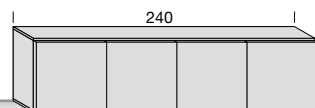


### MADIE H. 63/130 – P. 40/50 CUPBOARDS H. 63 – D. 40/50

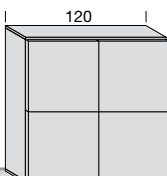
CON ANTA E CASSETTI  
WITH DOOR AND DRAWERS



CON ANTE  
WITH DOORS

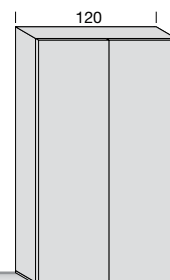


CON ANTE  
WITH DOORS



### VETRINE H. 208 – P. 40 DISPLAY UNITS H. 208 – D. 40

CON ANTE  
WITH DOORS



# DECOR SISTEMA COMPONIBILE - MODULAR SYSTEM

## CARATTERISTICHE TECNICHE E PARTICOLARITÀ DI UTILIZZO

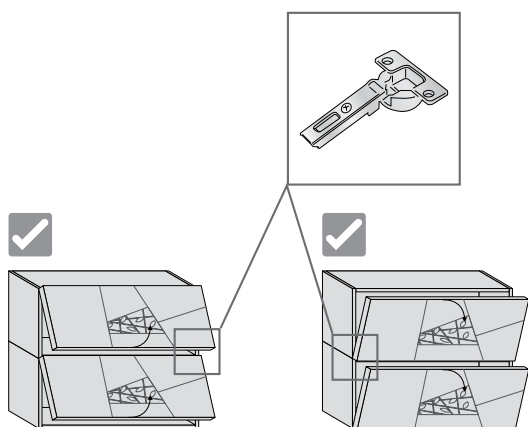
### TECHNICAL CHARACTERISTICS AND PARTICULAR USE

#### UTILIZZO PENSILI VASISTAS E RIBALTA

#### USE FOR WALL UNITS WITH LIFT-UP DOORS AND DROP-DOWN DOORS

È POSSIBILE SOVRAPPORRE DUE PENSILI VASISTAS O DUE PENSILI RIBALTA SOLO CAMBIANDO CERINERE

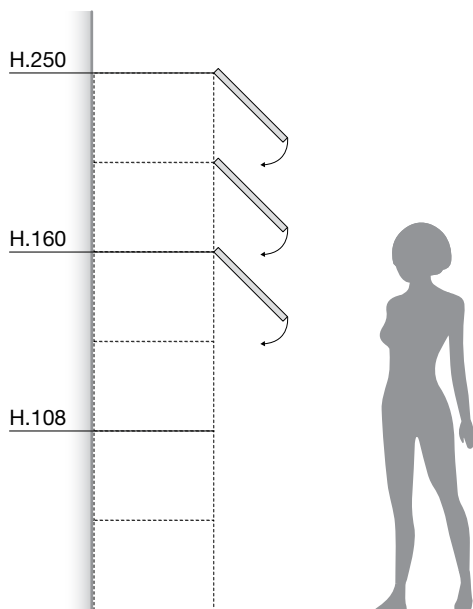
IT IS POSSIBLE TO STACK TWO WALL UNITS WITH LIFT-UP DOORS OR TWO WALL UNITS WITH DROP-DOWN DOORS ONLY CHANGING THE HINGES



#### ALTEZZE MASSIME DI POSIZIONAMENTO ANTE VASISTAS/RIBALTA

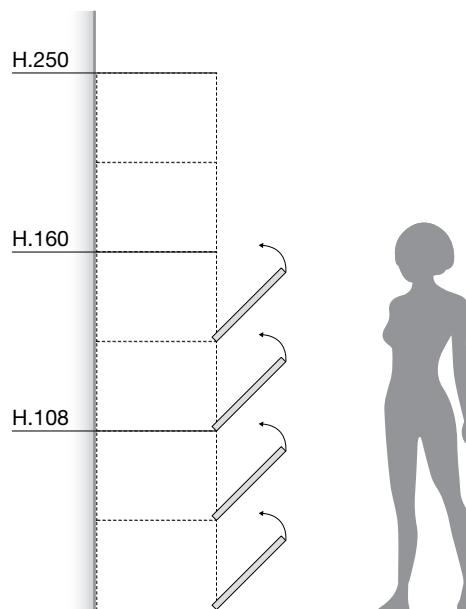
#### MAXIMUM POSITION HEIGHTS FOR LIFT-UP/DROP-DOWN DOORS

##### ANTA VASISTAS LIFT-UP DOOR



POSIZIONAMENTO ANTE A VASISTAS DA H. 160 A H. 250  
POSITION OF LIFT-UP DOORS FROM H. 160 TO H. 250

##### ANTA RIBALTA DROP-DOWN DOOR



POSIZIONAMENTO ANTE A RIBALTA DA H. 4.5 A H. 160  
POSITION OF DROP-DOWN DOORS H. 4.5 A H. 160

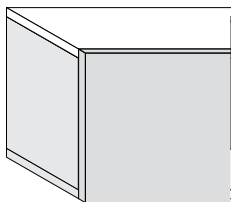
## CARATTERISTICHE TECNICHE E PARTICOLARITÀ DI UTILIZZO

### TECHNICAL CHARACTERISTICS AND PARTICULAR USE

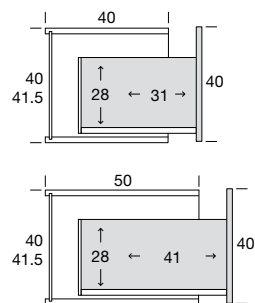
#### ALTEZZA E LARGHEZZA CESTONI

#### BASKETS HEIGHT AND WIDTH

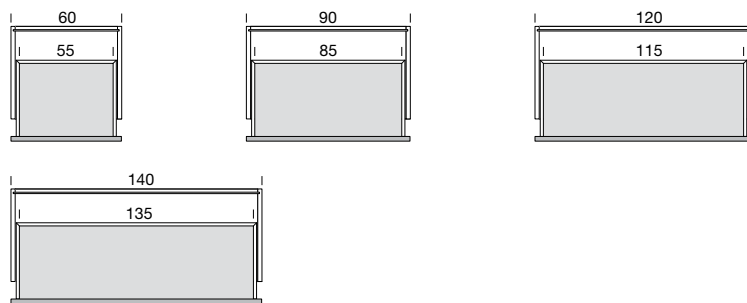
##### FRONTALE CESTONE BASKET FRONT



##### ALTEZZE CESTONI BASKET HEIGHTS



##### LARGHEZZE CESTONI BASKET WIDTHS



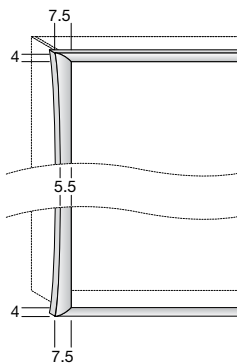
#### GESTIONE CORNICE PERIMETRALE

#### PERIMETRIC FRAME

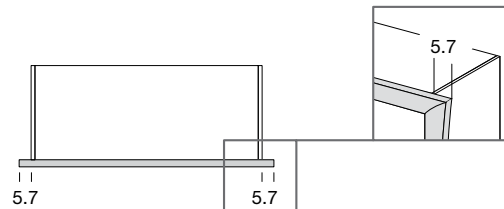
##### INGOMBRI CORNICE PERIMETRALE

##### DIMENSIONS FOR PERIMETRIC FRAME

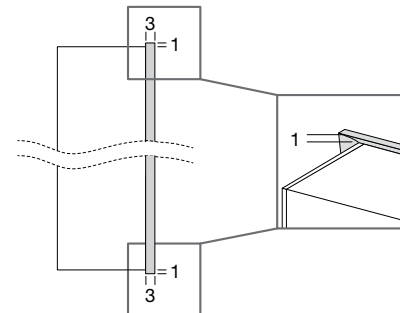
##### VISTA FRONTALE FRONT VIEW



##### VISTA IN PIANTA LAYOUT VIEW

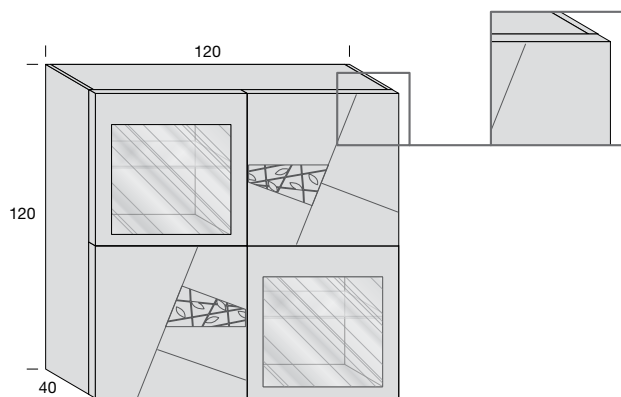


##### VISTA LATERALE SIDE VIEW



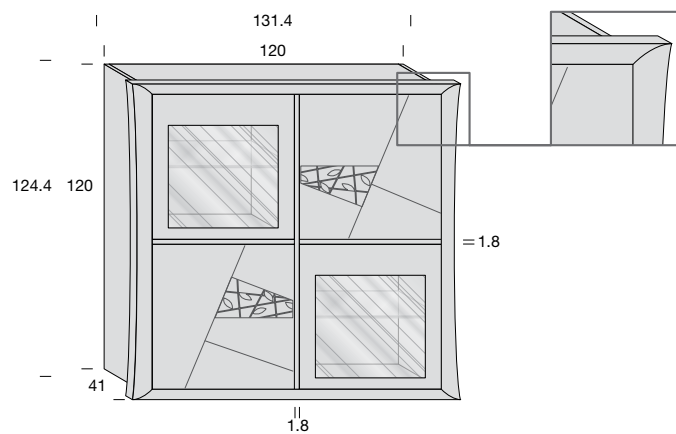
#### PENSILI SENZA CORNICE PERIMETRALE DECOR

#### WALL UNITS WITHOUT DECOR PERIMETRIC FRAME



#### PENSILI CON CORNICE PERIMETRALE DECOR E CROCERA A VISTA

#### WALL UNITS WITH DECOR PERIMETRIC FRAME AND VISIBLE CROSSPIECE



# DECOR SISTEMA COMPONIBILE - MODULAR SYSTEM

## ACCESSORI OPTIONAL - ELEMENTI COMUNI

### OPTIONAL ACCESSORIES - COMMON ELEMENTS

**BARRA LED A BASSO CONSUMO**  
**ACCENSIONE TOUCH**  
**IN ALLUMINIO L. 37.2**  
**COLLEGAMENTO**  
**A CARICO DEL CLIENTE**

**LOW CONSUMPTION LED BAR**  
**TOUCH SWITCH**  
**IN ALUMINIUM W. 37.2**  
**CONNECTIONS**  
**TO BE MADE BY THE CUSTOMER.**

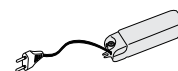


codice  
code

**ZZZFE22001**

**152**

**ALIMENTATORE**  
**POWER SUPPLY**

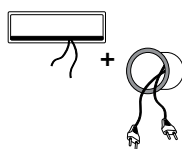


codice  
code

**ZZZFE22002**

**62**

**KIT SPORTELLINO PASSACAVI**  
**+ BORCHIA**  
**KIT FOR CABLE MANAGEMENT HOLE**  
**+ COVER**



codice  
code

**ZZZFE22005**

**124**

**TELECOMANDO**  
**REMOTE CONTROL**



codice  
code

**ZZZFE22004**

**147**

**MULTIPRESA A SCOMPARSA CON**  
**SPORTELLINO APRI/CHIUDI IN**  
**METALLO**

**CONCEALED MULTIPLE SOCKET**  
**WITH METAL OPEN/CLOSE FLAP**

VERSIONE TV:  
 1 PRESA SCHUKO  
 2 PRESI USB RICARICA  
 1 PRESA SAT.  
 TV VERSION:  
 1 SCHUKO SOCKET  
 2 SOCKETS USB CHARGE  
 1 SAT. SOCKET



VERSIONE PC/MAC:  
 1 PRESA SCHUKO  
 2 PORTE USB DATI  
 1 PORTA HDMI  
 PC/MAC VERSION:  
 1 SCHUKO SOCKET  
 2 USB PORT  
 1 HDMI PORT



codice  
code

**ZZZFE22030**

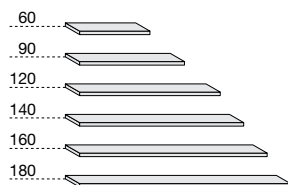
**556**

codice  
code

**ZZZFE22031**

**556**

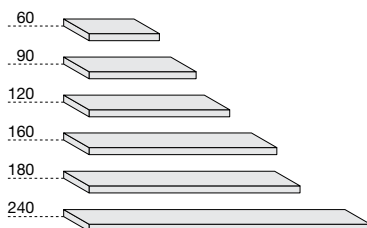
**MENSOLE P. 28 – SP. 3**  
**SHELVES D. 28 – TH. 3**



larghezza width	codice code	NOCE-FRASSINO WALNUT-ASHWOOD	
60	<b>PFC3501K</b>	<b>174</b>	mc 0,02 – Kg 2
90	<b>PFC3511K</b>	<b>214</b>	mc 0,03 – Kg 3
120	<b>PFC3521K</b>	<b>253</b>	mc 0,03 – Kg 6
140	<b>PFC3541K</b>	<b>287</b>	mc 0,04 – Kg 9
160	<b>PFC3551K</b>	<b>337</b>	mc 0,05 – Kg 9
180	<b>PFC3531K</b>	<b>360</b>	mc 0,05 – Kg 9

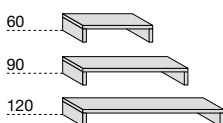
**MENSOLONE P. 50 – SP. 6**  
**POSIZIONABILI MAX H. 1,2 METRI.**  
**PER AUTOPORTANTE**  
**AGGIUNGERE STAFFE DA MURO**  
**(+ 50,00 €)**

**LARGE SHELF D. 50 – TH. 6**  
**1,2 METER MAX ADJUSTABLE.**  
**FOR SELF-SUPPORTING**  
**ADD WALL BRACKETS**  
**(+ 50,00 €)**



larghezza width	codice code	NOCE-FRASSINO WALNUT-ASHWOOD	
60	<b>DCC3001K</b>	<b>208</b>	mc 0,03 – Kg 3
90	<b>DCC3011K</b>	<b>297</b>	mc 0,03 – Kg 4
120	<b>DCC3021K</b>	<b>387</b>	mc 0,05 – Kg 7
160	<b>DCC3061K</b>	<b>477</b>	mc 0,06 – Kg 10
180	<b>DCC3031K</b>	<b>517</b>	mc 0,07 – Kg 10
240	<b>DCC3041K</b>	<b>708</b>	mc 0,09 – Kg 14

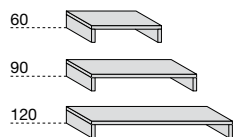
**PORTA DECODER ZOE**  
**P. 40 – H. 14**  
**ZOE DECODER UNIT**  
**D. 40 – H. 14**



larghezza width	codice code	NOCE-FRASSINO WALNUT-ASHWOOD	
60	<b>PFC3161K</b>	<b>242</b>	mc 0,06 – Kg 7
90	<b>PFC3111K</b>	<b>259</b>	mc 0,08 – Kg 9
120	<b>PFC3121K</b>	<b>309</b>	mc 0,11 – Kg 11

## ELEMENTI COMUNI COMMUN ELEMENTS

**PORTA DECODER ZOE**  
P. 50 – H. 14  
**ZOE DECODER UNIT**  
D. 50 – H. 14



larghezza width	codice code	NOCE-FRASSINO WALNUT-ASHWOOD	
60	PFC3131K	247	mc 0,07 – Kg 7
90	PFC3141K	281	mc 0,10 – Kg 9
120	PFC3151K	326	mc 0,13 – Kg 11

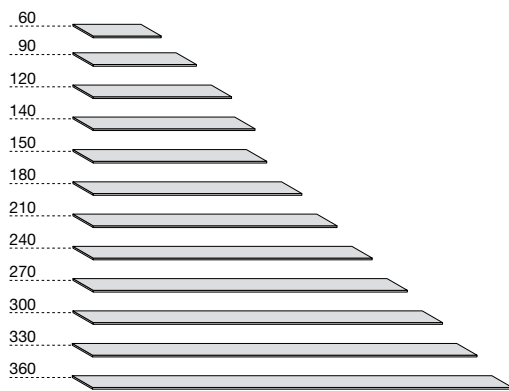
**PIEDISTALLI PER  
MENSOLONI P. 50 SP. 6**  
**PEDESTAL FOR LARGE  
SHELVES D. 50 TH. 6**



altezza height	codice code	NOCE-FRASSINO WALNUT-ASHWOOD	
41.5	DCC3511K	230	mc 0,02 – Kg 2
61.5	DCC3501K	253	mc 0,03 – Kg 3

**TOP P. 40 PER BASI (OPZIONALE)**  
P. 40 – SP. 1.5

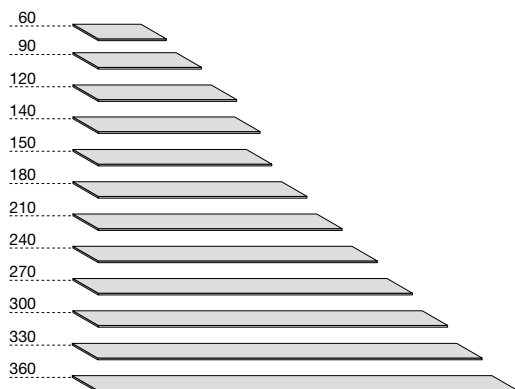
**BASE UNITS TOP D. 40 (OPTIONAL)**  
D. 40 – TH. 1.5



larghezza width	codice code	NOCE-FRASSINO WALNUT-ASHWOOD	
60	PFC5001C	124	mc 0,01 – Kg 3
90	PFC5011C	152	mc 0,02 – Kg 3,5
120	PFC5021C	169	mc 0,02 – Kg 4
140	PFC5221C	180	mc 0,03 – Kg 4,5
150	PFC5031C	192	mc 0,3 – Kg 6
180	PFC5041C	219	mc 0,04 – Kg 7
210	PFC5051C	247	mc 0,05 – Kg 8
240	PFC5061C	281	mc 0,05 – Kg 9
270	PFC5071C	297	mc 0,06 – Kg 9
300	PFC5081C	326	mc 0,06 – Kg 10
330	PFC5211C	365	mc 0,07 – Kg 10
360	PFC5091C	382	mc 0,07 – Kg 12

**TOP P. 50 PER BASI (OPZIONALE)**  
P. 50 – SP. 1.5

**BASE UNITS TOP D. 50 (OPTIONAL)**  
D. 50 – TH. 1.5



larghezza width	codice code	NOCE-FRASSINO WALNUT-ASHWOOD	
60	PFC5101C	140	mc 0,01 – Kg 3
90	PFC5111C	163	mc 0,02 – Kg 3,5
120	PFC5121C	192	mc 0,02 – Kg 4
140	PFC5231C	208	mc 0,03 – Kg 4,5
150	PFC5131C	225	mc 0,3 – Kg 6
180	PFC5141C	253	mc 0,04 – Kg 7
210	PFC5151C	281	mc 0,05 – Kg 8
240	PFC5161C	326	mc 0,05 – Kg 9
270	PFC5171C	365	mc 0,06 – Kg 9
300	PFC5181C	387	mc 0,06 – Kg 10
330	PFC5201C	432	mc 0,07 – Kg 10
360	PFC5191C	449	mc 0,07 – Kg 12

# DECOR SISTEMA COMPONIBILE - MODULAR SYSTEM

## BASI A TERRA P. 40

### FLOOR-STANDING BASE UNIT D. 40

#### BASI AD ANGOLO H. 41.5 CORNER BASE UNITS H. 41.5

ANGOLO CIECO 43 x 43  
BLIND CORNER BASE 43 X 43

**NEW**



DX / RH  
SX / LH

**DCC1961K**

NOCE-FRASSINO / WALNUT-ASHWOOD

**539**

mc 0,09 – Kg 11

ANGOLO, 1 ANTA LISCIA  
CORNER BASE, 1 DOOR

**NEW**



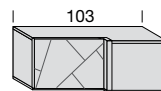
**DCC1971K  
DCC1972K**

**1.630**

mc 0,22 – Kg 25

ANGOLO, 1 ANTA DECORATA  
CORNER BASE, 1 DECORATED DOOR

**NEW**



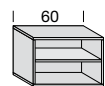
**DCC1981K  
DCC1982K**

**1.877**

mc 0,22 – Kg 25

#### BASI H. 41.5 BASE UNITS H. 41.5

A GIORNO, 1 RIPIANO LEGNO  
OPEN, 1 WOODEN SHELF



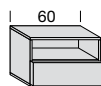
**DCC1091K**

NOCE-FRASSINO / WALNUT-ASHWOOD

**663**

mc 0,12 – Kg 12

A GIORNO, 1 CASSETTO  
OPEN, 1 DRAWER

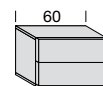


**DCC1152K**

**966**

mc 0,12 – Kg 17

2 CASSETTI  
2 DRAWERS

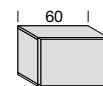


**DCC1153K**

**1.231**

mc 0,12 – Kg 18

1 CESTONE  
1 BASKET

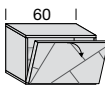


**DCC1154K**

**849**

mc 0,12 – Kg 17

1 RIBALTA DECORATA, 1 RIPIANO VETRO  
1 DECORATED DROP-DOWN DOOR, 1  
GLASS SHELF



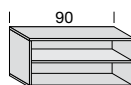
**DCC3301K**

NOCE-FRASSINO / WALNUT-ASHWOOD

**944**

mc 0,12 – Kg 16

A GIORNO, 1 RIPIANO LEGNO  
OPEN, 1 WOODEN SHELF

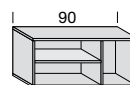


**DCC1111K**

**769**

mc 0,18 – Kg 18

A GIORNO, 1 RIPIANO LEGNO  
E DIVISORIO  
OPEN, 1 WOODEN SHELF  
AND PARTITION

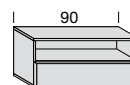


**DCC1331K**

**821**

mc 0,18 – Kg 19

A GIORNO, 1 CASSETTO  
OPEN, 1 DRAWER

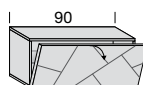


**DCC1362K**

**1.061**

mc 0,18 – Kg 26

1 RIBALTA DECORATA, 1 RIPIANO VETRO  
1 DECORATED DROP-DOWN DOOR, 1  
GLASS SHELF



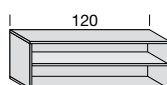
**DCC3311K**

NOCE-FRASSINO / WALNUT-ASHWOOD

**1.163**

mc 0,18 – Kg 24

A GIORNO, 1 RIPIANO LEGNO  
OPEN, 1 WOODEN SHELF

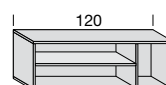


**DCC1131K**

**921**

mc 0,24 – Kg 25

A GIORNO, 1 RIPIANO LEGNO  
E DIVISORIO  
OPEN, 1 WOODEN SHELF  
AND PARTITION

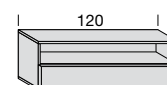


**DCC1351K**

**983**

mc 0,24 – Kg 26

A GIORNO, 1 CASSETTO  
OPEN, 1 DRAWER



**DCC1382K**

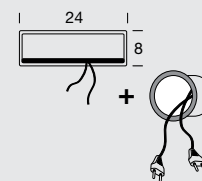
**1.158**

mc 0,24 – Kg 34



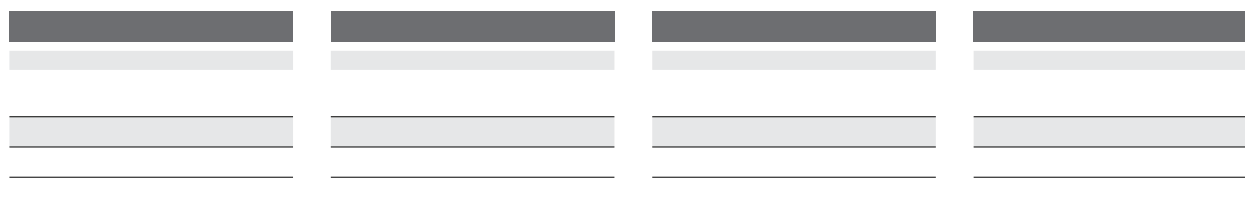
## OPTIONAL OPTIONAL

KIT SPORTELLINO PASSACAVI  
+ BORCHIA  
KIT FOR CABLE MANAGEMENT HOLE  
+ COVER



ZZZFE22005

124

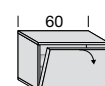
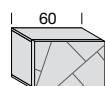
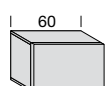
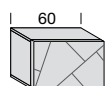


1 CESTONE DECORATO  
1 DECORATED BASKET

1 ANTA LEGNO, 1 RIPIANO VETRO  
1 WOODEN DOOR, 1 GLASS SHELF

1 ANTA DECORATA, 1 RIPIANO VETRO  
1 DECORATED DOOR, 1 GLASS SHELF

1 RIBALTA, 1 RIPIANO VETRO  
1 DROP-DOWN DOOR, 1 GLASS SHELF



DCC1151K

DCC1921K  
DCC1931K

DCC1922K  
DCC1932K

DCC3302K

944

769

859

849

mc 0,12 - Kg 17

mc 0,12 - Kg 15

mc 0,12 - Kg 15

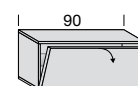
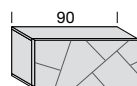
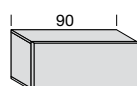
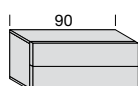
mc 0,12 - Kg 16

2 CASSETTI  
2 DRAWERS

1 CESTONE  
1 BASKET

1 CESTONE DECORATO  
1 DECORATED BASKET

1 RIBALTA, 1 RIPIANO VETRO  
1 DROP-DOWN DOOR, 1 GLASS SHELF



DCC1173K

DCC1174K

DCC1171K

DCC3312K

1.331

1.056

1.163

1.056

mc 0,18 - Kg 27

mc 0,18 - Kg 25

mc 0,18 - Kg 25

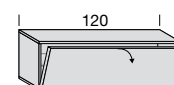
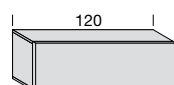
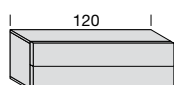
mc 0,18 - Kg 24

2 CASSETTI  
2 DRAWERS

1 CESTONE  
1 BASKET

1 CESTONE DECORATO  
1 DECORATED BASKET

1 RIBALTA, 1 RIPIANO VETRO  
1 DROP-DOWN DOOR, 1 GLASS SHELF



DCC1383K

DCC1384K

DCC1191K

DCC3322K

1.421

1.236

1.427

1.236

mc 0,24 - Kg 35

mc 0,24 - Kg 33

mc 0,24 - Kg 33

mc 0,24 - Kg 32

POSSIBILITÀ DI FRONTALE DIVERSO  
DALLA SCOCCA, SPECIFICARE LA  
FINITURA SCELTA

IN CASE OF FRONT DIFERENT FROM  
THE CARCASE CONSIDER THE  
HIGHER PRICE OF THE CHOOSEN  
FINISH

# DECOR SISTEMA COMPONIBILE - MODULAR SYSTEM

## BASI A TERRA P. 40

### FLOOR-STANDING BASE UNIT D. 40

#### BASI H. 41.5

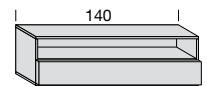
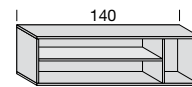
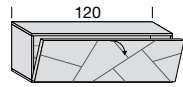
BASE UNITS H. 41.5

1 RIBALTA DECORATA, 1 RIPIANO VETRO  
1 DECORATED DROP-DOWN DOOR, 1  
GLASS SHELF

A GIORNO, 1 RIPIANO LEGNO  
OPEN, 1 WOODEN SHELF

A GIORNO, 1 RIPIANO LEGNO  
E DIVISORIO  
OPEN, 1 WOODEN SHELF  
AND PARTITION

A GIORNO, 1 CASSETTO  
OPEN, 1 DRAWER



**DCC3321K**

**DCC1134K**

**DCC1354K**

**DCC1204K**

NOCE-FRASSINO / WALNUT-ASHWOOD

**1.427**

**1.186**

**1.236**

**1.405**

mc 0,24 – Kg 32

mc 0,28 – Kg 28

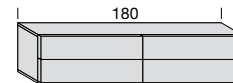
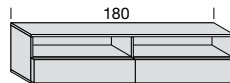
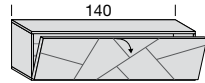
mc 0,28 – Kg 29

mc 0,28 – Kg 40

1 RIBALTA DECORATA, 1 RIPIANO VETRO  
1 DECORATED DROP-DOWN DOOR, 1  
GLASS SHELF

A GIORNO, 2 CASSETTI  
OPEN, 2 DRAWERS

4 CASSETTI  
4 DRAWERS



**DCC3334K**

**DCC3192K**

**DCC3193K**

NOCE-FRASSINO / WALNUT-ASHWOOD

**1.680**

**1.697**

**2.012**

mc 0,28 – Kg 38

mc 0,36 – Kg 52

mc 0,36 – Kg 54

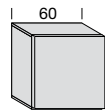
#### BASI H. 61.5

BASE UNITS H. 61.5

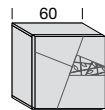
1 ANTA LEGNO, 1 RIPIANO VETRO  
1 WOODEN DOOR, 1 GLASS SHELF

1 ANTA DECORATA, 1 RIPIANO VETRO  
1 DECORATED DOOR, 1 GLASS SHELF

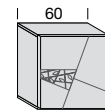
1 ANTA DECORATA, 1 RIPIANO VETRO  
1 DECORATED DOOR, 1 GLASS SHELF



\*



\*



DX / RH  
SX / LH

**DCC3231K**  
**DCC3232K**

**DCC3531K-DX**

**DCC3131K-SX**

NOCE-FRASSINO / WALNUT-ASHWOOD

**911**

**1.061**

**1.061**

mc 0,18 – Kg 23

mc 0,18 – Kg 23

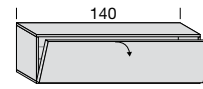
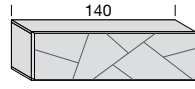
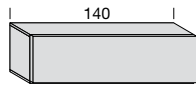
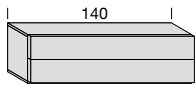
mc 0,18 – Kg 23

2 CASSETTI  
2 DRAWERS

1 CESTONE  
1 BASKET

1 CESTONE DECORATO  
1 DECORATED BASKET

1 RIBALTA, 1 RIPIANO VETRO  
1 DROP-DOWN DOOR, 1 GLASS SHELF



DCC1214K

DCC1224K

DCC1194K

DCC3324K

1.663

1.488

1.680

1.488

mc 0,28 - Kg 41

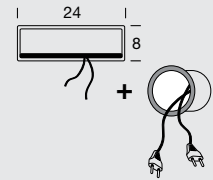
mc 0,28 - Kg 39

mc 0,28 - Kg 39

mc 0,28 - Kg 38

**OPTIONAL**  
**OPTIONAL**

KIT SPORTELLINO PASSACAVI  
+ BORCHIA  
KIT FOR CABLE MANAGEMENT HOLE  
+ COVER



ZZZFE22005

124

\*  
SPECIFICARE CON O SENZA  
DECORO FOGLIA  
(IL PREZZO È LO STESSO)  
PLEASE SPECIFY WITH OR WITHOUT  
LEAF DECORATION  
(THE PRICE IS THE SAME)

POSSIBILITÀ DI FRONTALE DIVERSO  
DALLA SCOCCA, SPECIFICARE LA  
FINITURA SCELTA

IN CASE OF FRONT DIFFERENT FROM  
THE CARCASE CONSIDER THE  
HIGHER PRICE OF THE CHOSEN  
FINISH

# DECOR SISTEMA COMPONIBILE - MODULAR SYSTEM

## BASI A TERRA P. 50

### FLOOR-STANDING BASE UNIT D. 50

#### BASI AD ANGOLO H. 41.5 CORNER BASE UNITS H. 41.5

ANGOLO CIECO 53 x 53  
BLIND CORNER BASE 53 X 53

**NEW**

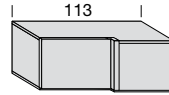


DX / RH  
SX / LH

**DCC1963K**

ANGOLO, 1 ANTA LISCIA  
CORNER BASE, 1 DOOR

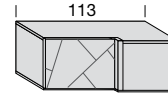
**NEW**



**DCC1973K  
DCC1974K**

ANGOLO, 1 ANTA DECORATA  
CORNER BASE, 1 DECORATED DOOR

**NEW**



**DCC1983K  
DCC1984K**

NOCE-FRASSINO / WALNUT-ASHWOOD

**584**

mc 0,14 – Kg 12

**1.675**

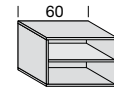
mc 0,30 – Kg 26

**1.932**

mc 0,30 – Kg 26

#### BASI H. 41.5 BASE UNITS H. 41.5

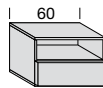
A GIORNO, 1 RIPIANO LEGNO  
OPEN, 1 WOODEN SHELF



DX / RH  
SX / LH

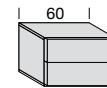
**DCC1081K**

A GIORNO, 1 CASSETTO  
OPEN, 1 DRAWER



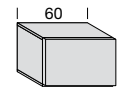
**DCC1142K**

2 CASSETTI  
2 DRAWERS



**DCC1143K**

1 CESTONE  
1 BASKET



**DCC1144K**

NOCE-FRASSINO / WALNUT-ASHWOOD

**686**

mc 0,15 – Kg 15

**989**

mc 0,15 – Kg 22

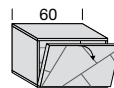
**1.264**

mc 0,15 – Kg 23

**871**

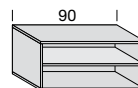
mc 0,15 – Kg 22

1 RIBALTA DECORATA, 1 RIPIANO VETRO  
1 DECORATED DROP-DOWN DOOR, 1  
GLASS SHELF



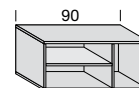
**DCC3101K**

A GIORNO, 1 RIPIANO LEGNO  
OPEN, 1 WOODEN SHELF



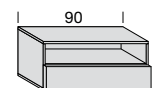
**DCC1101K**

A GIORNO, 1 RIPIANO LEGNO  
E DIVISORIO  
OPEN, 1 WOODEN SHELF  
AND PARTITION



**DCC1231K**

A GIORNO, 1 CASSETTO  
OPEN, 1 DRAWER



**DCC1162K**

NOCE-FRASSINO / WALNUT-ASHWOOD

**972**

mc 0,15 – Kg 20

**792**

mc 0,22 – Kg 23

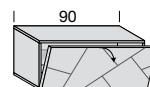
**843**

mc 0,22 – Kg 24

**1.090**

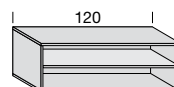
mc 0,22 – Kg 33

1 RIBALTA DECORATA, 1 RIPIANO VETRO  
1 DECORATED DROP-DOWN DOOR, 1  
GLASS SHELF



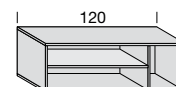
**DCC3111K**

A GIORNO, 1 RIPIANO LEGNO  
OPEN, 1 WOODEN SHELF



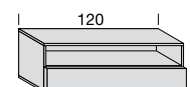
**DCC1121K**

A GIORNO, 1 RIPIANO LEGNO  
E DIVISORIO  
OPEN, 1 WOODEN SHELF  
AND PARTITION



**DCC1251K**

A GIORNO, 1 CASSETTO  
OPEN, 1 DRAWER



**DCC1182K**

NOCE-FRASSINO / WALNUT-ASHWOOD

**1.203**

mc 0,22 – Kg 30

**956**

mc 0,29 – Kg 32

**1.017**

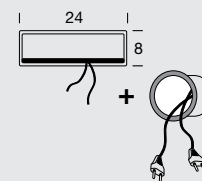
mc 0,29 – Kg 33

**1.191**

mc 0,29 – Kg 42

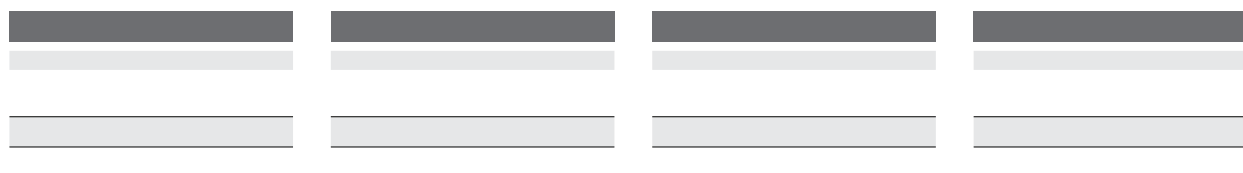
## OPTIONAL OPTIONAL

KIT SPORTELLINO PASSACAVI  
+ BORCHIA  
KIT FOR CABLE MANAGEMENT HOLE  
+ COVER



ZZZFE22005

124

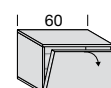
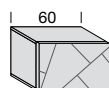
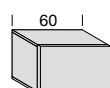
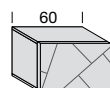


1 CESTONE DECORATO  
1 DECORATED BASKET

1 ANTA LEGNO, 1 RIPIANO VETRO  
1 WOODEN DOOR, 1 GLASS SHELF

1 ANTA DECORATA, 1 RIPIANO VETRO  
1 DECORATED DOOR, 1 GLASS SHELF

1 RIBALTA, 1 RIPIANO VETRO  
1 DROP-DOWN DOOR, 1 GLASS SHELF



DCC1141K

DCC1941K  
DCC1951K

DCC1942K  
DCC1952K

DCC3102K

972

776

888

871

mc 0,15 - Kg 22

mc 0,15 - Kg 20

mc 0,15 - Kg 20

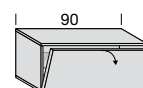
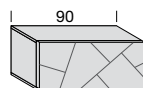
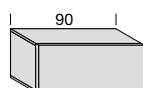
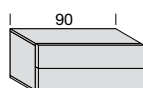
mc 0,15 - Kg 20

2 CASSETTI  
2 DRAWERS

1 CESTONE  
1 BASKET

1 CESTONE DECORATO  
1 DECORATED BASKET

1 RIBALTA, 1 RIPIANO VETRO  
1 DROP-DOWN DOOR, 1 GLASS SHELF



DCC1163K

DCC1164K

DCC1161K

DCC3112K

1.371

1.084

1.203

1.084

mc 0,22 - Kg 34

mc 0,22 - Kg 32

mc 0,22 - Kg 32

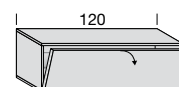
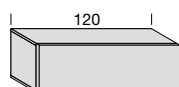
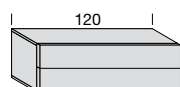
mc 0,22 - Kg 30

2 CASSETTI  
2 DRAWERS

1 CESTONE  
1 BASKET

1 CESTONE DECORATO  
1 DECORATED BASKET

1 RIBALTA, 1 RIPIANO VETRO  
1 DROP-DOWN DOOR, 1 GLASS SHELF



DCC1183K

DCC1184K

DCC1181K

DCC3122K

1.461

1.275

1.466

1.275

mc 0,29 - Kg 43

mc 0,29 - Kg 41

mc 0,29 - Kg 41

mc 0,29 - Kg 40

POSSIBILITÀ DI FRONTALE DIVERSO  
DALLA SCOCCA, SPECIFICARE LA  
FINITURA SCELTA

IN CASE OF FRONT DIFFERENT FROM  
THE CARCASE CONSIDER THE  
HIGHER PRICE OF THE CHOSEN  
FINISH

# DECOR SISTEMA COMPONIBILE - MODULAR SYSTEM

## BASI A TERRA P. 50

### FLOOR-STANDING BASE UNIT D. 50

#### BASI H. 41.5

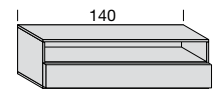
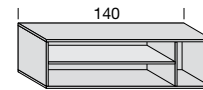
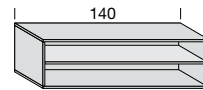
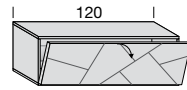
BASE UNITS H. 41.5

1 RIBALTA DECORATA, 1 RIPIANO VETRO  
1 DECORATED DROP-DOWN DOOR, 1  
GLASS SHELF

A GIORNO, 1 RIPIANO LEGNO  
OPEN, 1 WOODEN SHELF

A GIORNO, 1 RIPIANO LEGNO  
E DIVISORIO  
OPEN, 1 WOODEN SHELF  
AND PARTITION

A GIORNO, 1 CASSETTO  
OPEN, 1 DRAWER



**DCC3121K**

**DCC1124K**

**DCC1254K**

**DCC1234K**

NOCE-FRASSINO / WALNUT-ASHWOOD

**1.466**

**1.253**

**1.286**

**1.455**

mc 0,29 – Kg 40

mc 0,35 – Kg 35

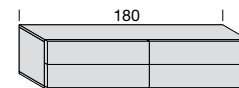
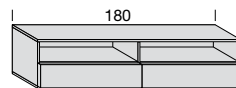
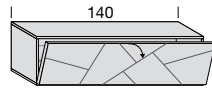
mc 0,35 – Kg 36

mc 0,35 – Kg 50

1 RIBALTA DECORATA, 1 RIPIANO VETRO  
1 DECORATED DROP-DOWN DOOR, 1  
GLASS SHELF

A GIORNO, 2 CASSETTI  
OPEN, 2 DRAWERS

4 CASSETTI  
4 DRAWERS



**DCC3134K**

**DCC1192K**

**DCC1193K**

NOCE-FRASSINO / WALNUT-ASHWOOD

**1.730**

**1.736**

**2.067**

mc 0,35 – Kg 48

mc 0,44 – Kg 65

mc 0,44 – Kg 68

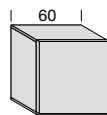
#### BASI H. 61.5

BASE UNITS H. 61.5

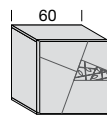
1 ANTA LEGNO, 1 RIPIANO VETRO  
1 WOODEN DOOR, 1 GLASS SHELF

1 ANTA DECORATA, 1 RIPIANO VETRO  
1 DECORATED DOOR, 1 GLASS SHELF

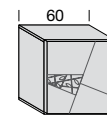
1 ANTA DECORATA, 1 RIPIANO VETRO  
1 DECORATED DOOR, 1 GLASS SHELF



\*



\*



DX / RH  
SX / LH

**DCC3331K**  
**DCC3332K**

**DCC3741K-DX**

**DCC3341K-SX**

NOCE-FRASSINO / WALNUT-ASHWOOD

**938**

**1.090**

**1.090**

mc 0,22 – Kg 29

mc 0,22 – Kg 29

mc 0,22 – Kg 29

2 CASSETTI  
2 DRAWERS

1 CESTONE  
1 BASKET

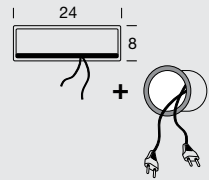
1 CESTONE DECORATO  
1 DECORATED BASKET

1 RIBALTA, 1 RIPIANO VETRO  
1 DROP-DOWN DOOR, 1 GLASS SHELF

**OPTIONAL**  
**OPTIONAL**

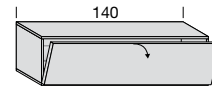
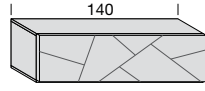
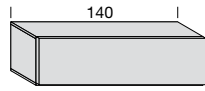
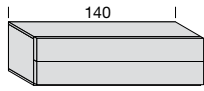
**KIT SPORTELLINO PASSACAVI  
+ BORCHIA**

KIT FOR CABLE MANAGEMENT HOLE  
+ COVER



**ZZZFE22005**

**124**



**DCC1244K**

**DCC1284K**

**DCC1484K**

**DCC3124K**

**1.713**

**1.540**

**1.730**

**1.550**

mc 0,35 – Kg 52

mc 0,35 – Kg 49

mc 0,35 – Kg 49

mc 0,35 – Kg 48

**\***  
SPECIFICARE CON O SENZA  
DECORO FOGLIA  
(IL PREZZO È LO STESSO)  
PLEASE SPECIFY WITH OR WITHOUT  
LEAF DECORATION  
(THE PRICE IS THE SAME)

POSSIBILITÀ DI FRONTALE DIVERSO  
DALLA SCOCCA, SPECIFICARE LA  
FINITURA SCELTA  
IN CASE OF FRONT DIFFERENT FROM  
THE CARCASE CONSIDER THE  
HIGHER PRICE OF THE CHOSEN  
FINISH

# DECOR SISTEMA COMPONIBILE - MODULAR SYSTEM

## BASI SOSPESSE P. 40

### SUSPENDED BASE UNITS D. 40

#### BASI AD ANGOLO H. 40 CORNER BASE UNITS H. 40

ANGOLO CIECO 43 x 43  
BLIND CORNER BASE 43 X 43

**NEW**



DX / RH  
SX / LH

**DCC1965K**

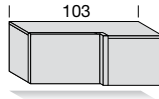
NOCE-FRASSINO / WALNUT-ASHWOOD

**539**

mc 0,09 – Kg 11

ANGOLO, 1 ANTA LISCIA  
CORNER BASE, 1 DOOR

**NEW**



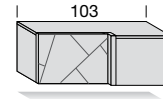
**DCC1975K  
DCC1976K**

**1.630**

mc 0,22 – Kg 25

ANGOLO, 1 ANTA DECORATA  
CORNER BASE, 1 DECORATED DOOR

**NEW**



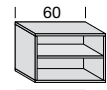
**DCC1985K  
DCC1986K**

**1.877**

mc 0,22 – Kg 25

#### BASI H. 40 BASE UNITS H. 40

A GIORNO, 1 RIPIANO LEGNO  
OPEN, 1 WOODEN SHELF



**DCC1341K**

NOCE-FRASSINO / WALNUT-ASHWOOD

**663**

mc 0,12 – Kg 12

1 CESTONE  
1 BASKET

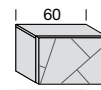


**DCC1404K**

**849**

mc 0,12 – Kg 17

1 CESTONE DECORATO  
1 DECORATED BASKET

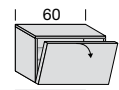


**DCC1401K**

**944**

mc 0,12 – Kg 17

1 RIBALTA LEGNO, 1 RIPIANO VETRO  
1 WOODEN DROP-DOWN DOOR, 1 GLASS SHELF

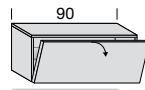


**DCC1402K**

**849**

mc 0,12 – Kg 16

1 RIBALTA LEGNO, 1 RIPIANO VETRO  
1 WOODEN DROP-DOWN DOOR, 1 GLASS SHELF



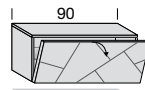
**DCC1422K**

NOCE-FRASSINO / WALNUT-ASHWOOD

**1.056**

mc 0,18 – Kg 24

1 RIBALTA DECORATA, 1 RIPIANO VETRO  
1 DECORATED DROP-DOWN DOOR, 1 GLASS SHELF




**DCC1423K**

**1.163**

mc 0,18 – Kg 24

A GIORNO, 1 RIPIANO LEGNO  
OPEN, 1 WOODEN SHELF




**DCC1381K**

**921**

mc 0,24 – Kg 25

1 CESTONE  
1 BASKET

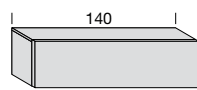


**DCC1444K**

**1.236**

mc 0,24 – Kg 33

1 CESTONE  
1 BASKET



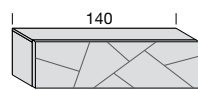
**DCC1464K**

NOCE-FRASSINO / WALNUT-ASHWOOD

**1.488**

mc 0,28 – Kg 39

1 CESTONE DECORATO  
1 DECORATED BASKET

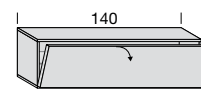


**DCC1474K**

**1.680**

mc 0,28 – Kg 39

1 RIBALTA LEGNO, 1 RIPIANO VETRO  
1 WOODEN DROP-DOWN DOOR, 1 GLASS SHELF

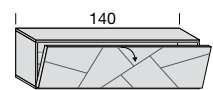


**DCC1504K**

**1.488**

mc 0,28 – Kg 38

1 RIBALTA DECORATA, 1 RIPIANO VETRO  
1 DECORATED DROP-DOWN DOOR, 1 GLASS SHELF



**DCC1514K**

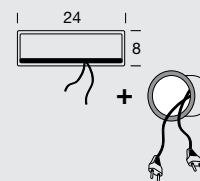
**1.680**

mc 0,28 – Kg 38



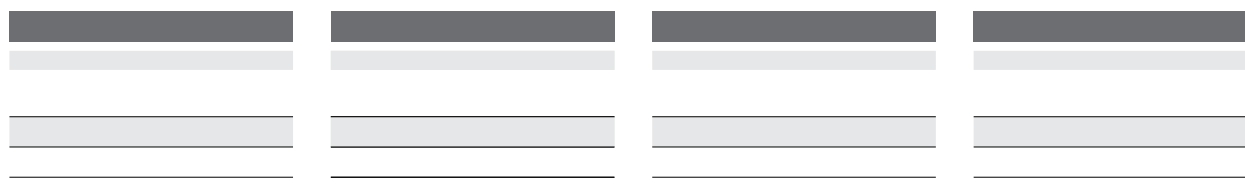
**OPTIONAL**  
**OPTIONAL**

**KIT SPORTELLINO PASSACAVI  
+ BORCHIA**  
KIT FOR CABLE MANAGEMENT HOLE  
+ COVER



**ZZZFE22005**

**124**

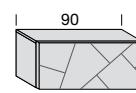
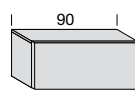
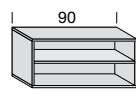
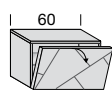


**1 RIBALTA DECORATA, 1 RIPIANO VETRO**  
1 DECORATED DROP-DOWN DOOR, 1  
GLASS SHELF

**A GIORNO, 1 RIPIANO LEGNO**  
OPEN, 1 WOODEN SHELF

**1 CESTONE**  
1 BASKET

**1 CESTONE DECORATO**  
1 DECORATED BASKET



**DCC1403K**

**DCC1361K**

**DCC1424K**

**DCC1421K**

**944**

**769**

**1.056**

**1.163**

mc 0,12 - Kg 16

mc 0,18 - Kg 18

mc 0,18 - Kg 25

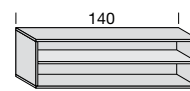
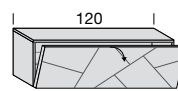
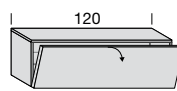
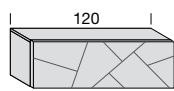
mc 0,18 - Kg 25

**1 CESTONE DECORATO**  
1 DECORATED BASKET

**1 RIBALTA LEGNO, 1 RIPIANO VETRO**  
1 WOODEN DROP-DOWN DOOR, 1 GLASS  
SHELF

**1 RIBALTA DECORATA, 1 RIPIANO VETRO**  
1 DECORATED DROP-DOWN DOOR, 1  
GLASS SHELF

**A GIORNO, 1 RIPIANO LEGNO**  
OPEN, 1 WOODEN SHELF



**DCC1441K**

**DCC1442K**

**DCC1443K**

**DCC1364K**

**1.427**

**1.236**

**1.427**

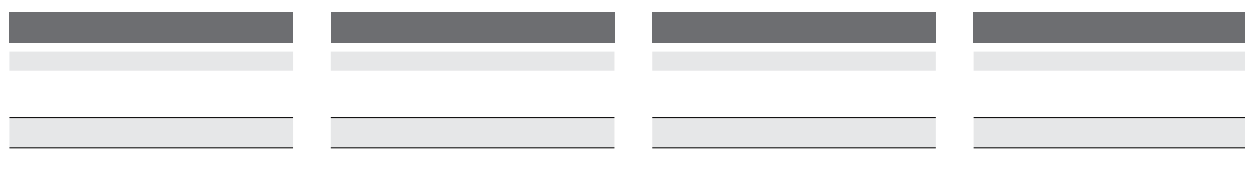
**1.186**

mc 0,24 - Kg 33

mc 0,24 - Kg 32

mc 0,24 - Kg 32

mc 0,28 - Kg 28



**POSSIBILITÀ DI FRONTALE DIVERSO  
DALLA SCOCCA, SPECIFICARE LA  
FINITURA SCELTA**

IN CASE OF FRONT DIFFERENT FROM  
THE CARCASE CONSIDER THE  
HIGHER PRICE OF THE CHOSEN  
FINISH

# DECOR SISTEMA COMPONIBILE - MODULAR SYSTEM

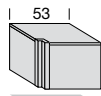
## BASI SOSPESSE P. 50

### SUSPENDED BASE UNITS D. 50

#### BASI AD ANGOLO H. 40 CORNER BASE UNITS H. 40

ANGOLO CIECO 53 x 53  
BLIND CORNER BASE 53 X 53

**NEW**

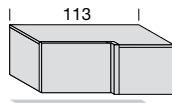


DX / RH  
SX / LH

**DCC1967K**

ANGOLO, 1 ANTA LISCIA  
CORNER BASE, 1 DOOR

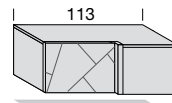
**NEW**



**DCC1977K  
DCC1978K**

ANGOLO, 1 ANTA DECORATA  
CORNER BASE, 1 DECORATED DOOR

**NEW**



**DCC1987K  
DCC1988K**

NOCE-FRASSINO / WALNUT-ASHWOOD

**584**

mc 0,14 – Kg 12

**1.675**

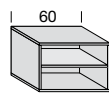
mc 0,30 – Kg 26

**1.932**

mc 0,30 – Kg 26

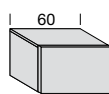
#### BASI H. 40 BASE UNITS H. 40

A GIORNO, 1 RIPIANO LEGNO  
OPEN, 1 WOODEN SHELF



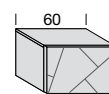
**DCC1471K**

1 CESTONE  
1 BASKET



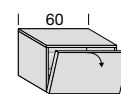
**DCC1414K**

1 CESTONE DECORATO  
1 DECORATED BASKET



**DCC1411K**

1 RIBALTA LEGNO, 1 RIPIANO VETRO  
1 WOODEN DROP-DOWN DOOR, 1 GLASS SHELF



**DCC1412K**

NOCE-FRASSINO / WALNUT-ASHWOOD

**686**

mc 0,15 – Kg 15

**871**

mc 0,15 – Kg 22

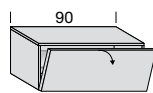
**972**

mc 0,15 – Kg 22

**871**

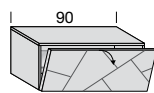
mc 0,15 – Kg 20

1 RIBALTA LEGNO, 1 RIPIANO VETRO  
1 WOODEN DROP-DOWN DOOR, 1 GLASS SHELF



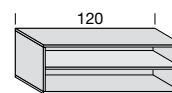
**DCC1432K**

1 RIBALTA DECORATA, 1 RIPIANO VETRO  
1 DECORATED DROP-DOWN DOOR, 1 GLASS SHELF



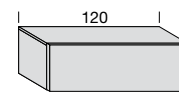
**DCC1433K**

A GIORNO, 1 RIPIANO LEGNO  
OPEN, 1 WOODEN SHELF



**DCC1391K**

1 CESTONE  
1 BASKET



**DCC1454K**

NOCE-FRASSINO / WALNUT-ASHWOOD

**1.084**

mc 0,22 – Kg 30

**1.270**

mc 0,22 – Kg 30

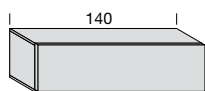
**956**

mc 0,29 – Kg 32

**1.275**

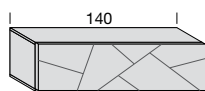
mc 0,29 – Kg 41

1 CESTONE  
1 BASKET



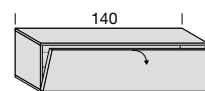
**DCC1524K**

1 CESTONE DECORATO  
1 DECORATED BASKET



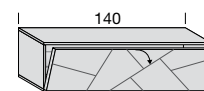
**DCC1534K**

1 RIBALTA LEGNO, 1 RIPIANO VETRO  
1 WOODEN DROP-DOWN DOOR, 1 GLASS SHELF



**DCC1544K**

1 RIBALTA DECORATA, 1 RIPIANO VETRO  
1 DECORATED DROP-DOWN DOOR, 1 GLASS SHELF



**DCC1554K**

NOCE-FRASSINO / WALNUT-ASHWOOD

**1.540**

mc 0,35 – Kg 49

**1.730**

mc 0,35 – Kg 49

**1.550**

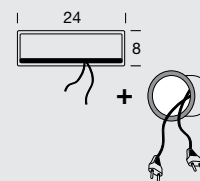
mc 0,35 – Kg 48

**1.730**

mc 0,35 – Kg 48

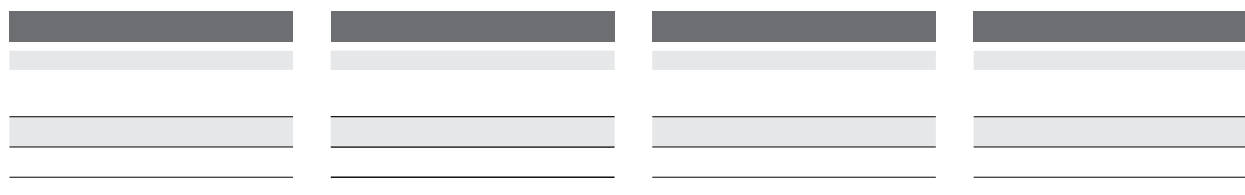
**OPTIONAL  
OPTIONAL**

**KIT SPORTELO PASSACAVI  
+ BORCHIA**  
KIT FOR CABLE MANAGEMENT HOLE  
+ COVER



**ZZZFE22005**

**124**

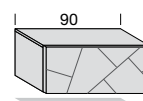
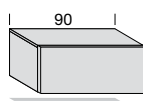
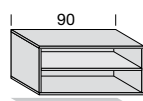
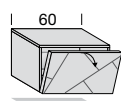


**1 RIBALTA DECORATA, 1 RIPIANO VETRO**  
1 DECORATED DROP-DOWN DOOR, 1  
GLASS SHELF

**A GIORNO, 1 RIPIANO LEGNO**  
OPEN, 1 WOODEN SHELF

**1 CESTONE**  
1 BASKET

**1 CESTONE DECORATO**  
1 DECORATED BASKET



**DCC1413K**

**DCC1371K**

**DCC1434K**

**DCC1431K**

**972**

**792**

**1.084**

**1.203**

mc 0,15 – Kg 20

mc 0,22 – Kg 23

mc 0,22 – Kg 32

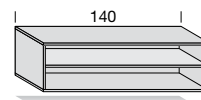
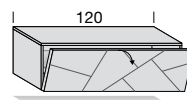
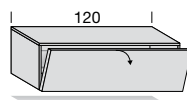
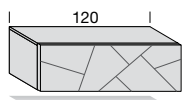
mc 0,22 – Kg 32

**1 CESTONE DECORATO**  
1 DECORATED BASKET

**1 RIBALTA LEGNO, 1 RIPIANO VETRO**  
1 WOODEN DROP-DOWN DOOR, 1 GLASS  
SHELF

**1 RIBALTA DECORATA, 1 RIPIANO VETRO**  
1 DECORATED DROP-DOWN DOOR, 1  
GLASS SHELF

**A GIORNO, 1 RIPIANO LEGNO**  
OPEN, 1 WOODEN SHELF



**DCC1451K**

**DCC1452K**

**DCC1453K**

**DCC1394K**

**1.466**

**1.275**

**1.466**

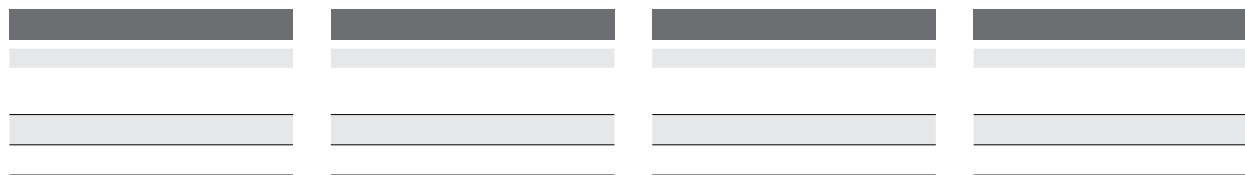
**1.253**

mc 0,29 – Kg 41

mc 0,29 – Kg 40

mc 0,29 – Kg 40

mc 0,35 – Kg 35



**POSSIBILITÀ DI FRONTALE DIVERSO  
DALLA SCOCCA, SPECIFICARE LA  
FINITURA SCELTA**

IN CASE OF FRONT DIFERENT FROM  
THE CARCASE CONSIDER THE  
HIGHER PRICE OF THE CHOOSEN  
FINISH

# DECOR SISTEMA COMPONIBILE - MODULAR SYSTEM

## PENSILI ORIZZONTALI P. 40

### HORIZONTAL WALL UNITS D. 40

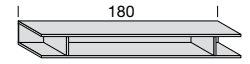
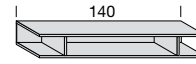
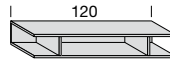
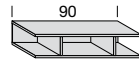
#### PENSILI H. 20 WALL UNITS H. 20

A GIORNO CON 3 VANI  
OPEN WITH 3 COMPARTMENTS

A GIORNO CON 3 VANI  
OPEN WITH 3 COMPARTMENTS

A GIORNO CON 3 VANI  
OPEN WITH 3 COMPARTMENTS

A GIORNO CON 3 VANI  
OPEN WITH 3 COMPARTMENTS



DCC2931K

DCC2941K

DCC2944K

DCC2951K

NOCE-FRASSINO / WALNUT-ASHWOOD

590

686

753

876

mc 0,08 – Kg 12

mc 0,12 – Kg 15

mc 0,14 – Kg 17

mc 0,17 – Kg 21

#### PENSILI H. 40 N.B.: POSIZIONAMENTO MAX PENSILE A RIBALTA H. 160

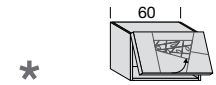
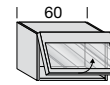
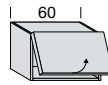
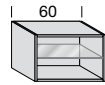
WALL UNITS H. 40  
N.B.: MAX POSITION OF WALL UNIT  
WITH DROP-DOWN DOOR H. 160

A GIORNO, 1 RIPIANO VETRO  
OPEN, 1 GLASS SHELF

1 VASISTAS LEGNO  
1 WOODEN LIFT-UP DOOR

1 VASISTAS VETRO  
1 GLASS LIFT-UP DOOR

1 VASISTAS DECORATA  
1 DECORATED LIFT-UP DOOR



DCC2021K

DCC2102K

DCC2141K

DCC2101K

NOCE-FRASSINO / WALNUT-ASHWOOD

731

753

753

966

mc 0,10 – Kg 12

mc 0,10 – Kg 16

mc 0,10 – Kg 16

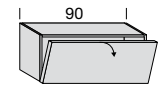
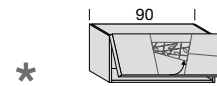
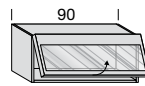
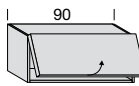
mc 0,10 – Kg 16

1 VASISTAS LEGNO  
1 WOODEN LIFT-UP DOOR

1 VASISTAS VETRO  
1 GLASS LIFT-UP DOOR

1 VASISTAS DECORATA  
1 DECORATED LIFT-UP DOOR

1 RIBALTA LEGNO  
1 WOODEN DROP-DOWN DOOR



DCC2112K

DCC2151K

DCC2111K

DCC2212K

NOCE-FRASSINO / WALNUT-ASHWOOD

961

961

1.286

961

mc 0,17 – Kg 21

mc 0,17 – Kg 21

mc 0,17 – Kg 21

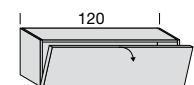
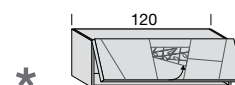
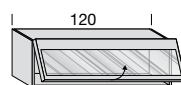
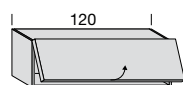
mc 0,17 – Kg 21

1 VASISTAS LEGNO  
1 WOODEN LIFT-UP DOOR

1 VASISTAS VETRO  
1 GLASS LIFT-UP DOOR

1 VASISTAS DECORATA  
1 DECORATED LIFT-UP DOOR

1 RIBALTA LEGNO  
1 WOODEN DROP-DOWN DOOR



DCC2122K

DCC2161K

DCG2121K

DCC2222K

NOCE-FRASSINO / WALNUT-ASHWOOD

1.124

1.124

1.461


1.124

mc 0,20 – Kg 26

mc 0,20 – Kg 26

mc 0,20 – Kg 26

mc 0,20 – Kg 26

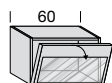
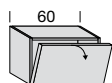


**1 RIBALTA LEGNO**  
1 WOODEN DROP-DOWN DOOR

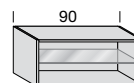
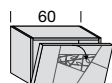
**1 RIBALTA VETRO**  
1 GLASS DROP-DOWN DOOR

**1 RIBALTA DECORATA**  
1 DECORATED DROP-DOWN DOOR

**A GIORNO, 1 RIPIANO VETRO**  
OPEN, 1 GLASS SHELF



\*



**DCC2152K**

**DCC2241K**

**DCC2201K**

**DCC2351K**

**753**

**753**

**966**

**831**

mc 0,10 – Kg 16

mc 0,10 – Kg 16

mc 0,10 – Kg 16

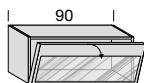
mc 0,17 – Kg 15

**1 RIBALTA VETRO**  
1 GLASS DROP-DOWN DOOR

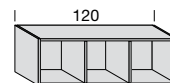
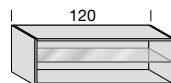
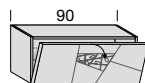
**1 RIBALTA DECORATA**  
1 DECORATED DROP-DOWN DOOR

**A GIORNO, 1 RIPIANO VETRO**  
OPEN, 1 GLASS SHELF

**A GIORNO CON 3 VANI**  
OPEN WITH 3 COMPARTMENTS



\*



**DCC2251K**

**DCC2211K**

**DCC2361K**

**DCC2381K**

**961**

**1.286**

**972**

**972**

mc 0,17 – Kg 21

mc 0,17 – Kg 21

mc 0,20 – Kg 19

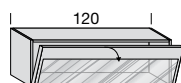
mc 0,20 – Kg 19

**1 RIBALTA VETRO**  
1 GLASS DROP-DOWN DOOR

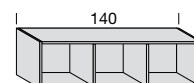
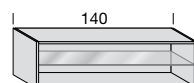
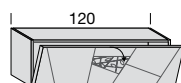
**1 RIBALTA DECORATA**  
1 DECORATED DROP-DOWN DOOR

**A GIORNO, 1 RIPIANO VETRO**  
OPEN, 1 GLASS SHELF

**A GIORNO CON 3 VANI**  
OPEN WITH 3 COMPARTMENTS



\*



**DCC2261K**

**DCC2221K**

**DCC2364K**

**DCC2384K**

**1.124**

**1.461**

**1.129**

**1.129**

mc 0,20 – Kg 26

mc 0,20 – Kg 26

mc 0,27 – Kg 21

mc 0,27 – Kg 21

## OPTIONAL OPTIONAL

**BARRA LED A BASSO CONSUMO  
ACCENSIONE TOUCH  
IN ALLUMINIO L. 37.2**  
LOW CONSUMPTION LED BAR  
TOUCH SWITCH  
IN ALUMINIUM W. 37.2



**ZZZFE22001**

**152**

**ALIMENTATORE  
POWER SUPPLY**



**ZZZFE22002**

**62**

**COLLEGAMENTO  
A CARICO DEL CLIENTE**  
CONNECTIONS  
TO BE MADE BY THE CUSTOMER.

**\***  
SPECIFICARE CON O SENZA  
DECORO FOGLIA  
(IL PREZZO È LO STESSO)  
PLEASE SPECIFY WITH OR WITHOUT  
LEAF DECORATION  
(THE PRICE IS THE SAME)

**POSSIBILITÀ DI FRONTALE DIVERSO  
DALLA SCOCCA, SPECIFICARE LA  
FINITURA SCELTA**

IN CASE OF FRONT DIFFERENT FROM  
THE CARCASE CONSIDER THE  
HIGHER PRICE OF THE CHOSEN  
FINISH

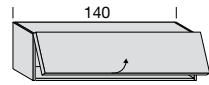
# DECOR SISTEMA COMPONIBILE - MODULAR SYSTEM

## PENSILI ORIZZONTALI P. 40

### HORIZONTAL WALL UNITS D. 40

#### PENSILI H. 40 WALL UNITS H. 40

1 VASISTAS LEGNO  
1 WOODEN LIFT-UP DOOR



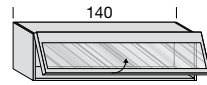
**DCC2124K**

NOCE-FRASSINO / WALNUT-ASHWOOD

**1.303**

mc 0,27 – Kg 29

1 VASISTAS VETRO  
1 GLASS LIFT-UP DOOR

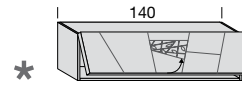


**DCC2164K**

**1.303**

mc 0,27 – Kg 29

1 VASISTAS DECORATA  
1 DECORATED LIFT-UP DOOR

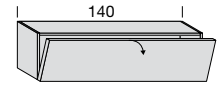


**DCC2114K**

**1.556**

mc 0,27 – Kg 29

1 RIBALTA LEGNO  
1 WOODEN DROP-DOWN DOOR

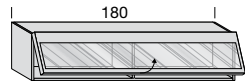


**DCC2224K**

**1.303**

mc 0,27 – Kg 29

1 VASISTAS VETRO  
1 GLASS LIFT-UP DOOR



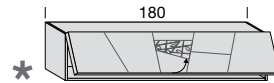
**DCC2171K**

NOCE-FRASSINO / WALNUT-ASHWOOD

**1.421**

mc 0,34 – Kg 36

1 VASISTAS DECORATA  
1 DECORATED LIFT-UP DOOR

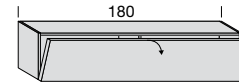


**DCC2131K**

**1.832**

mc 0,34 – Kg 36

1 RIBALTA LEGNO  
1 WOODEN DROP-DOWN DOOR

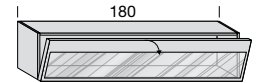


**DCC2232K**

**1.421**

mc 0,34 – Kg 36

1 RIBALTA VETRO  
1 GLASS DROP-DOWN DOOR



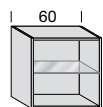
**DCC2271K**

**1.421**

mc 0,34 – Kg 36

#### PENSILI H. 60 WALL UNITS H. 60

A GIORNO, 1 RIPIANO VETRO  
OPEN, 1 GLASS SHELF



DX / RH  
SX / LH

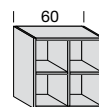
**DCC2601K**

NOCE-FRASSINO / WALNUT-ASHWOOD

**657**

mc 0,17 – Kg 14

A GIORNO CON CROCERA  
OPEN WITH CROSSPIECE

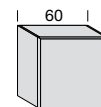


**DCC2611K**

**764**

mc 0,17 – Kg 14

1 ANTA LEGNO, 1 RIPIANO VETRO  
1 WOODEN DOOR, 1 GLASS SHELF

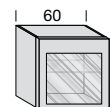


**DCC2741K**  
**DCC2742K**

**843**

mc 0,17 – Kg 19

1 ANTA VETRO, 1 RIPIANO VETRO  
1 GLASS DOOR, 1 GLASS SHELF

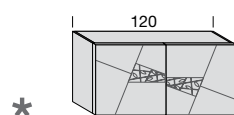


**DCC2641K**  
**DCC2642K**

**843**

mc 0,17 – Kg 19

2 ANTE DECORATE, 2 RIPIANI VETRO  
2 DECORATED DOORS, 2 GLASS SHELVES



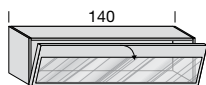
**DCC2981K**

NOCE-FRASSINO / WALNUT-ASHWOOD

**1.685**

mc 0,34 – Kg 32

**1 RIBALTA VETRO**  
1 GLASS DROP-DOWN DOOR

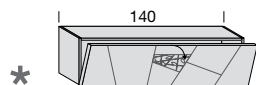


**DCC2264K**

**1.303**

mc 0,27 – Kg 29

**1 RIBALTA DECORATA**  
1 DECORATED DROP-DOWN DOOR

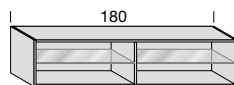


**DCC2214K**

**1.556**

mc 0,27 – Kg 29

**A GIORNO, 1 RIPIANO VETRO**  
OPEN, 1 GLASS SHELF

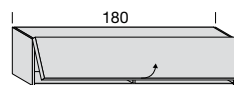


**DCC2921K**

**1.186**

mc 0,34 – Kg 25

**1 VASISTAS LEGNO**  
1 WOODEN LIFT-UP DOOR

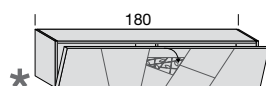


**DCC2132K**

**1.421**

mc 0,34 – Kg 36

**1 RIBALTA DECORATA**  
1 DECORATED DROP-DOWN DOOR

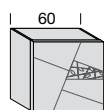


**DCC2231K**

**1.832**

mc 0,34 – Kg 36

**1 ANTA DECORATA, 1 RIPIANO VETRO**  
1 DECORATED DOOR, 1 GLASS SHELF

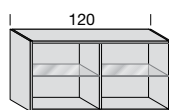


**DCC2621K**  
**DCC2622K**

**1.113**

mc 0,17 – Kg 19

**A GIORNO, 2 RIPIANI VETRO**  
OPEN, 2 GLASS SHELVES

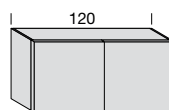


**DCC2281K**

**1.061**

mc 0,34 – Kg 21

**2 ANTE LEGNO, 1 RIPIANO VETRO**  
2 WOODEN DOORS, 1 GLASS SHELF

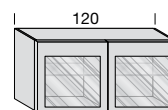


**DCC2181K**

**1.303**

mc 0,34 – Kg 32

**2 ANTE VETRO, 1 RIPIANO VETRO**  
2 GLASS DOORS, 1 GLASS SHELF



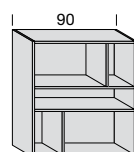
**DCC2081K**

**1.303**

mc 0,34 – Kg 32

**PENSILI H. 100**  
**WALL UNITS H. 100**

**A GIORNO CON CROCIERA**  
OPEN WITH CROSSPIECE



**DCC2911K**

**1.079**

mc 0,42 – Kg 38

**NOCE-FRASSINO / WALNUT-ASHWOOD**

**OPTIONAL**  
**OPTIONAL**

**BARRA LED A BASSO CONSUMO**  
**ACCENSIONE TOUCH**  
**IN ALLUMINIO L. 37.2**  
LOW CONSUMPTION LED BAR  
TOUCH SWITCH  
IN ALUMINIUM W. 37.2



**ZZZFE22001**

**152**

**ALIMENTATORE**  
POWER SUPPLY



**ZZZFE22002**

**62**

**COLLEGAMENTO**  
**A CARICO DEL CLIENTE**  
CONNECTIONS  
TO BE MADE BY THE CUSTOMER.

**\***  
**SPECIFICARE CON O SENZA**  
**DECORO FOGLIA**  
**(IL PREZZO È LO STESSO)**  
PLEASE SPECIFY WITH OR WITHOUT  
LEAF DECORATION  
(THE PRICE IS THE SAME)

**POSSIBILITÀ DI FRONTALE DIVERSO**  
**DALLA SCOCCA, SPECIFICARE LA**  
**FINITURA SCELTA**

IN CASE OF FRONT DIFFERENT FROM  
THE CARCASE CONSIDER THE  
HIGHER PRICE OF THE CHOSEN  
FINISH

# DECOR SISTEMA COMPONIBILE - MODULAR SYSTEM

## PENSILI VERTICALI P. 40/41

### VERTICAL WALL UNITS D. 40/41

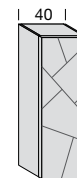
#### PENSILI H. 120 WALL UNITS H. 120

A GIORNO, 2 RIPIANI VETRO  
OPEN, 2 GLASS SHELVES

1 ANTA LEGNO, 2 RIPIANI VETRO  
1 WOODEN DOOR, 2 GLASS SHELVES

1 ANTA VETRO, 2 RIPIANI VETRO  
1 GLASS DOOR, 2 GLASS SHELVES

1 ANTA DECORATA, 2 RIPIANI VETRO  
1 DECORATED DOOR, 2 GLASS SHELVES



DX / RH  
SX / LH

**DCC2311K**

**DCC2321K  
DCC2322K**

**DCC2341K  
DCC2342K**

**DCC2371K  
DCC2372K**

NOCE-FRASSINO / WALNUT-ASHWOOD

**972**

**1.079**

**1.079**

**1.376**

mc 0,23 – Kg 17

mc 0,23 – Kg 24

mc 0,23 – Kg 24

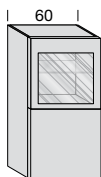
mc 0,23 – Kg 24

1 ANTA VETRO, 1 ANTA LEGNO,  
2 RIPIANI VETRO  
1 GLASS DOOR, 1 WOODEN DOOR,  
2 GLASS SHELVES

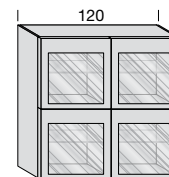
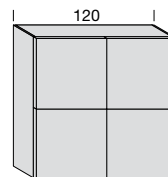
1 ANTA VETRO, 1 ANTA DECORATA,  
2 RIPIANI VETRO  
1 GLASS DOOR, 1 DECORATED DOOR,  
2 GLASS SHELVES

4 ANTE LEGNO,  
4 RIPIANI VETRO  
4 WOODEN DOORS,  
4 GLASS SHELVES

4 ANTE VETRO,  
4 RIPIANI VETRO  
4 GLASS DOORS,  
4 GLASS SHELVES



\*



DX / RH  
SX / LH

**DCC2471K  
DCC2472K**

**DCC2561K  
DCC2562K**

**DCC2811K**

**DCC2821K**

NOCE-FRASSINO / WALNUT-ASHWOOD

**1.303**

**1.382**

**1.983**

**1.983**

mc 0,34 – Kg 30

mc 0,34 – Kg 30

mc 0,68 – Kg 50

mc 0,68 – Kg 50


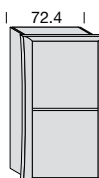
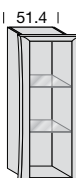
#### PENSILI H. 124.4 CON CORNICE PERIMETRALE WALL UNITS H. 124.4 WITH PERIMETRIC FRAME

A GIORNO, 2 RIPIANI VETRO  
OPEN, 2 GLASS SHELVES

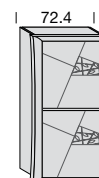
2 ANTE LEGNO,  
2 RIPIANI VETRO  
2 WOODEN DOORS,  
2 GLASS SHELVES

2 ANTE VETRO,  
2 RIPIANI VETRO  
2 GLASS DOORS,  
2 GLASS SHELVES

2 ANTE DECORATE,  
2 RIPIANI VETRO  
2 DECORATED DOORS,  
2 GLASS SHELVES



\*



DX / RH  
SX / LH

**DCC2481K**

**DCC2501K  
DCC2502K**

**DCC2521K  
DCC2522K**

**DCC2591K  
DCC2592K**

NOCE-FRASSINO / WALNUT-ASHWOOD

**1.017**

**1.388**

**1.388**

**1.556**

mc 0,32 – Kg 20

mc 0,44 – Kg 36

mc 0,44 – Kg 36

mc 0,44 – Kg 36

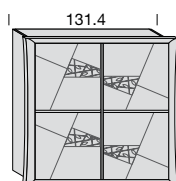
4 ANTE DECORATE,  
4 RIPIANI VETRO  
4 DECORATED DOORS,  
4 GLASS SHELVES

2 ANTE DECORATE, 2 ANTE LEGNO,  
4 RIPIANI VETRO  
2 DECORATED DOORS, 2 WOODEN DOORS,  
4 GLASS SHELVES

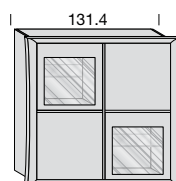
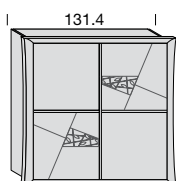
2 ANTE VETRO, 2 ANTE LEGNO,  
4 RIPIANI VETRO  
2 GLASS DOORS, 2 WOODEN DOORS,  
4 GLASS SHELVES

2 ANTE VETRO, 2 ANTE DECORATE,  
4 RIPIANI VETRO  
2 GLASS DOORS, 2 DECORATED DOORS,  
4 GLASS SHELVES

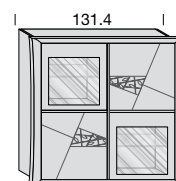
\*



\*



\*



**DCC2791K**

**DCC2711K**

**DCG2871K**

**DCC2891K**

NOCE-FRASSINO / WALNUT-ASHWOOD

**2.489**

**2.349**

**2.129**

**2.349**

mc 0,80 – Kg 58

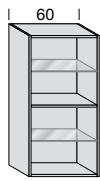
mc 0,80 – Kg 58

mc 0,80 – Kg 58

mc 0,80 – Kg 58



A GIORNO, 2 RIPIANI VETRO,  
1 RIPIANO LEGNO  
OPEN, 2 GLASS SHELVES,  
1 WOODEN SHELF



**DCC2401K**

**1.056**

mc 0,34 – Kg 19

2 ANTE LEGNO,  
2 RIPIANI VETRO  
2 WOODEN DOORS,  
2 GLASS SHELVES



**DCC2411K**  
**DCC2412K**

**1.303**

mc 0,34 – Kg 30

2 ANTE VETRO,  
2 RIPIANI VETRO  
2 GLASS DOORS,  
2 GLASS SHELVES

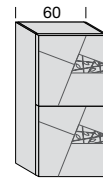


**DCC2431K**  
**DCC2432K**

**1.303**

mc 0,34 – Kg 30

2 ANTE DECORATE,  
2 RIPIANI VETRO  
2 DECORATED DOORS,  
2 GLASS SHELVES



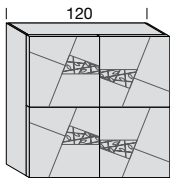
**DCC2581K**  
**DCC2582K**

**1.443**

mc 0,34 – Kg 30

\*

4 ANTE DECORATE,  
4 RIPIANI VETRO  
4 DECORATED DOORS,  
4 GLASS SHELVES

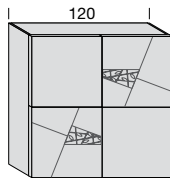


**DCC2781K**

**2.359**

mc 0,68 – Kg 50

2 ANTE DECORATE, 2 ANTE LEGNO,  
4 RIPIANI VETRO  
2 DECORATED DOORS, 2 WOODEN DOORS,  
4 GLASS SHELVES



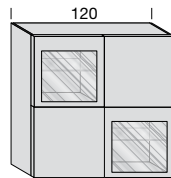
**DCC2751K**

**2.236**

mc 0,68 – Kg 50

\*

2 ANTE VETRO, 2 ANTE LEGNO,  
4 RIPIANI VETRO  
2 GLASS DOORS, 2 WOODEN DOORS,  
4 GLASS SHELVES

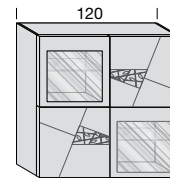


**DCC2861K**

**1.983**

mc 0,68 – Kg 50

2 ANTE VETRO, 2 ANTE DECORATE,  
4 RIPIANI VETRO  
2 GLASS DOORS, 2 DECORATED DOORS,  
4 GLASS SHELVES



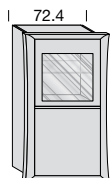
**DCC2881K**

**2.236**

mc 0,68 – Kg 50

\*

1 ANTA VETRO, 1 ANTA LEGNO,  
2 RIPIANI VETRO  
1 GLASS DOOR, 1 WOODEN DOOR,  
2 GLASS SHELVES

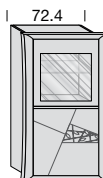


**DCC2541K**  
**DCC2542K**

**1.388**

mc 0,44 – Kg 36

1 ANTA VETRO, 1 ANTA DECORATA,  
2 RIPIANI VETRO  
1 GLASS DOOR, 1 DECORATED DOOR,  
2 GLASS SHELVES



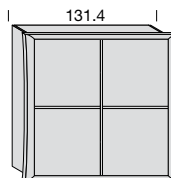
**DCC2571K**  
**DCC2572K**

**1.483**

mc 0,44 – Kg 36

\*

4 ANTE LEGNO,  
4 RIPIANI VETRO  
4 WOODEN DOORS,  
4 GLASS SHELVES

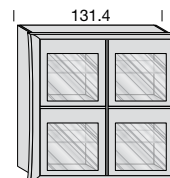


**DCC2841K**

**2.129**

mc 0,80 – Kg 58

4 ANTE VETRO,  
4 RIPIANI VETRO  
4 GLASS DOORS,  
4 GLASS SHELVES




**DCC2851K**

**2.129**

mc 0,80 – Kg 58

**OPTIONAL**  
**OPTIONAL**

**BARRA LED A BASSO CONSUMO**  
**ACCENSIONE TOUCH**  
**IN ALLUMINIO L. 37.2**  
LOW CONSUMPTION LED BAR  
TOUCH SWITCH  
IN ALUMINIUM W. 37.2



**ZZZFE22001**

**152**

**ALIMENTATORE**  
**POWER SUPPLY**



**ZZZFE22002**

**62**

**COLLEGAMENTO**  
**A CARICO DEL CLIENTE**  
CONNECTIONS  
TO BE MADE BY THE CUSTOMER.

**\***  
**SPECIFICARE CON O SENZA**  
**DECORO FOGLIA**  
**(IL PREZZO È LO STESSO)**  
PLEASE SPECIFY WITH OR WITHOUT  
LEAF DECORATION  
(THE PRICE IS THE SAME)

**POSSIBILITÀ DI FRONTALE DIVERSO**  
**DALLA SCOCCA, SPECIFICARE LA**  
**FINITURA SCELTA**

IN CASE OF FRONT DIFFERENT FROM  
THE CARCASE CONSIDER THE  
HIGHER PRICE OF THE CHOSEN  
FINISH

# DECOR SISTEMA COMPONIBILE - MODULAR SYSTEM

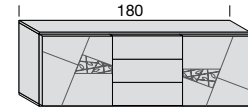
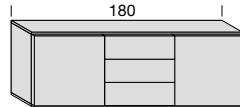
## MADIE E VETRINE P. 40/50

### CUPBOARDS AND DISPLAY UNITS D. 40/50

**MADIA H. 63 P. 40**  
CUPBOARD H. 63 D. 40

2 ANTE LEGNO, 3 CASSETTI, 2 RIPIANI VETRO  
2 WOODEN DOORS, 3 DRAWERS, 2 GLASS SHELVES

2 ANTE DECORATE, 3 CASSETTI, 2 RIPIANI VETRO  
2 DECORATED DOORS, 3 DRAWERS, 2 GLASS SHELVES



\*

**DCC6101K**

**DCC6201K**

NOCE-FRASSINO / WALNUT-ASHWOOD

**2.252**

**2.596**

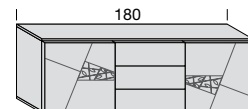
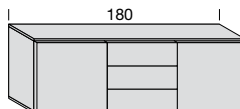
mc 0,54 – Kg 80

mc 0,54 – Kg 80

**MADIA H. 63 P. 50**  
CUPBOARD H. 63 D. 50

2 ANTE LEGNO, 3 CASSETTI, 2 RIPIANI VETRO  
2 WOODEN DOORS, 3 DRAWERS, 2 GLASS SHELVES

2 ANTE DECORATE, 3 CASSETTI, 2 RIPIANI VETRO  
2 DECORATED DOORS, 3 DRAWERS, 2 GLASS SHELVES



\*

**DCC6105K**

**DCC6205K**

NOCE-FRASSINO / WALNUT-ASHWOOD

**2.455**

**2.792**

mc 0,67 – Kg 100

mc 0,67 – Kg 100

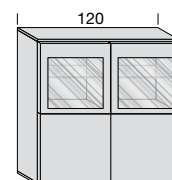
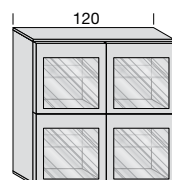
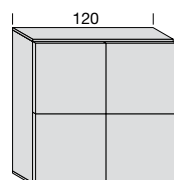
**MADIA H. 123 P. 40**  
CUPBOARD H. 123 D. 40

4 ANTE LEGNO,  
4 RIPIANI VETRO  
4 WOODEN DOORS,  
4 GLASS SHELVES

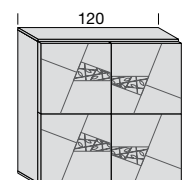
4 ANTE VETRO,  
4 RIPIANI VETRO  
4 GLASS DOORS,  
4 GLASS SHELVES

2 ANTE VETRO, 2 ANTE LEGNO,  
4 RIPIANI VETRO  
2 GLASS DOORS, 2 WOODEN DOORS,  
4 GLASS SHELVES

4 ANTE DECORATE,  
4 RIPIANI VETRO  
4 DECORATED DOORS,  
4 GLASS SHELVES



\*



**DCC6121K**

**DCC6131K**

**DCC6141K**

**DCC6221K**

NOCE-FRASSINO / WALNUT-ASHWOOD

**2.129**

**2.129**

**2.129**

**2.753**

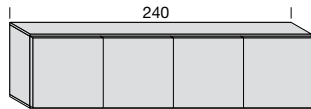
mc 0,70 – Kg 52

mc 0,70 – Kg 52

mc 0,70 – Kg 52

mc 0,70 – Kg 52

4 ANTE LEGNO, 2 RIPIANI VETRO  
4 WOODEN DOORS, 2 GLASS SHELVES

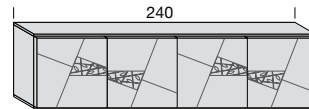


**DCC6111K**

**2.494**

mc 0,72 – Kg 112

4 ANTE DECORATE, 2 RIPIANI VETRO  
4 DECORATED DOORS, 2 GLASS SHELVES

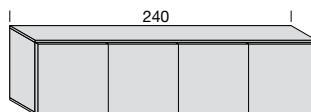


**DCC6311K**

**3.236**

mc 0,72 – Kg 112

4 ANTE LEGNO, 2 RIPIANI VETRO  
4 WOODEN DOORS, 2 GLASS SHELVES

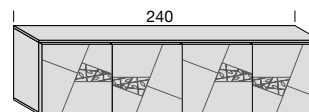


**DCC6115K**

**2.753**

mc 0,90 – Kg 140

4 ANTE DECORATE, 2 RIPIANI VETRO  
4 DECORATED DOORS, 2 GLASS SHELVES



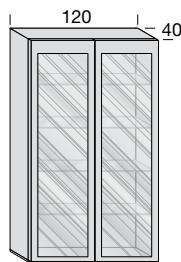
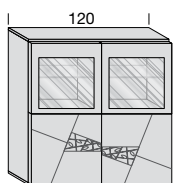
**DCC6315K**

**3.500**

mc 0,90 – Kg 140

2 ANTE VETRO, 2 ANTE DECORATE,  
4 RIPIANI VETRO  
2 GLASS DOORS, 2 DECORATED DOORS,  
4 GLASS SHELVES

**VETRINA H. 208 P. 40**  
**DISPLAY UNIT H. 208 D. 40**  
2 ANTE VETRO  
2 GLASS DOORS



**DCC6241K**

**2.439**

mc 0,70 – Kg 52

4 RIPIANI VETRO  
4 GLASS SHELVES

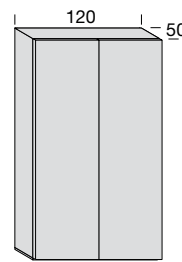
**DCC6011K**

**2.702**

mc 1,18 – Kg 96

**CAPPOTTIERA H. 208 P. 50**  
**COAT WARDROBE H. 208 D. 50**  
2 ANTE LEGNO  
2 WOODEN DOORS

**NEW**



1 RIPIANO LEGNO, 1 TUBO APPENDIABITI  
1 WOODEN SHELF, 1 CLOTHES HANGER TUBE

**DCC6001K**

**2.702**

mc 1,18 – Kg 96

**OPTIONAL**  
**OPTIONAL**

BARRA LED A BASSO CONSUMO  
ACCENSIONE TOUCH  
IN ALLUMINIO L. 37.2  
LOW CONSUMPTION LED BAR  
TOUCH SWITCH  
IN ALUMINIUM W. 37.2



**ZZZFE22001**

**152**

ALIMENTATORE  
POWER SUPPLY



**ZZZFE22002**

**62**

COLLEGAMENTO  
A CARICO DEL CLIENTE  
CONNECTIONS  
TO BE MADE BY THE CUSTOMER.

\*  
SPECIFICARE CON O SENZA  
DECORO FOGLIA  
(IL PREZZO È LO STESSO)  
PLEASE SPECIFY WITH OR WITHOUT  
LEAF DECORATION  
(THE PRICE IS THE SAME)

POSSIBILITÀ DI FRONTALE DIVERSO  
DALLA SCOCCA, SPECIFICARE LA  
FINITURA SCELTA

IN CASE OF FRONT DIFFERENT FROM  
THE CARCASE CONSIDER THE  
HIGHER PRICE OF THE CHOSEN  
FINISH

# DECOR SISTEMA COMPONIBILE - MODULAR SYSTEM

## COMPOSIZIONI A CATALOGO CATALOGUE COMPOSITIONS

POSSIBILITÀ DI FRONTALE DIVERSO DALLA SCOCCA, SPECIFICARE LA FINITURA SCELTA  
IN CASE OF FRONT DIFFERENT FROM THE CARCASE CONSIDER THE HIGHER PRICE OF THE CHOOSEN FINISH

Per le composizioni a catalogo dei componibili Decor: il prezzo di listino indicato è bloccato, applicabile solamente a composizioni come da foto/ disegno riportato.

E' ammessa la variazione delle dimensioni delle mensole e mensoloni, in questo caso il prezzo verrà calcolato aggiungendo al prezzo bloccato la maggiorazione o riduzione di listino dell'elemento variato.

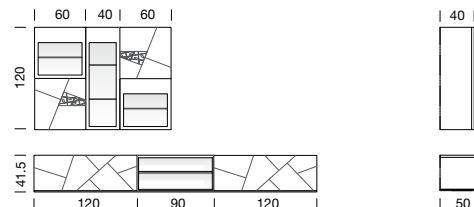
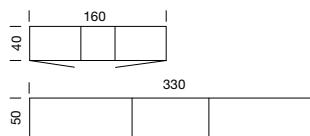
All Decor modular compositions in the catalogue have a fixed price applicable only to compositions as shown in the photo or technical drawing.

The only change possible is the variation in the dimensions of the shelves and large shelves. The price in this case is calculated as the difference between the blocked price of the composition and the increase / reduction of the price of the changed shelves / large shelves.

### COMPOSIZIONE 122

#### COMPOSITION 122

PAG. 38 CATALOGO "PROPOSTE ARREDATIVE"  
PAGE 38 "FURNISHING SOLUTIONS" CATALOGUE



NOCE  
FRASSINO

DCC0122K

PREZZO TOTALE COMPOSIZIONE  
TOTAL PRICE FOR COMPOSITION

7.297

- 2 BASE A TERRA CON CESTONE DECORATO L 120 P 50  
FLOOR-STANDING BASE UNIT WITH DECORATED BASKET W 120 D 50
- 1 BASE A TERRA A GIORNO CON RIPIANO LEGNO L 90 P 50  
OPEN FLOOR-STANDING BASE UNIT WITH WOODEN SHELF W 90 D 50
- 2 PENSILE ANTA VETRO E ANTA DECORATA CON DECORO FOGLIA L 60 H 120  
WALL UNIT WITH GLASS DOOR AND DECORATED DOOR WITH LEAF DECORATION W 60 H 120
- 1 PENSILE VERTICALE ANTA VETRO L 40 H 120  
VERTICAL WALL UNIT WITH GLASS DOOR W 40 H 120

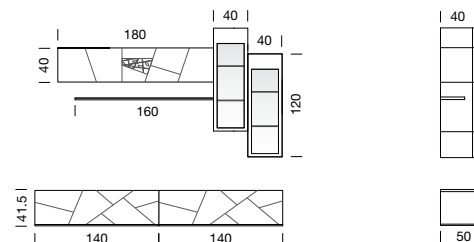
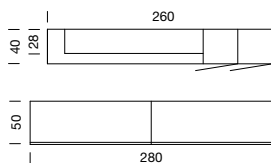


L. W. 330  
P. D. 40/50

### COMPOSIZIONE 176

#### COMPOSITION 176

PAG. 39 CATALOGO "PROPOSTE ARREDATIVE"  
PAGE 39 "FURNISHING SOLUTIONS" CATALOGUE




NOCE  
FRASSINO

DCC0176K

PREZZO TOTALE COMPOSIZIONE  
TOTAL PRICE FOR COMPOSITION

7.517

- 2 BASE A TERRA CON CESTONE DECORATO L 140 P 50  
FLOOR-STANDING BASE UNIT WITH DECORATED BASKET W 140 D 50
- 1 PENSILE VASISTAS ANTA DECORATA CON DECORO FOGLIA L 180  
WALL UNIT WITH LIFT-UP DOOR WITH LEAF DECORATION W 180
- 1 MENSOLA L 160  
SHELF W 160
- 2 PENSILE ANTA VETRO L 40 H 120  
WALL UNIT WITH GLASS DOOR W 40 H 120



L. W. 280  
P. D. 40/50

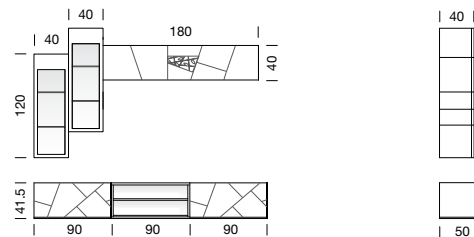
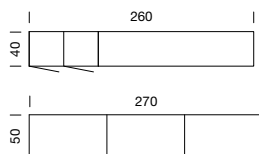
## COMPOSIZIONI A CATALOGO CATALOGUE COMPOSITIONS

POSSIBILITÀ DI FRONTALE DIVERSO DALLA SCOCCA, SPECIFICARE LA FINITURA SCELTA  
IN CASE OF FRONT DIFFERENT FROM THE CARCASE CONSIDER THE HIGHER PRICE OF THE CHOOSEN FINISH

### COMPOSIZIONE 126

#### COMPOSITION 126

PAG. 40 CATALOGO "PROPOSTE ARREDATIVE"  
PAGE 40 "FURNISHING SOLUTIONS" CATALOGUE



NOCE  
FRASSINO

DCC0126K

PREZZO TOTALE COMPOSIZIONE  
TOTAL PRICE FOR COMPOSITION

6.938

- 2 BASE A TERRA CON CESTONE DECORATO L 90 P 50  
FLOOR-STANDING BASE UNIT WITH DECORATED BASKET W 90 D 50
- 1 BASE A TERRA A GIORNO CON RIPIANO LEGNO L 90 P 50  
OPEN FLOOR-STANDING BASE UNIT WITH WOODEN SHELF W 90 D 50
- 2 PENSILE ANTA VETRO L 40 H 120  
WALL UNIT WITH GLASS DOOR W 40 H 120
- 1 PENSILE VASISTAS ANTA DECORATA CON DECORO FOGLIA L 180  
WALL UNIT WITH LIFT-UP DOOR WITH LEAF DECORATION W 180

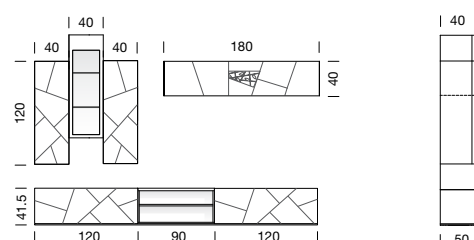
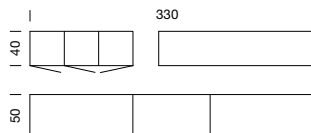


L. W. 270  
P. D. 40/50

### COMPOSIZIONE 128

#### COMPOSITION 128

PAG. 41 CATALOGO "PROPOSTE ARREDATIVE"  
PAGE 41 "FURNISHING SOLUTIONS" CATALOGUE



NOCE  
FRASSINO

DCC0128K

PREZZO TOTALE COMPOSIZIONE  
TOTAL PRICE FOR COMPOSITION

9.055

- 2 BASE A TERRA CON CESTONE DECORATO L 120 P 50  
FLOOR-STANDING BASE UNIT WITH DECORATED BASKET W 120 D 50
- 1 BASE A TERRA A GIORNO CON RIPIANO LEGNO L 90 P 50  
OPEN FLOOR-STANDING BASE UNIT WITH WOODEN SHELF W 90 D 50
- 2 PENSILE ANTA DECORATA L 40 H 120  
WALL UNIT WITH DECORATED DOOR W 40 H 120
- 1 PENSILE ANTA VETRO L 40 H 120  
WALL UNIT WITH GLASS DOOR W 40 H 120
- 1 PENSILE VASISTAS ANTA DECORATA CON DECORO FOGLIA L 180  
WALL UNIT WITH LIFT-UP DOOR WITH LEAF DECORATION W 180

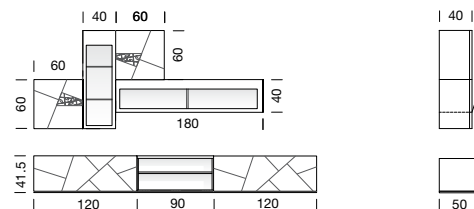
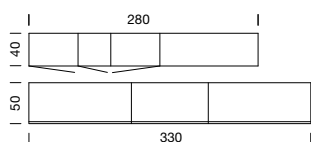


L. W. 330  
P. D. 40/50

### COMPOSIZIONE 132

#### COMPOSITION 132

PAG. 42 CATALOGO "PROPOSTE ARREDATIVE"  
PAGE 42 "FURNISHING SOLUTIONS" CATALOGUE



NOCE  
FRASSINO

DCC0132K

PREZZO TOTALE COMPOSIZIONE  
TOTAL PRICE FOR COMPOSITION

8.134

- 2 BASE A TERRA CON CESTONE DECORATO L 120 P 50  
FLOOR-STANDING BASE UNIT WITH DECORATED BASKET W 120 D 50
- 1 BASE A TERRA A GIORNO CON RIPIANO LEGNO L 90 P 50  
OPEN FLOOR-STANDING BASE UNIT WITH WOODEN SHELF W 90 D 50
- 2 PENSILE ANTA DECORATA CON DECORO FOGLIA L 60 H 60  
WALL UNIT WITH DOOR WITH LEAF DECORATION W 60 H 60
- 1 PENSILE ANTA VETRO L 40 H 120  
WALL UNIT WITH GLASS DOOR W 40 H 120
- 1 PENSILE RIBALTA ANTA VETRO L 180  
WALL UNIT WITH GLASS DROP-DOWN DOOR W 180



L. W. 330  
P. D. 40/50

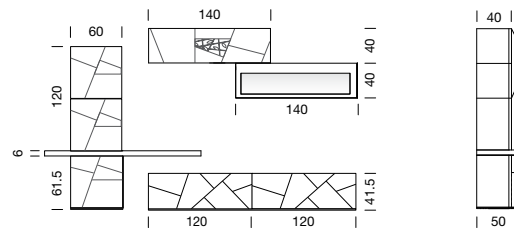
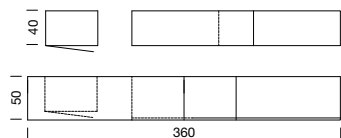


## COMPOSIZIONI A CATALOGO CATALOGUE COMPOSITIONS

POSSIBILITÀ DI FRONTALE DIVERSO DALLA SCOCCA, SPECIFICARE LA FINITURA SCELTA  
IN CASE OF FRONT DIFFERENT FROM THE CARCASE CONSIDER THE HIGHER PRICE OF THE CHOOSEN FINISH

### COMPOSIZIONE 140 COMPOSITION 140

PAG. 47 CATALOGO "PROPOSTE ARREDATIVE"  
PAGE 47 "FURNISHING SOLUTIONS" CATALOGUE



<b>DCC0140K</b>	<b>PREZZO TOTALE COMPOSIZIONE</b> TOTAL PRICE FOR COMPOSITION	<b>NOCE FRASSINO</b>
		<b>8.628</b>

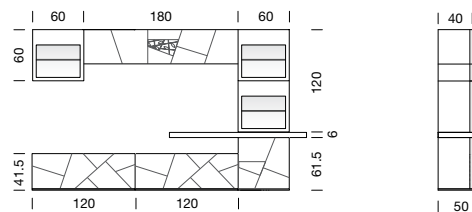
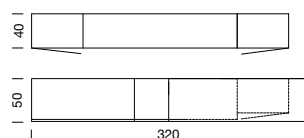
- 2 BASE A TERRA CON CESTONE DECORATO L 120 P 50  
FLOOR-STANDING BASE UNIT WITH DECORATED BASKET W 120 D 50
- 1 BASE A TERRA ANTA DECORATA L 60 H 61,5 P 40  
FLOOR-STANDING BASE UNIT WITH DECORATED DOOR LH W 60 H 61.5 D 40
- 1 MENSOLONE L 180 P 50  
LARGE SHELF W 180 D 50
- 1 PENSILE 2 ANTE DECORATE L 60 H 120  
WALL UNIT WITH 2 DECORATED DOORS W 60 H 120
- 1 PENSILE VASISTAS ANTA DECORATA CON DECORO FOGLIA L 140  
WALL UNIT WITH LIFT-UP DOOR WITH LEAF DECORATION W 140
- 1 PENSILE RIBALTA ANTA VETRO L 140  
WALL UNIT WITH GLASS DROP-DOWN DOOR W 140



L. W. 360  
P. D. 40/50

### COMPOSIZIONE 146 COMPOSITION 146

PAG. 50 CATALOGO "PROPOSTE ARREDATIVE"  
PAGE 50 "FURNISHING SOLUTIONS" CATALOGUE



<b>DCC0146K</b>	<b>PREZZO TOTALE COMPOSIZIONE</b> TOTAL PRICE FOR COMPOSITION	<b>NOCE FRASSINO</b>
		<b>8.196</b>

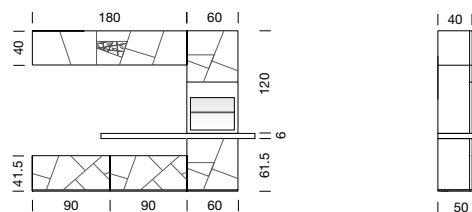
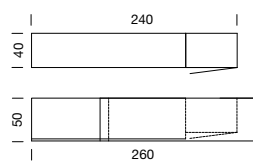
- 2 BASE A TERRA CON CESTONE DECORATO L 120 P 50  
FLOOR-STANDING BASE UNIT WITH DECORATED BASKET W 120 D 50
- 1 BASE A TERRA ANTA DECORATA L 60 H 61,5 P 40  
FLOOR-STANDING BASE UNIT WITH DECORATED DOOR W 60 H 61.5 D 40
- 1 MENSOLONE L 160 P 50  
LARGE SHELF W 160 D 50
- 1 PENSILE 2 ANTE VETRO L 60 H 120  
WALL UNIT WITH 2 GLASS DOORS W 60 H 120
- 1 PENSILE VASISTAS ANTA DECORATA CON DECORO FOGLIA L 180  
WALL UNIT WITH LIFT-UP DOOR WITH LEAF DECORATION W 180
- 1 PENSILE ANTA VETRO L 60 H 60  
WALL UNIT WITH GLASS DOOR W 60 H 60



L. W. 320  
P. D. 40/50

### COMPOSIZIONE 148 COMPOSITION 148

PAG. 51 CATALOGO "PROPOSTE ARREDATIVE"  
PAGE 51 "FURNISHING SOLUTIONS" CATALOGUE



<b>DCC0148K</b>	<b>PREZZO TOTALE COMPOSIZIONE</b> TOTAL PRICE FOR COMPOSITION	<b>NOCE FRASSINO</b>
		<b>7.090</b>

- 2 BASE A TERRA CON CESTONE DECORATO L 90 P 50  
FLOOR-STANDING BASE UNIT WITH DECORATED DOOR W 90 D 50
- 1 BASE A TERRA ANTA DECORATA L 60 H 61,5 P 40  
FLOOR-STANDING BASE UNIT WITH DECORATED DOOR RH W 60 H 61.5 D 40
- 1 MENSOLONE L 180 P 50  
LARGE SHELF W 180 D 50
- 1 PENSILE ANTA DECORATA E ANTA VETRO L 60 H 120  
WALL UNIT WITH DECORATED DOOR AND GLASS DOOR W 60 H 120
- 1 PENSILE VASISTAS ANTA DECORATA CON DECORO FOGLIA L 180  
WALL UNIT WITH LIFT-UP DOOR WITH LEAF DECORATION W 180



L. W. 260  
P. D. 40/50

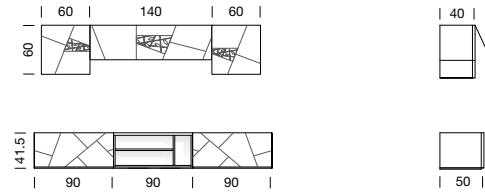
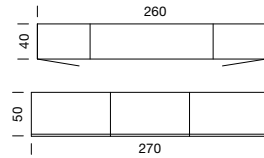
# DECOR SISTEMA COMPONIBILE - MODULAR SYSTEM

## COMPOSIZIONI A CATALOGO CATALOGUE COMPOSITIONS

POSSIBILITÀ DI FRONTALE DIVERSO DALLA SCOCCA, SPECIFICARE LA FINITURA SCELTA  
IN CASE OF FRONT DIFFERENT FROM THE CARCASE CONSIDER THE HIGHER PRICE OF THE CHOOSEN FINISH

### COMPOSIZIONE 150 COMPOSITION 150

PAG. 52 CATALOGO "PROPOSTE ARREDATIVE"  
PAGE 52 "FURNISHING SOLUTIONS" CATALOGUE



<b>DCC0150K</b>	<b>PREZZO TOTALE COMPOSIZIONE</b> TOTAL PRICE FOR COMPOSITION	<b>NOCE FRASSINO</b> <b>6.798</b>
-----------------	--	--------------------------------------

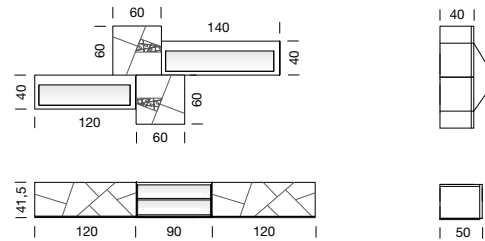
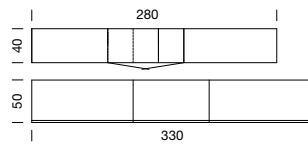
- 2 BASE A TERRA CON CESTONE DECORATO L 90 P 50  
FLOOR-STANDING BASE UNIT WITH DECORATED BASKET W 90 D 50
- 1 BASE A TERRA A GIORNO CON RIPIANO LEGNO E DIVISORIO L 90 P 50  
OPEN FLOOR-STANDING BASE UNIT WITH WOODEN SHELF AND PARTITION W 90 D 50
- 2 PENSILE ANTA DECORATA CON DECORO FOGLIA L 60 H 60  
WALL UNIT WITH DOOR LH WITH LEAF DECORATION W 60 H 60
- 1 PENSILE VASISTAS ANTA DECORATA CON DECORO FOGLIA L 140  
WALL UNIT WITH LIFT-UP DOOR WITH LEAF DECORATION W 140



L. W. 270  
P. D. 40/50

### COMPOSIZIONE 152 COMPOSITION 152

PAG. 53 CATALOGO "PROPOSTE ARREDATIVE"  
PAGE 53 "FURNISHING SOLUTIONS" CATALOGUE



<b>DCC0152K</b>	<b>PREZZO TOTALE COMPOSIZIONE</b> TOTAL PRICE FOR COMPOSITION	<b>NOCE FRASSINO</b> <b>8.084</b>
-----------------	--	--------------------------------------

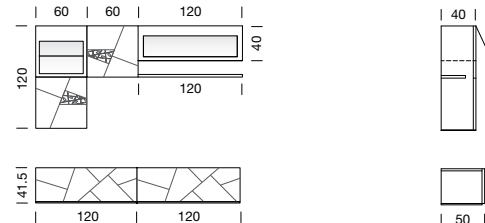
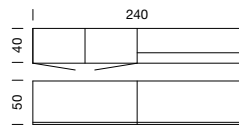
- 2 BASE A TERRA CON CESTONE DECORATO L 120 P 50  
FLOOR-STANDING BASE UNIT WITH DECORATED BASKET W 120 D 50
- 1 BASE A TERRA A GIORNO CON RIPIANO LEGNO L 90 P 50  
OPEN FLOOR-STANDING OPEN BASE UNIT WITH WOODEN SHELF W 90 D 50
- 1 PENSILE RIBALTA ANTA VETRO L 120  
WALL UNIT WITH GLASS DROP-DOWN DOOR W 120
- 2 PENSILE ANTA DECORATA CON DECORO FOGLIA L 60 H 60  
WALL UNIT WITH DOOR WITH LEAF DECORATION W 60 H 60
- 1 PENSILE VASISTAS ANTA VETRO L 140  
WALL UNIT WITH GLASS LIFT-UP DOOR W 140



L. W. 330  
P. D. 40/50

### COMPOSIZIONE 156 COMPOSITION 156

PAG. 55 CATALOGO "PROPOSTE ARREDATIVE"  
PAGE 55 "FURNISHING SOLUTIONS" CATALOGUE



<b>DCC0156K</b>	<b>PREZZO TOTALE COMPOSIZIONE</b> TOTAL PRICE FOR COMPOSITION	<b>NOCE FRASSINO</b> <b>6.544</b>
-----------------	--	--------------------------------------

- 2 BASE A TERRA CON CESTONE DECORATO L 120 P 50  
FLOOR-STANDING BASE UNIT WITH DECORATED BASKET W 120 D 50
- 1 PENSILE ANTA VETRO E ANTA DECORATA CON DECORO FOGLIA L 60 H 120  
WALL UNIT WITH GLASS DOOR AND DECORATED DOOR WITH LEAF DECORATION W 60 H 120
- 1 PENSILE ANTA DECORATA CON DECORO FOGLIA L 60 H 60  
WALL UNIT WITH DOOR WITH LEAF DECORATION W 60 H 60
- 1 PENSILE VASISTAS ANTA VETRO L 120  
WALL UNIT WITH GLASS LIFT-UP DOOR W 120
- 1 MENSOLA L 120  
SHELF W 120



L. W. 240  
P. D. 40/50



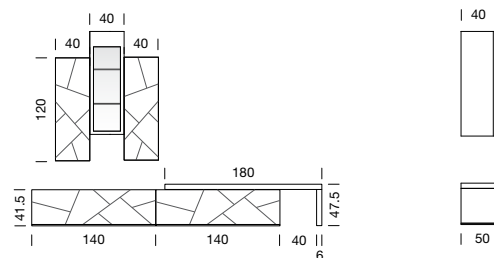
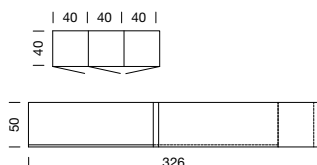
## COMPOSIZIONI A CATALOGO CATALOGUE COMPOSITIONS

POSSIBILITÀ DI FRONTALE DIVERSO DALLA SCOCCA, SPECIFICARE LA FINITURA SCELTA  
IN CASE OF FRONT DIFFERENT FROM THE CARCASE, CONSIDER THE HIGHER PRICE OF THE CHOOSEN FINISH

### COMPOSIZIONE 158

#### COMPOSITION 158

PAG. 56 CATALOGO "PROPOSTE ARREDATIVE"  
PAGE 56 "FURNISHING SOLUTIONS" CATALOGUE



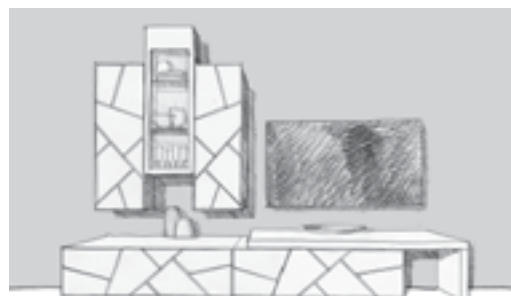
NOCE  
FRASSINO

DCC0158K

PREZZO TOTALE COMPOSIZIONE  
TOTAL PRICE FOR COMPOSITION

7.882

- 2 BASE A TERRA CON CESTONE DECORATO L 140 P 50  
FLOOR-STANDING BASE UNIT WITH DECORATED BASKET W 140 D 50
- 1 MENSOLENE L 180 P 50  
LARGE SHELF W 180 D 50
- 1 PIEDISTALLO PER MENSOLENE H 41,5 P 50  
PEDESTAL FOR LARGE SHELF H 41.5 D 50
- 2 PENSILE ANTA DECORATA L 40 H 120  
WALL UNIT WITH DECORATED DOOR W 40 H 120
- 1 PENSILE ANTA VETRO L 40 H 120  
WALL UNIT WITH GLASS DOOR LH W 40 H 120

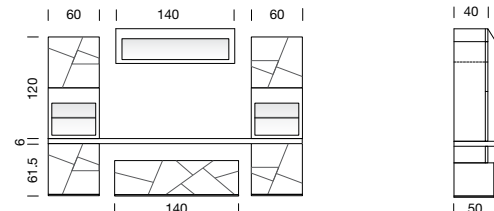
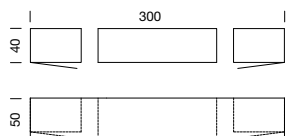


L. W. 326  
P. D. 40/50

### COMPOSIZIONE 162

#### COMPOSITION 162

PAG. 57 CATALOGO "PROPOSTE ARREDATIVE"  
PAGE 57 "FURNISHING SOLUTIONS" CATALOGUE



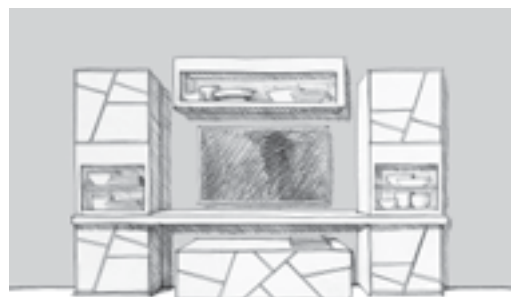
NOCE  
FRASSINO

DCC0162K

PREZZO TOTALE COMPOSIZIONE  
TOTAL PRICE FOR COMPOSITION

8.663

- 1 BASE A TERRA CON CESTONE DECORATO L 140 P 50  
FLOOR-STANDING BASE UNIT WITH DECORATED BASKET W 140 D 50
- 1 MENSOLENE L 300 P 50  
LARGE SHELF W 300 D 50
- 2 BASE A TERRA ANTA DECORATA L 60 H 61,5 P 40  
BASE UNIT WITH DECORATED DOOR LH W 60 H 61.5
- 2 PENSILE ANTA DECORATA E ANTA VETRO L 60 H 120  
WALL UNIT WITH DECORATED DOOR AND GLASS DOOR W 60 H 120
- 1 PENSILE VASISTAS ANTA VETRO L 140  
WALL UNIT WITH GLASS LIFT-UP DOOR W 140

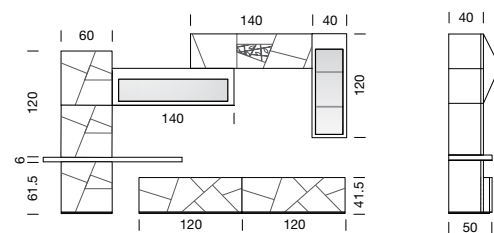
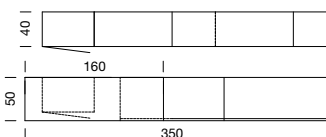


L. W. 300  
P. D. 40/50

### COMPOSIZIONE 164

#### COMPOSITION 164

PAG. 58 CATALOGO "PROPOSTE ARREDATIVE"  
PAGE 58 "FURNISHING SOLUTIONS" CATALOGUE



NOCE  
FRASSINO

DCC0164K

PREZZO TOTALE COMPOSIZIONE  
TOTAL PRICE FOR COMPOSITION

9.667

- 2 BASE A TERRA CON CESTONE DECORATO L 120 P 50  
FLOOR-STANDING BASE UNIT WITH DECORATED BASKET W 120 D 50
- 1 BASE A TERRA ANTA DECORATA L 60 H 61,5 P 40  
FLOOR-STANDING BASE UNIT WITH DECORATED DOOR W 60 D 40
- 1 MENSOLENE L 180 P 50  
LARGE SHELF W 180 D 50
- 1 PENSILE 2 ANTE DECORATE L 60 H 120  
WALL UNIT WITH 2 DECORATED DOORS W 60 H 120
- 1 PENSILE VASISTAS ANTA DECORATA CON DECORO FOGLIA L 140  
WALL UNIT WITH LIFT-UP DOOR WITH LEAF DECORATION W 140
- 1 PENSILE RIBALTA ANTA VETRO L 140  
WALL UNIT WITH GLASS DROP-DOWN DOOR W 140
- 1 PENSILE ANTA VETRO L 40 H 120  
WALL UNIT WITH GLASS DOOR W 40 H 120



L. W. 350  
P. D. 40/50

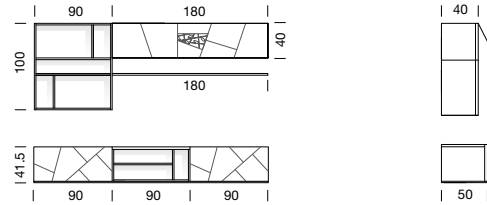
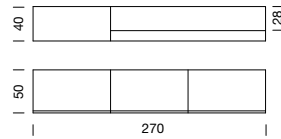
# DECOR SISTEMA COMPONIBILE - MODULAR SYSTEM

## COMPOSIZIONI A CATALOGO CATALOGUE COMPOSITIONS

POSSIBILITÀ DI FRONTALE DIVERSO DALLA SCOCCA, SPECIFICARE LA FINITURA SCELTA  
IN CASE OF FRONT DIFFERENT FROM THE CARCASE CONSIDER THE HIGHER PRICE OF THE CHOOSEN FINISH

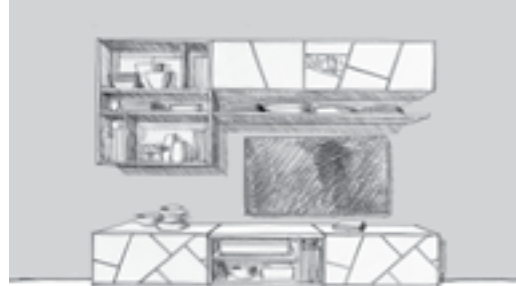
### COMPOSIZIONE 168 COMPOSITION 168

PAG. 61 CATALOGO "PROPOSTE ARREDATIVE"  
PAGE 61 "FURNISHING SOLUTIONS" CATALOGUE



		<b>NOCE FRASSINO</b>
<b>DCC0168K</b>	<b>PREZZO TOTALE COMPOSIZIONE TOTAL PRICE FOR COMPOSITION</b>	<b>6.286</b>

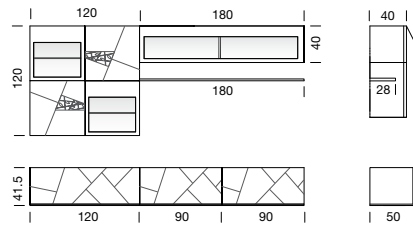
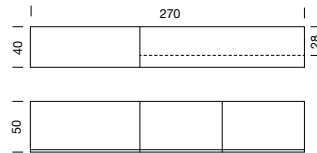
- 2 BASE A TERRA CON CESTONE DECORATO L 90 P 50  
FLOOR-STANDING BASE UNIT WITH DECORATED BASKET W 90 D 50
- 1 BASE A TERRA A GIORNO CON RIPIANO LEGNO E DIVISORIO L 90 P 50  
OPEN FLOOR-STANDING BASE UNIT WITH WOODEN SHELF AND PARTITION W 90 D 50
- 1 PENSILE A GIORNO L 90 H 100  
OPEN WALL UNIT W 90 H 100
- 1 PENSILE VASISTAS ANTA LEGNO DECORATA CON DECORO FOGLIA L 180  
WALL UNIT WITH WOODEN LIFT-UP DOOR WITH LEAF DECORATION W 180
- 1 MENSOLA L 180  
SHELF W 180



L. W. 270  
P. D. 40/50

### COMPOSIZIONE 170 COMPOSITION 170

PAG. 61 CATALOGO "PROPOSTE ARREDATIVE"  
PAGE 61 "FURNISHING SOLUTIONS" CATALOGUE



		<b>NOCE FRASSINO</b>
<b>DCC0170K</b>	<b>PREZZO TOTALE COMPOSIZIONE TOTAL PRICE FOR COMPOSITION</b>	<b>7.607</b>

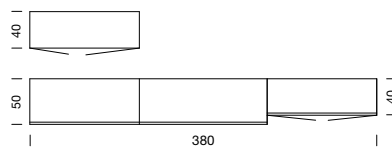
- 1 BASE A TERRA CON CESTONE DECORATO L 120 P 50  
FLOOR-STANDING BASE UNIT WITH DECORATED BASKET W 120 D 50
- 2 BASE A TERRA CON CESTONE DECORATO L 90 P 50  
FLOOR-STANDING BASE UNIT WITH DECORATED BASKET W 90 D 50
- 1 PENSILE 2 ANTE VETRO 2 ANTE DECORATE CON DECORO FOGLIA L 120 H 120  
WALL UNIT WITH 2 GLASS DOORS 2 DOORS WITH LEAF DECORATION W 120 H 120
- 1 PENSILE VASISTAS ANTA VETRO L 180  
WALL UNIT WITH GLASS LIFT-UP DOOR W 180
- 1 MENSOLA L 180  
SHELF W 180



L. W. 270  
P. D. 40/50

### COMPOSIZIONE 172 COMPOSITION 172

PAG. 62 CATALOGO "PROPOSTE ARREDATIVE"  
PAGE 62 "FURNISHING SOLUTIONS" CATALOGUE



		<b>NOCE FRASSINO</b>
<b>DCC0172K</b>	<b>PREZZO TOTALE COMPOSIZIONE TOTAL PRICE FOR COMPOSITION</b>	<b>7.595</b>

- 1 BASE A TERRA CON CESTONE DECORATO L 120 P 50  
FLOOR-STANDING BASE UNIT WITH DECORATED BASKET W 120 D 50
- 1 BASE A TERRA CON CASSETTO E VANO A GIORNO L 140 P 50  
FLOOR-STANDING BASE UNIT WITH DRAWER AND OPEN COMPARTMENT W 140 D 50
- 1 VETRINA 2 ANTE VETRO L 120 H 208  
DISPLAY UNIT WITH 2 GLASS DOORS W 120 H 208
- 1 PENSILE 2 ANTE VETRO 2 ANTE DECORATE CON DECORO FOGLIA L 120 H 120  
WALL UNIT WITH 2 GLASS DOORS 2 DOORS WITH LEAF DECORATION W 120 H 120



L. W. 380  
P. D. 40/50

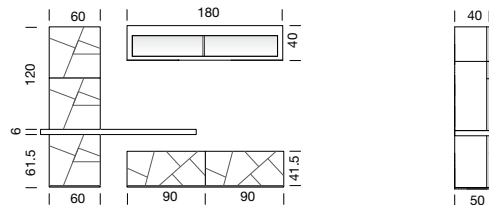
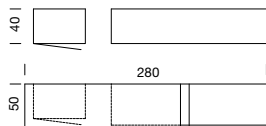
## COMPOSIZIONI A CATALOGO CATALOGUE COMPOSITIONS

POSSIBILITÀ DI FRONTALE DIVERSO DALLA SCOCCA, SPECIFICARE LA FINITURA SCELTA  
IN CASE OF FRONT DIFFERENT FROM THE CARCASE, CONSIDER THE HIGHER PRICE OF THE CHOOSEN FINISH

### COMPOSIZIONE 124

#### COMPOSITION 124

PAG. 46 CATALOGO "PROPOSTE ARREDATIVE"  
PAGE 46 "FURNISHING SOLUTIONS" CATALOGUE



		NOCE FRASSINO
<b>DCC0124K</b>	<b>PREZZO TOTALE COMPOSIZIONE</b> TOTAL PRICE FOR COMPOSITION	<b>6.746</b>

2	BASE A TERRA CON CESTONE DECORATO L 90 P 50 FLOOR-STANDING BASE UNIT WITH DECORATED BASKET W 90 D 50
1	BASE A TERRA ANTA DECORATA L 60 H 61,5 P 40 FLOOR-STANDING BASE UNIT WITH DECORATED DOOR W 60 H 61.5 D 40
1	MENSOLONE L 180 P 50 LARGE SHELF W 180 D 50
1	PENSILE 2 ANTE DECORATE L 60 H 120 WALL UNIT WITH 2 DECORATED DOORS W 60 H 120
1	PENSILE VASISTAS ANTA VETRO L 180 WALL UNIT WITH GLASS LIFT-UP DOOR W 180

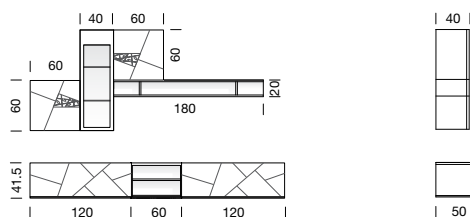
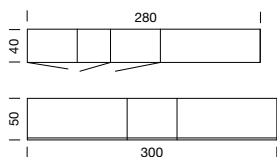


L. W. 280  
P. D. 40/50

### COMPOSIZIONE 178

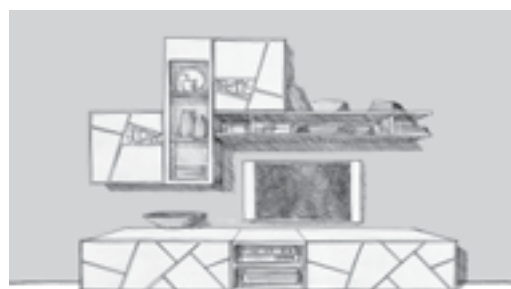
#### COMPOSITION 178

PAG. 64 CATALOGO "PROPOSTE ARREDATIVE"  
PAGE 64 "FURNISHING SOLUTIONS" CATALOGUE



		NOCE FRASSINO
<b>DCC0178K</b>	<b>PREZZO TOTALE COMPOSIZIONE</b> TOTAL PRICE FOR COMPOSITION	<b>7.505</b>

2	BASE A TERRA CON CESTONE DECORATO L 120 P 50 FLOOR-STANDING BASE UNIT WITH DECORATED BASKET W 120 D 50
1	BASE A TERRA A GIORNO CON RIPIANO LEGNO L 60 P 50 OPEN FLOOR-STANDING BASE UNIT WITH WOODEN SHELF W 60 D 50
2	PENSILE ANTA DECORATA CON DECORO FOGLIA L 60 H 60 WALL UNIT WITH DOOR WITH LEAF DECORATION W 60 H 60
1	PENSILE ANTA VETRO L 40 H 120 WALL UNIT WITH GLASS DOOR RH W 40 H 120
1	PENSILE ORIZZONTALE A GIORNO L 180 H 20 OPEN HORIZONTAL WALL UNIT W 180 H 20

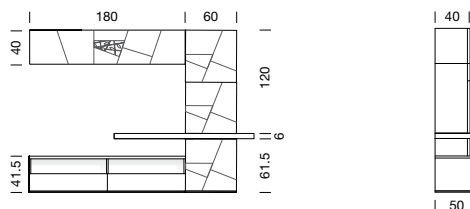
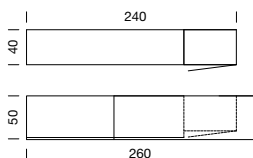


L. W. 300  
P. D. 40/50

### COMPOSIZIONE 180

#### COMPOSITION 180

PAG. 65 CATALOGO "PROPOSTE ARREDATIVE"  
PAGE 65 "FURNISHING SOLUTIONS" CATALOGUE



		NOCE FRASSINO
<b>DCC0180K</b>	<b>PREZZO TOTALE COMPOSIZIONE</b> TOTAL PRICE FOR COMPOSITION	<b>6.376</b>

1	BASE A TERRA 2 CASSETTI E VANI A GIORNO L 180 P 50 FLOOR-STANDING BASE UNIT WITH UNIT WITH 2 DRAWERS AND OPEN COMPARTMENTS W 180 D 50
1	BASE A TERRA ANTA DECORATA CON DECORO FOGLIA L 60 H 61,5 P 40 FLOOR-STANDING BASE UNIT WITH DOOR WITH LEAF DECORATION W 60 H 61.5 D 40
1	MENSOLONE L 160 P 50 LARGE SHELF W 160 D 50
1	PENSILE 2 ANTE DECORATE L 60 H 120 WALL UNIT WITH 2 DECORATED DOORS W 60 H 120
1	PENSILE VASISTAS ANTA DECORATA CON DECORO FOGLIA L 180 WALL UNIT WITH LIFT-UP DOOR WITH LEAF DECORATION W 180



L. W. 260  
P. D. 40/50

# DECOR SISTEMA COMPONIBILE - MODULAR SYSTEM

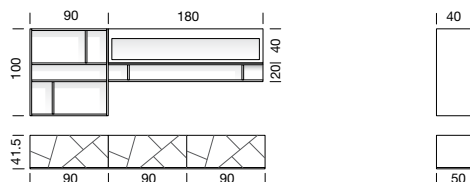
## COMPOSIZIONI A CATALOGO CATALOGUE COMPOSITIONS

POSSIBILITÀ DI FRONTALE DIVERSO DALLA SCOCCA, SPECIFICARE LA FINITURA SCELTA  
IN CASE OF FRONT DIFFERENT FROM THE CARCASE, CONSIDER THE HIGHER PRICE OF THE CHOOSEN FINISH

### COMPOSIZIONE 102

#### COMPOSITION 102

PAG. 67 CATALOGO "PROPOSTE ARREDATIVE"  
PAGE 67 "FURNISHING SOLUTIONS" CATALOGUE



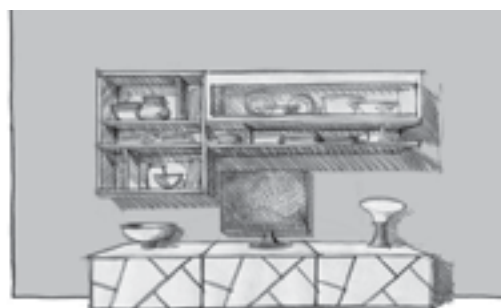
NOCE  
FRASSINO

DCC0102K

PREZZO TOTALE COMPOSIZIONE  
TOTAL PRICE FOR COMPOSITION

6.746

- 3 BASE A TERRA CON CESTONE DECORATO L. 90 P. 50  
OPEN WALL UNIT W 90 H 100
- 1 PENSILE A GIORNO L. 90 H. 100  
OPEN WALL UNIT W 90 H 100
- 1 PENSILE VASISTAS ANTA VETRO L. 180  
HORIZONTAL WALL UNIT WITH GLASS LIFT-UP DOOR W 180
- 1 PENSILE A GIORNO L. 180 H. 20  
OPEN WALL UNIT W 180 H 20

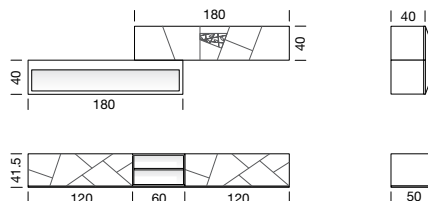
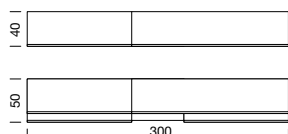


L. W. 270  
P. D. 40/50

### COMPOSIZIONE 103

#### COMPOSITION 103

PAG. 68 CATALOGO "PROPOSTE ARREDATIVE"  
PAGE 68 "FURNISHING SOLUTIONS" CATALOGUE



NOCE  
FRASSINO

DCC0103K

PREZZO TOTALE COMPOSIZIONE  
TOTAL PRICE FOR COMPOSITION

6.618

- 2 BASE A TERRA CON CESTONE DECORATO L. 120 P. 50  
FLOOR-STANDING BASE UNIT WITH DECORATED BASKET W 120 D. 50
- 1 BASE A GIORNO A TERRA CON RIPIANO LEGNO L. 60 P. 50  
OPEN FLOOR-STANDING BASE UNIT WITH WOODEN SHELF W 60 D. 50
- 1 PENSILE VASISTAS ANTA DECORATA CON DECORO FOGLIA L. 180  
HORIZONTAL WALL UNIT WITH LEAF DECORATION LIFT-UP DOOR W 180
- 1 PENSILE RIBALTA ANTA VETRO L. 180  
HORIZONTAL WALL UNIT WITH GLASS DROP-DOWN DOOR W 180

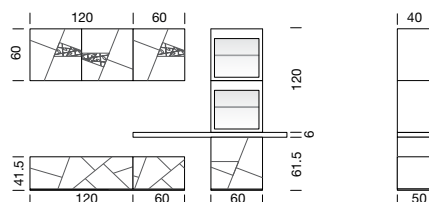
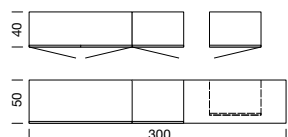


L. W. 300  
P. D. 40/50

### COMPOSIZIONE 105

#### COMPOSITION 105

PAG. 69 CATALOGO "PROPOSTE ARREDATIVE"  
PAGE 69 "FURNISHING SOLUTIONS" CATALOGUE



NOCE  
FRASSINO

DCC0105K

PREZZO TOTALE COMPOSIZIONE  
TOTAL PRICE FOR COMPOSITION

7.966

- 1 BASE A TERRA CON CESTONE DECORATO L. 120 P. 50  
FLOOR-STANDING BASE UNIT WITH DECORATED BASKET W 120 D. 50
- 1 BASE A TERRA CON CESTONE DECORATO L. 60 P. 50  
FLOOR-STANDING BASE UNIT WITH DECORATED BASKET W 60 D. 50
- 1 BASE ANTA DECORATA L. 60 H. 61,5 P. 40  
FLOOR-STANDING BASE UNIT WITH DECORATED DOOR W 60 H 61,5 D. 40
- 1 PENSILE 2 ANTE DECORATE CON DECORO FOGLIA L. 120 H. 60  
WALL UNIT WITH 2 DOORS WITH LEAF DECORATION W 120 H 60
- 1 PENSILE ANTA DECORATA CON DECORO FOGLIA L. 60 H. 60  
WALL UNIT WITH 1 DOOR WITH LEAF DECORATION W 60 H 60
- 1 PENSILE VERTICALE 2 ANTE VETRO L. 60 H. 120  
VERTICAL WALL UNIT WITH 2 GLASS DOORS W 60 H 120
- 1 MENSOLONE L. 180 P. 50  
LARGE SHELF W 180 D. 50



L. W. 300  
P. D. 40/50

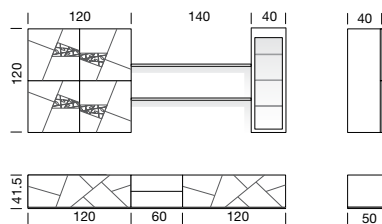
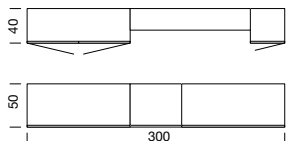
## COMPOSIZIONI A CATALOGO CATALOGUE COMPOSITIONS

POSSIBILITÀ DI FRONTALE DIVERSO DALLA SCOCCA, SPECIFICARE LA FINITURA SCELTA  
IN CASE OF FRONT DIFFERENT FROM THE CARCASE, CONSIDER THE HIGHER PRICE OF THE CHOOSEN FINISH

### COMPOSIZIONE 106

#### COMPOSITION 106

PAG. 70 CATALOGO "PROPOSTE ARREDATIVE"  
PAGE 70 "FURNISHING SOLUTIONS" CATALOGUE



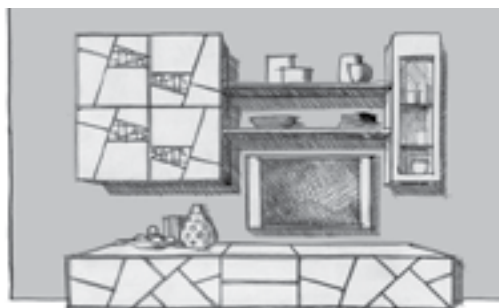
NOCE  
FRASSINO

DCC0106K

PREZZO TOTALE COMPOSIZIONE  
TOTAL PRICE FOR COMPOSITION

7.921

2	BASE A TERRA CON CESTONE DECORATO L 120 P 50 FLOOR-STANDING BASE UNIT WITH DECORATED BASKET W 120 D 50
1	BASE A TERRA CON 2 CASSETTI L 60 P 50 FLOOR-STANDING BASE UNIT WITH 2 DRAWERS W 60 D 50
1	PENSILE ANTA VETRO L 40 H 120 VERTICAL WALL UNIT WITH GLASS DOOR W 40 H 120
1	PENSILE 4 ANTE DECORATE CON DECORO FOGLIA L 120 H 120 WALL UNIT WITH 4 DOORS WITH LEAF DECORATION W 120 H 120
2	MENSOLA L 140 SHELF W 140

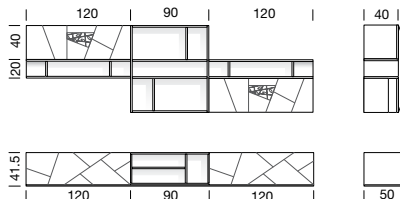
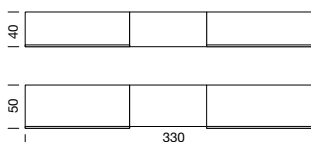


L. W. 300  
P. D. 40/50

### COMPOSIZIONE 107

#### COMPOSITION 107

PAG. 15-16 CATALOGO "MODOZINE" E  
PAG. 68-69 CATALOGO "DECOR NEW"  
PAGE 15-16 "MODOZINE" AND  
PAGE 68-69 "DECOR NEW" CATALOGUE



NOCE  
FRASSINO

DCC0107K

PREZZO TOTALE COMPOSIZIONE  
TOTAL PRICE FOR COMPOSITION

8.803

2	BASE A TERRA CON CESTONE DECORATO L 120 P 50 FLOOR-STANDING BASE UNIT WITH DECORATED BASKET W 120 D 50
1	BASE A GIORNO A TERRA CON RIPIANO LEGNO L 90 P 50 OPEN FLOOR-STANDING BASE UNIT WITH WOODEN SHELF W 90 D 50
1	PENSILE A GIORNO L 90 H 100 OPEN WALL UNIT W 90 H 100
1	PENSILE VASISTAS ANTA DECORATA CON DECORO FOGLIA L 120 HORIZONTAL WALL UNIT WITH LEAF DECORATION LIFT-UP DOOR W 120
1	PENSILE RIBALTA ANTA DECORATA CON DECORO FOGLIA L 120 HORIZONTAL WALL UNIT WITH LEAF DECORATION DROP-DOWN DOOR W 120
2	PENSILE A GIORNO L 120 H 20 2 OPEN WALL UNITS W 120 H 20

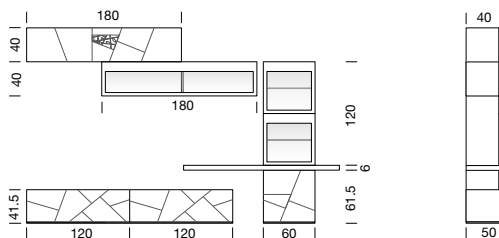
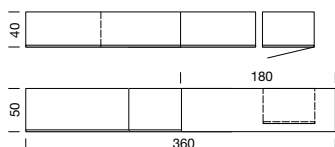


L. W. 330  
P. D. 40/50

### COMPOSIZIONE 112

#### COMPOSITION 112

PAG. 73 CATALOGO "PROPOSTE ARREDATIVE"  
PAGE 73 "FURNISHING SOLUTIONS" CATALOGUE




NOCE  
FRASSINO

DCC0112K

PREZZO TOTALE COMPOSIZIONE  
TOTAL PRICE FOR COMPOSITION

8.893

2	BASE A TERRA CON CESTONE DECORATO L 120 P 50 FLOOR-STANDING BASE UNIT WITH DECORATED BASKET W 120 D 50
1	BASE A TERRA ANTA DECORATA L 60 H 61,5 P 40 FLOOR-STANDING BASE UNIT WITH DECORATED DOOR W 60 H 61.5 D 40
1	PENSILE VASISTAS ANTA DECORATA CON DECORO FOGLIA L 180 WALL UNIT WITH LEAF DECORATION LIFT-UP DOOR W 180
1	PENSILE RIBALTA ANTA VETRO L 180 WALL UNIT WITH GLASS DROP-DOWN DOOR W 180
1	PENSILE 2 ANTE VETRO L 60 H 120 WALL UNIT WITH 2 GLASS DOORS W 60 H 120
1	MENSOLONE L 180 P 50 LARGE SHELF W 180 D 50



L. W. 360  
P. D. 40/50

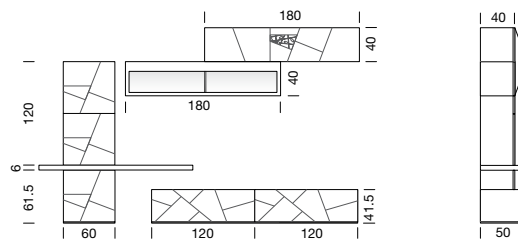
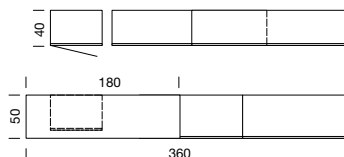
# DECOR SISTEMA COMPONIBILE - MODULAR SYSTEM

## COMPOSIZIONI A CATALOGO CATALOGUE COMPOSITIONS

POSSIBILITÀ DI FRONTALE DIVERSO DALLA SCOCCA, SPECIFICARE LA FINITURA SCELTA  
IN CASE OF FRONT DIFFERENT FROM THE CARCASE CONSIDER THE HIGHER PRICE OF THE CHOOSEN FINISH

### COMPOSIZIONE 112/A COMPOSITION 112/A

PAG. 32-33 CATALOGO "MODOZINE" E  
AG. 102-103 CATALOGO "DECOR NEW"  
PAGE 32-33 "MODOZINE" AND  
PAGE 102-103 "DECOR NEW" CATALOGUE



NOCE  
FRASSINO

DCC112K

PREZZO TOTALE COMPOSIZIONE  
TOTAL PRICE FOR COMPOSITION

8.932

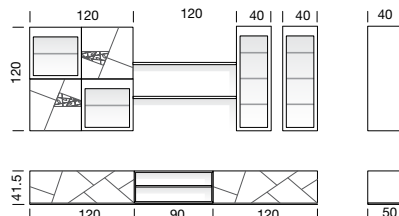
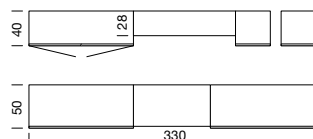
- 2 BASE A TERRA CON CESTONE DECORATO L 120 P 50  
FLOOR-STANDING BASE UNIT WITH DECORATED BASKET W 120 D 50
- 1 BASE A TERRA ANTA DECORATA L 60 H 61,5 P 40  
FLOOR-STANDING BASE UNIT WITH DECORATED DOOR W 60 H 61.5 D 40
- 1 PENSILE VASISTAS ANTA DECORATA CON DECORO FOGLIA L 180  
HORIZONTAL WALL UNIT WITH LEAF DECORATION LIFT-UP DOOR W 180
- 1 PENSILE RIBALTA ANTA VETRO L 180  
HORIZONTAL WALL UNIT WITH DECORATED DROP-DOWN DOOR W 180
- 1 PENSILE 2 ANTE DECORATE L 60 H 120  
WALL UNIT WITH 2 DECORATED DOORS W 60 H 120
- 1 MENSOLONE L 180 P 50  
LARGE SHELF W 180 D 50



L. W. 360  
P. D. 40/50

### COMPOSIZIONE 113 COMPOSITION 113

PAG. 74 CATALOGO "PROPOSTE ARREDATIVE"  
PAGE 74 "FURNISHING SOLUTIONS" CATALOGUE



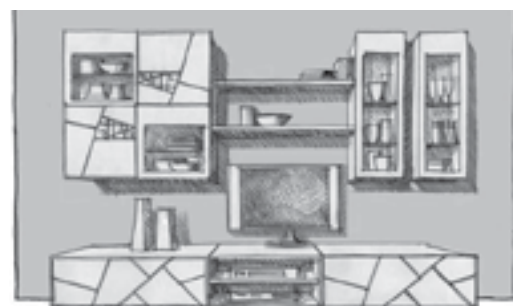
NOCE  
FRASSINO

DCC0113K

PREZZO TOTALE COMPOSIZIONE  
TOTAL PRICE FOR COMPOSITION

8.303

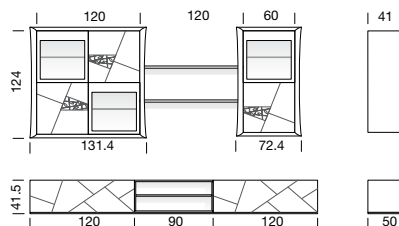
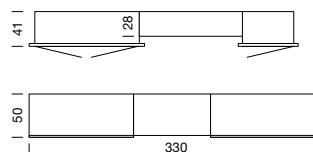
- 2 BASE A TERRA CON CESTONE DECORATO L 120 P 50  
FLOOR-STANDING BASE UNIT WITH DECORATED BASKET W 120 D 50
- 1 BASE A TERRA A GIORNO CON RIPIANO LEGNO L 90 P 50  
OPEN FLOOR-STANDING BASE UNIT WITH WOODEN SHELF W 90 D 50
- 1 PENSILE 2 ANTE VETRO 2 ANTE DECORATE CON DECORO FOGLIA L 120 H 120  
WALL UNIT WITH 2 GLASS DOORS AND 2 DOORS WITH LEAF DECORATION W 120 H 120
- 2 PENSILE ANTA VETRO L 40 H 120  
WALL UNITS WITH GLASS DOOR W 40 H 120
- 2 MENSOLA L 120  
SHELVES W 120



L. W. 330  
P. D. 40/50

### COMPOSIZIONE 114 COMPOSITION 114

PAG. 75 CATALOGO "PROPOSTE ARREDATIVE"  
PAGE 75 "FURNISHING SOLUTIONS" CATALOGUE



NOCE  
FRASSINO

DCC0114K

PREZZO TOTALE COMPOSIZIONE  
TOTAL PRICE FOR COMPOSITION

7.741

- 2 BASE A TERRA CON CESTONE DECORATO L 120 P 50  
FLOOR-STANDING BASE UNIT WITH DECORATED BASKET W 120 D 50
- 1 BASE A TERRA A GIORNO CON RIPIANO LEGNO L 90 P 50  
OPEN FLOOR-STANDING BASE UNIT WITH WOODEN SHELF W 90 D 50
- 1 PENSILE 2 ANTE VETRO 2 ANTE DECORATE CON DECORO FOGLIA E CORNICE PERIMETRALE L 131,4 H 124,4  
WALL UNIT WITH PERIMETRAL FRAME WITH 2 GLASS DOORS 2 LEAF DECORATION DOORS W 131,4 H 124,4
- 1 PENSILE ANTA VETRO E ANTA DECORATA CON DECORO FOGLIA E CORNICE PERIMETRALE L 72,4 H 124,4  
WALL UNIT WITH PERIMETRAL FRAME WITH GLASS DOOR AND LEAF DECORATION DOOR W 72,4 H 124,4
- 2 MENSOLA L 120  
SHELVES W 120



L. W. 330  
P. D. 41/50

# DECOR SISTEMA PARETE

---

# DECOR WALL SYSTEM

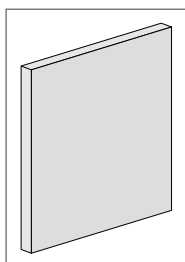
<b>CARATTERISTICHE TECNICHE E PARTICOLARITÀ DI UTILIZZO</b> TECHNICAL CHARACTERISTICS AND PARTICULAR USE	<b>118</b>
<b>ACCESSORI OPTIONAL</b> OPTIONAL ACCESSORIES	<b>123</b>
<b>COMPONENTI STRUTTURALI</b> STRUCTURAL COMPONENTS	<b>124</b>
<b>FRONTALI DECOR</b> DECOR FRONTS	<b>129</b>
<b>MODULI A COLONNA H. 226.5 – P. 40</b> TALL UNIT MODULES H. 226.5 – D. 40	<b>130</b>
<b>COMPOSIZIONI HOME THEATRE H. 226.5 – P. 40/50</b> HOME THEATRE COMPOSITIONS H. 226.5 – D. 40/50	<b>140</b>
<b>COMPOSIZIONI A CATALOGO</b> CATALOGUE COMPOSITIONS	<b>142</b>

# DECOR SISTEMA PARETE - WALL SYSTEM

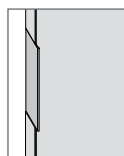
## CARATTERISTICHE TECNICHE E PARTICOLARITÀ DI UTILIZZO

### TECHNICAL CHARACTERISTICS AND PARTICULAR USE

#### ANTE DOORS



ANTA LEGNO  
WOODEN DOOR



MANIGLIA MONDRIAN  
MONDRIAN HANDLE

**ANTA LEGNO** PANNELLO DI LISTELLARE IMPIALLACCIATO NOCE O FRASSINO SPAZZOLATO SP. CM. 2.5 VERNICIATO O LACCATO PORO APERTO.

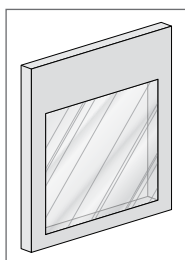
**MANIGLIA** PUSH-PULL O MANIGLIA MONDRIAN FINITURA ABBINATA ALL'ANTA.

#### CERNIERE AMMORTIZZATE DI SERIE

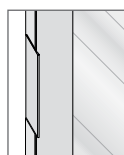
**WOODEN DOOR** BLOCKBOARD PANEL VENEERED IN WALNUT OR BRUSHED ASHWOOD TH. CM. 2.5 PAINTED OR OPEN PORE LACQUERED.

**HANDLE** PUSH-PULL OR MONDRIAN HANDLE. SAME FINISH AS THE DOOR.

#### STANDARD SOFT-CLOSE HINGES



ANTA VETRO  
GLASS DOOR



MANIGLIA MONDRIAN  
MONDRIAN HANDLE

**ANTA VETRO** PANNELLO DI LISTELLARE IMPIALLACCIATO NOCE O FRASSINO SPAZZOLATO SP. CM. 2.5 VERNICIATO O LACCATO PORO APERTO. VETRO FLOAT SP. CM. 0.4.

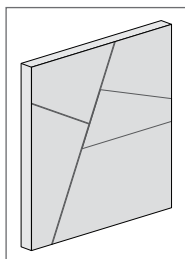
**MANIGLIA** PUSH-PULL O MANIGLIA MONDRIAN FINITURA ABBINATA ALL'ANTA.

#### CERNIERE AMMORTIZZATE DI SERIE

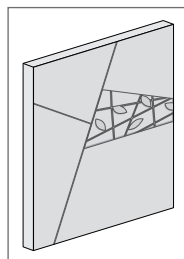
**GLASS DOOR** BLOCKBOARD PANEL VENEERED IN WALNUT OR BRUSHED ASHWOOD TH. CM. 2.5 PAINTED OR OPEN PORE LACQUERED. FLOAT GLASS TH. CM. 0.4.

**HANDLE** PUSH-PULL OR MONDRIAN HANDLE. SAME FINISH AS THE DOOR.

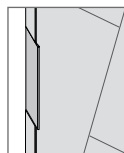
#### STANDARD SOFT-CLOSE HINGES



ANTA SENZA "DECORO FOGLIA"  
DOOR WITHOUT "LEAF DECORATION"



ANTA CON "DECORO FOGLIA"  
DOOR WITH "LEAF DECORATION"



MANIGLIA MONDRIAN  
MONDRIAN HANDLE

**ANTA DECORATA** MASSELLO DI TOULUPIER O FRASSINO SPAZZOLATO SP. CM. 2.5 E PANNELLO DECORATIVO IN MULTISTRATO IMPIALLACCIATO IN NOCE O FRASSINO SPAZZOLATO SP. CM. 0.5, VERNICIATO O LACCATO A PORO APERTO.

**MANIGLIA** PUSH-PULL O MANIGLIA MONDRIAN FINITURA ABBINATA ALL'ANTA.

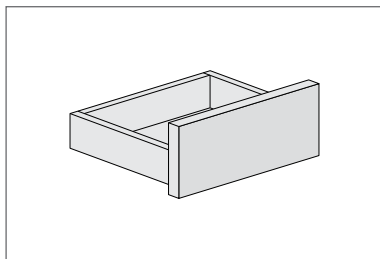
#### CERNIERE AMMORTIZZATE DI SERIE

**DECORATED DOOR** TOULUPIER SOLID WOOD OR BRUSHED ASHWOOD TH. CM. 2.5 AND MULTILAYER DECORATIVE PANEL VENEERED IN WALNUT OR BRUSHED ASHWOOD TH. CM. 0.5, PAINTED OR OPEN PORE LACQUERED.

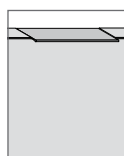
**HANDLE** PUSH-PULL OR MONDRIAN HANDLE. SAME FINISH AS THE DOOR.

#### STANDARD SOFT-CLOSE HINGES

#### CASSETTI E CESTONI DRAWERS AND BASKETS



CASSETTO LEGNO  
WOODEN DRAWER



MANIGLIA MONDRIAN  
MONDRIAN HANDLE

**FRONTALE CASSETTO** PANNELLO DI LISTELLARE IMPIALLACCIATO NOCE O FRASSINO SPAZZOLATO SP. CM. 2.5, VERNICIATO O LACCATO A PORO APERTO.

**STRUTTURA CASSETTO** PANNELLO DI MULTISTRATO BETULLA SP. CM. 1.5 CON INCASTRI A CODA DI RONDINE, VERNICIATO TINTA ACACIA.

#### GUIDE CASSETTO REGOLABILI IN ALTEZZA E CON RICHIAMO AUTOMATICO AMMORTIZZATO

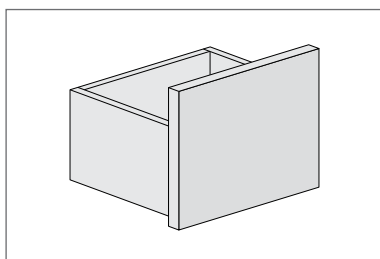
**MANIGLIA CASSETTO** PUSH-PULL O MANIGLIA MONDRIAN IN FINITURA ABBINATA AL CASSETTO.

**DRAWER FRONT** BLOCKBOARD PANEL VENEERED IN WALNUT OR BRUSHED ASHWOOD TH. CM. 2.5, OPEN PORE LACQUERED OR PAINTED.

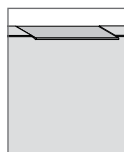
**DRAWER STRUCTURE** BIRCH MULTILAYER PANEL TH. CM. 1.5 WITH DOVETAIL JOINTS ACACIA STAINED PAINTED.

#### DRAWER GUIDES ADJUSTABLE IN HEIGHT AND SOFT-CLOSE SELF-CLOSING MECHANISM

**DRAWER HANDLE** PUSH-PULL OR MONDRIAN HANDLE IN THE SAME FINISH AS THE DRAWER.



CESTONE LEGNO  
WOODEN BASKET



MANIGLIA MONDRIAN  
MONDRIAN HANDLE

**FRONTALE CESTONE** PANNELLO DI LISTELLARE IMPIALLACCIATO NOCE O FRASSINO SPAZZOLATO SP. CM. 2.5 VERNICIATO O LACCATO A PORO APERTO.

**STRUTTURA CESTONE** PANNELLO DI MULTISTRATO BETULLA SPESSORE CM. 1.5 CON INCASTRI A CODA DI RONDINE VERNICIATO TINTA ACACIA.

#### GUIDE CASSETTO REGOLABILI IN ALTEZZA E CON RICHIAMO AUTOMATICO AMMORTIZZATO

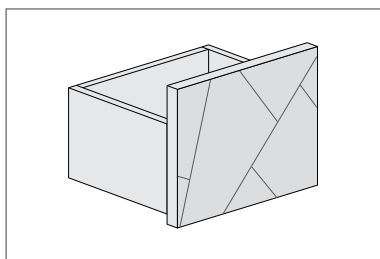
**MANIGLIA CESTONE** PUSH-PULL O MANIGLIA MONDRIAN IN FINITURA ABBINATA AL FRONTALE CESTONE.

**BASKET FRONT** BLOCKBOARD PANEL VENEERED IN WALNUT OR BRUSHED ASHWOOD TH. CM. 2.5 OPEN PORE LACQUERED OR PAINTED.

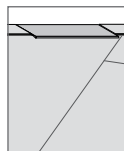
**BASKET STRUCTURE** BIRCH MULTILAYER PANEL TH. CM. 1.5 WITH DOVETAIL JOINTS ACACIA STAINED PAINTED.

#### DRAWER GUIDES ADJUSTABLE IN HEIGHT AND SOFT-CLOSE SELF-CLOSING MECHANISM

**BASKET HANDLE** PUSH-PULL OR MONDRIAN HANDLE IN THE SAME FINISH AS THE BASKET FRONT.



CESTONE DECORATO  
DECORATED BASKET



MANIGLIA MONDRIAN  
MONDRIAN HANDLE

**FRONTALE CESTONE DECORATO** LISTELLARE IMPIALLACCIATO IN NOCE O FRASSINO SPAZZOLATO SP. CM. 2.5 E PANNELLO DECORATIVO DI MDF IMPIALLACCIATO IN NOCE O FRASSINO SPAZZOLATO SP. CM. 0.4 VERNICIATO O LACCATO A PORO APERTO.

**STRUTTURA CESTONE DECORATO** PANNELLO DI MULTISTRATO BETULLA SP. CM. 1.5 CON INCASTRI A CODA DI RONDINE VERNICIATO TINTA ACACIA.

#### GUIDE CASSETTO REGOLABILI IN ALTEZZA E CON RICHIAMO AUTOMATICO AMMORTIZZATO

**MANIGLIA CESTONE** PUSH-PULL O MANIGLIA MONDRIAN IN FINITURA ABBINATA AL FRONTALE CESTONE.

**DECORATED BASKET FRONT** BLOCKBOARD VENEERED IN WALNUT OR BRUSHED ASHWOOD TH. CM. 2.5 AND MDF DECORATIVE PANEL VENEERED IN WALNUT OR BRUSHED ASHWOOD TH. CM. 0.4 PAINTED OR OPEN PORE LACQUERED.

**STRUCTURE FOR DECORATED BASKET** BIRCH MULTILAYER PANEL TH. CM. 1.5 WITH DOVETAIL JOINTS ACACIA STAINED PAINTED.

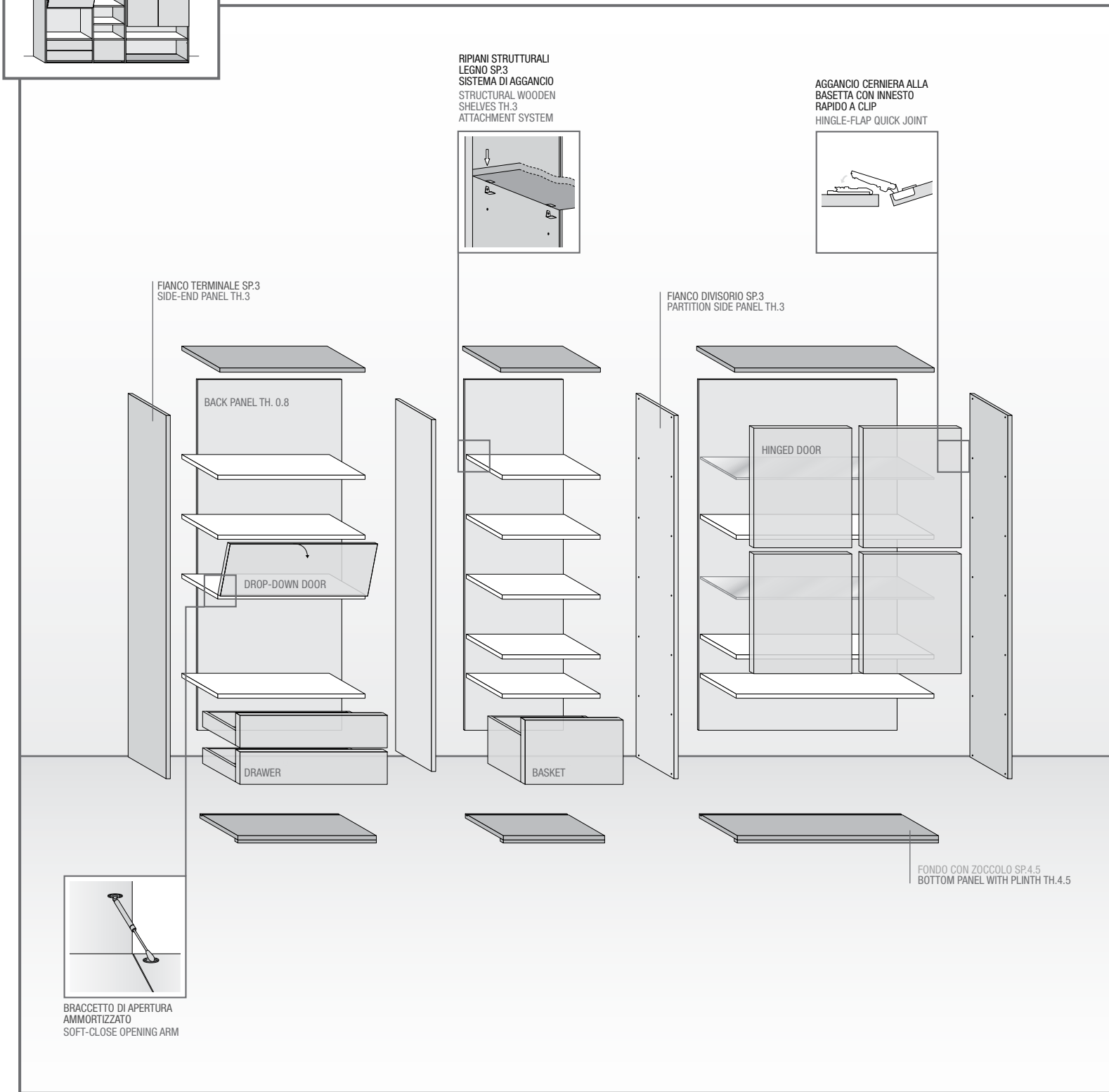
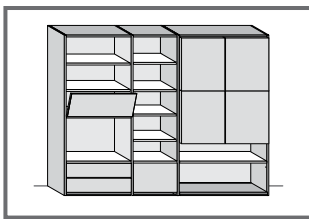
#### DRAWER GUIDES ADJUSTABLE IN HEIGHT AND SOFT-CLOSE SELF-CLOSING MECHANISM

**BASKET HANDLE** PUSH-PULL OR MONDRIAN HANDLE IN THE SAME FINISH AS THE BASKET FRONT.




## COMPONENTI PARETE A TERRA E IN APPOGGIO "HOME THEATRE" FLOOR-STANDING AND "HOME THEATRE" RAISED COMPONENTS

### PARETE A TERRA FLOOR-STANDING PANEL

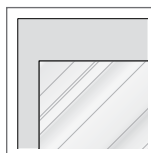


### FRONTALI DECOR DECOR FRONTS

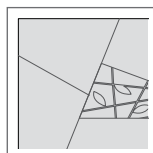
#### ANTE DOORS



**LEGNO  
(BATTENTE/VASISTAS/  
RIBALTA)**  
WOOD  
(HINGED/LIFT-UP/DROP-  
DOWN)




**VETRO  
(BATTENTE/VASISTAS/  
RIBALTA)**  
GLASS  
(HINGED/LIFT-UP/DROP-  
DOWN)




**DECORATO  
(BATTENTE/VASISTAS/  
RIBALTA)**  
DECORATED  
(HINGED/LIFT-UP/DROP-  
DOWN)

#### CASSETTI DRAWERS

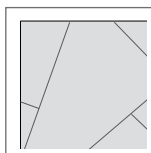


**LEGNO  
WOOD**

#### CESTONI BASKETS



**LEGNO  
WOOD**



**DECORATO  
DECORATED**

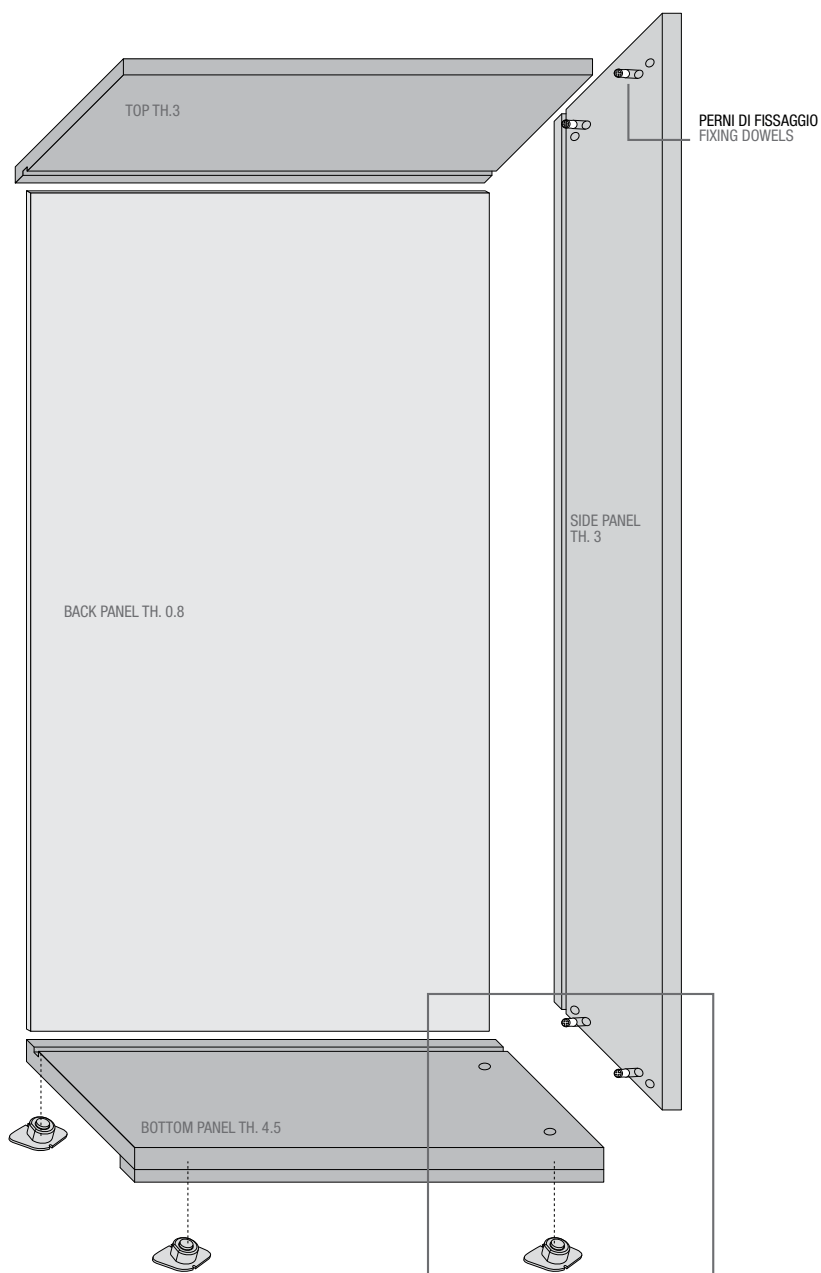
# DECOR SISTEMA PARETE - WALL SYSTEM

## CARATTERISTICHE TECNICHE E PARTICOLARITÀ DI UTILIZZO

### TECHNICAL CHARACTERISTICS AND PARTICULAR USE

#### ASSEMBLAGGIO PARETE

#### WALL ASSEMBLY

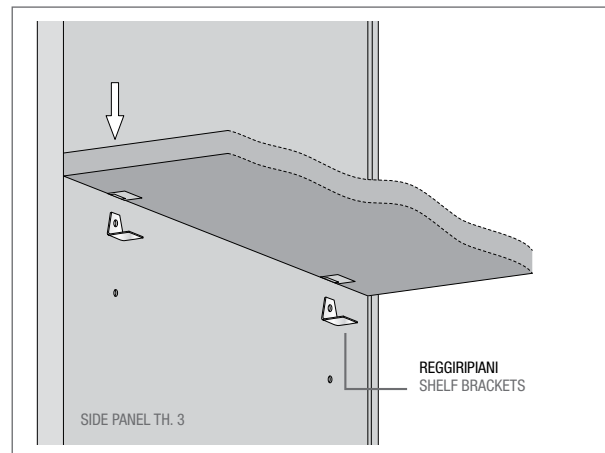


PIEDINO REGOLATORE CON BARILOTTO DI ASSEMBLAGGIO  
ADJUSTABLE FOOT WITH ASSEMBLY BOLT

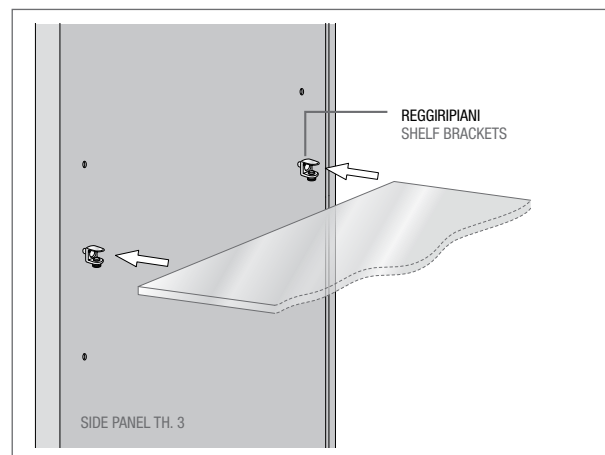
IL PIEDINO REGOLATORE HA DUE FUNZIONI IN UNA:  
- LA PRIMA DI FISSAGGIO DEGLI ELEMENTI DELLA PARETE,  
- LA SECONDA PER LA MESSA IN BOLLA.

È DOTATO DI ALETTA LATERALE PER IL SOSTEGNO DELLA SPALLA.  
THE ADJUSTABLE FOOT HAS A DOUBLE FUNCTION:  
- IT FIRST FASTENS THE WALL ELEMENTS  
- SECONDLY IT IS USED FOR HEIGHT ADJUSTMENT.  
IT IS PROVIDED WITH A SIDE FLAP TO SUPPORT THE END SIDE PANEL.

#### IL RIPIANO STRUTTURALE È IN LEGNO DA SP. 3. WOODEN STRUCTURAL SHELF TH. 3.

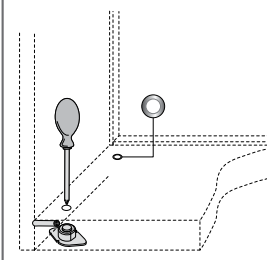


#### IL RIPIANO PORTAOGGETTI È IN VETRO DA SP. 0.8. GLASS SHELF TH. 0.8.

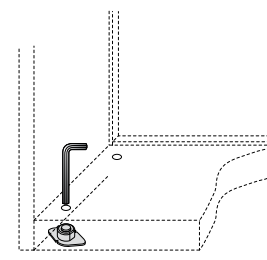


LE FORATURE DEI REGGIPIANI SONO PREDEFINITE IN BASE ALLA DISPOSIZIONE DEI VARI MODULI.  
THE HOLES IN THE SHELF SUPPORTS DEPEND ON THE ARRANGEMENT OF THE MODULES.

PIEDINO REGOLATORE CON FUNZIONE DI AGGANCI CON IL PERNO DELLA SPALLA  
ADJUSTABLE FOOT WITH ATTACHMENT FUNCTION WITH SUPPORT PANEL DOWEL



PIEDINO REGOLATORE CON FUNZIONE DI REGOLAZIONE DI LIVELLO  
ADJUSTABLE FOOT WITH LEVELLING FUNCTION.



IL FORO SULLA BASE DEL PIEDINO HA UN ANELLO CROMATO DI FINITURA Ø CM. 0.8  
HOLE ON BASE UNIT WITH FOOT HAS A FINISH CHROMED RING Ø CM. 0.8

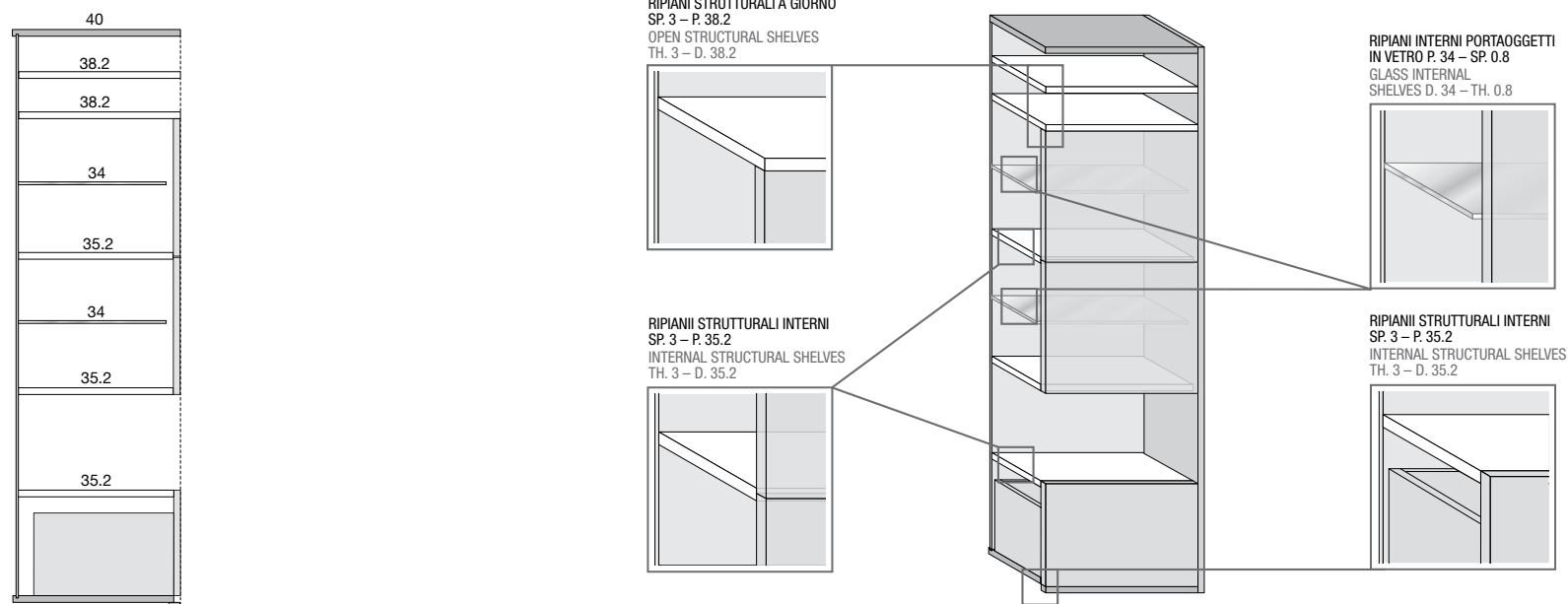
LO SCHIENALE VA INSERITO IN FRESATA SU BASE, COPERCHIO E FIANCO.  
PER IL MONTAGGIO IN NICCHIA DELLA PARETE SONO NECESSARI CM. 3 IN LARGHEZZA E CM. 3 IN ALTEZZA.  
THE BACK PANEL MUST BE FITTED INTO THE GROOVE OF THE BASE UNIT WITH PANEL, TOP AND SIDE PANEL.  
FOR NICHE ASSEMBLY OF WALL CM. 3 IN WIDTH AND CM. 3 IN HEIGHT ARE NECESSARY.

## CARATTERISTICHE TECNICHE E PARTICOLARITÀ DI UTILIZZO

### TECHNICAL CHARACTERISTICS AND PARTICULAR USE

#### SCHEMA DI UTILIZZO RIPIANI

##### HOW TO USE SHELVES

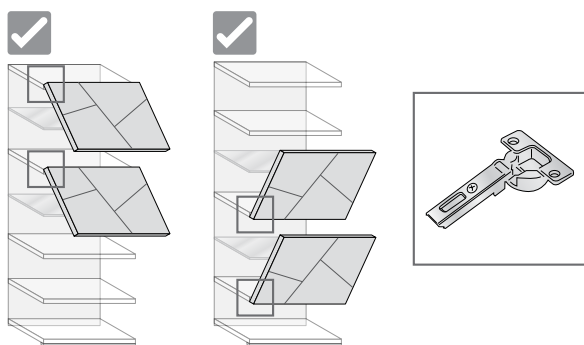


**IL RIPIANO LEGNO P. 38.2/35.2 VIENE UTILIZZATO SOLAMENTE COME RIPIANO STRUTTURALE.  
IL RIPIANO VETRO VIENE UTILIZZATO SOLAMENTE COME RIPIANO INTERNO ALL'ANTA.  
(È POSSIBILE METTERE IL RIPIANO LEGNO P. 34 - SP. 1.5 AL POSTO DEL VETRO, SOLO COME OPTIONAL)**  
THE WOODEN SHELF D. 38.2/35.2 IS USED ONLY AS STRUCTURAL SHELF.  
THE GLASS SHELF IS USED ONLY AS DOOR INSIDE SHELF.  
(WOODEN SHELF IS POSSIBLE D. 34 - TH. 1.5 INSTEAD THE GLASS SHELF, ONLY AS AN OPTIONAL)

#### LIMITI DI UTILIZZO PER PENSILI VASISTAS E RIBALTA

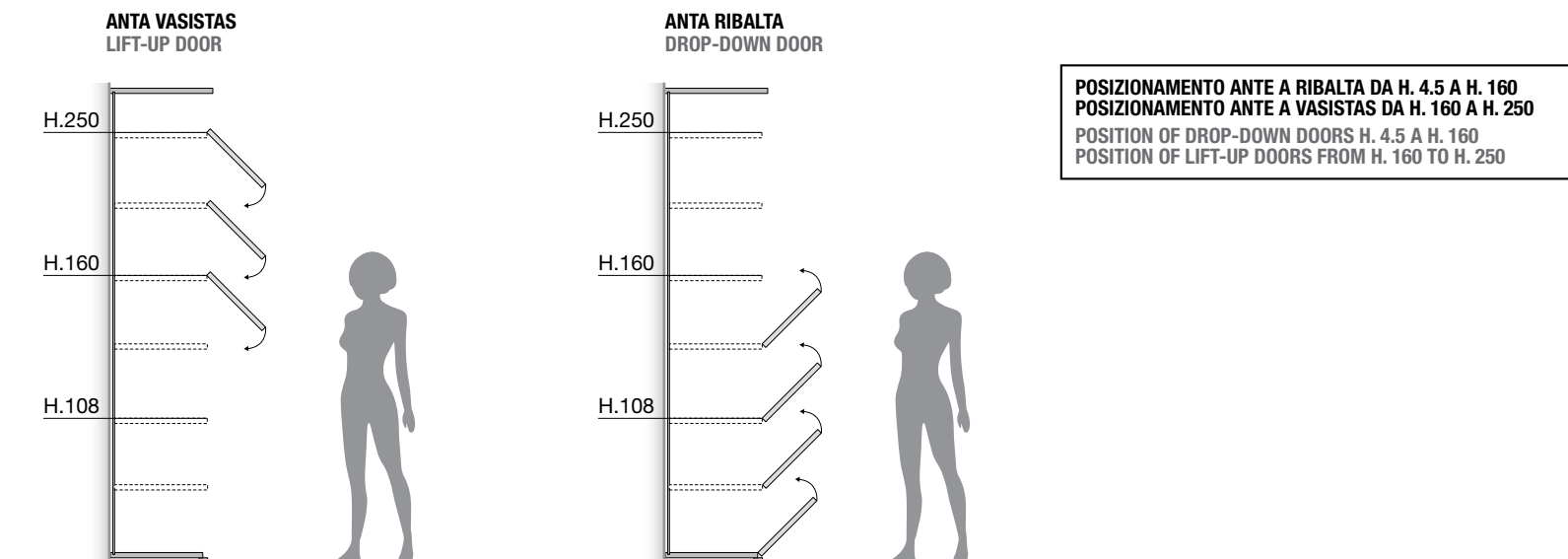
##### USE LIMITS FOR WALL UNITS WITH LIFT-UP DOORS AND DROP-DOWN DOORS

DECOR:  
È POSSIBILE SOVRAPPORRE DUE PENSILI VASISTAS O DUE PENSILI RIBALTA SOLO CON MAGGIORAZIONE E CAMBIANDO CERINERE  
DECOR:  
IT IS POSSIBLE TO STACK TWO WALL UNITS WITH LIFT-UP DOORS OR TWO WALL UNITS WITH DROP-DOWN DOORS ONLY WITH SURCHARGE AND CHANGING HINGES



#### ALTEZZE MASSIME DI POSIZIONAMENTO ANTE VASISTAS/RIBALTA

##### MAXIMUM POSITION HEIGHTS FOR LIFT-UP/DROP-DOWN DOORS



# DECOR SISTEMA PARETE - WALL SYSTEM

## CARATTERISTICHE TECNICHE E PARTICOLARITÀ DI UTILIZZO

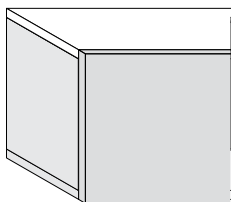
### TECHNICAL CHARACTERISTICS AND PARTICULAR USE

#### ALTEZZA E LARGHEZZA CESTONI

#### BASKETS HEIGHT AND WIDTH

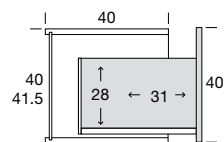
##### FRONTALE CESTONE

##### BASKET FRONT



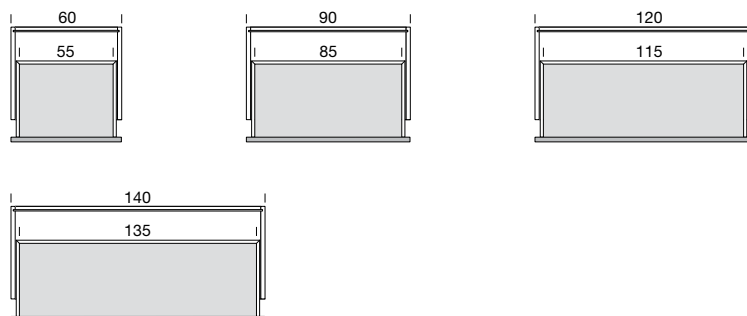
##### ALTEZZE CESTONI

##### BASKET HEIGHTS



##### LARGHEZZE CESTONI

##### BASKET WIDTHS



#### ALTEZZA MASSIMA PER POSIZIONAMENTO CASSETTI E CESTONI: CM.116

#### MAX HEIGHT FOR DRAWER AND BASKET POSITION: CM.116



#### NELLA COLONNA SI POSSONO SOVRAPPORRE AL MASSIMO 4 CASSETTI OPPURE 2 CESTONI.

#### MAXIMUM HEIGHT FOR DRAWER AND BASKET POSITION: CM.116

## ACCESSORI OPTIONAL OPTIONAL ACCESSORIES

**BARRA LED A BASSO CONSUMO  
ACCENSIONE TOUCH  
IN ALLUMINIO L. 37.2  
COLLEGAMENTO  
A CARICO DEL CLIENTE**

**LOW CONSUMPTION LED BAR  
TOUCH SWITCH  
IN ALUMINIUM W. 37.2  
CONNECTIONS  
TO BE MADE BY THE CUSTOMER.**

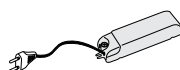


codice  
code

ZZZFE22001

152

## ALIMENTATORE POWER SUPPLY



codice  
code

ZZZFE22002

62

## TELECOMANDO REMOTE CONTROL

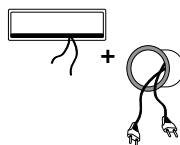


codice  
code

ZZZFE22004

147

**KIT SPORTELLINO PASSACAVI  
+ BORCHIA  
KIT FOR CABLE MANAGEMENT HOLE  
+ COVER**



codice  
code

ZZZFE22005

124

**MULTIPRESA A SCOMPARSA CON  
SPORTELLINO APRI/CHIUDI IN  
METALLO**

**CONCEALED MULTIPLE SOCKET  
WITH METAL OPEN/CLOSE FLAP**

VERSIONE TV:  
1 PRESA SCHUKO  
2 PRESI USB RICARICA  
1 PRESA SAT.  
TV VERSION:  
1 SCHUKO SOCKET  
2 SOCKETS USB CHARGE  
1 SAT. SOCKET



codice  
code

ZZZFE22030

556

VERSIONE PC/MAC:  
1 PRESA SCHUKO  
2 PORTE USB DATI  
1 PORTA HDMI  
PC/MAC VERSION:  
1 SCHUKO SOCKET  
2 USB PORT  
1 HDMI PORT



codice  
code

ZZZFE22031

556

# DECOR SISTEMA PARETE - WALL SYSTEM

## COMPONENTI STRUTTURALI STRUCTURAL COMPONENTS

### FIANCHI A TERRA

P. 40 – SP. 3

FLOOR-STANDING  
SIDE PANELS

D. 40 – TH. 3



altezza height	codice code	NOCE-FRASSINO WALNUT-ASHWOOD	
226.5	<b>PFP1031C</b>	<b>404</b>	mc 0,04 – Kg 2

### DIVISIONI A TERRA

P. 40 – SP. 3

FLOOR-STANDING  
PARTITIONS

D. 40 – TH. 3



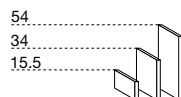
altezza height	codice code	NOCE-FRASSINO WALNUT-ASHWOOD	
226.5	<b>PFP1071C</b>	<b>416</b>	mc 0,04 – Kg 2

### DIVISIONI VERTICALI

P. 38.2 – SP. 3

VERTICAL PARTITIONS

D. 38.2 – TH. 3



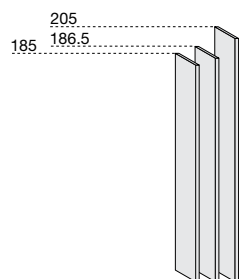
altezza height	codice code	NOCE-FRASSINO WALNUT-ASHWOOD	
15.5	<b>PFP1311C</b>	<b>79</b>	mc 0,01 – Kg 1
34	<b>PFP1301C</b>	<b>118</b>	mc 0,01 – Kg 2
54	<b>PFP1321C</b>	<b>135</b>	mc 0,02 – Kg 3

### DIVISIONI IN APPOGGIO HOME THEATRE

P. 40 – SP. 3

RAISED PARTITIONS  
HOME THEATRE

D. 40 – TH. 3




altezza height	codice code	NOCE-FRASSINO WALNUT-ASHWOOD	
185	<b>PFP1251C</b>	<b>371</b>	mc 0,02 – Kg 2
186.5	<b>PFP1261C</b>	<b>371</b>	mc 0,02 – Kg 2
205	<b>PFP1271C</b>	<b>394</b>	mc 0,03 – Kg 2

### SCHIENALI A TERRA

226.5 – SP. 0.8

FLOOR-STANDING  
BACK PANELS

226.5 – TH. 0.8



altezza height	larghezza width	codice code	NOCE-FRASSINO WALNUT-ASHWOOD	
226.5	34	<b>PFP7111C</b>	<b>152</b>	mc 0,08 – Kg 1,5
226.5	45	<b>PFP7115C</b>	<b>225</b>	mc 0,10 – Kg 1,5
226.5	60	<b>PFP7231C</b>	<b>242</b>	mc 0,14 – Kg 2
226.5	90	<b>PFP7351C</b>	<b>349</b>	mc 0,20 – Kg 2,5
226.5	120	<b>PFP7711C</b>	<b>439</b>	mc 0,27 – Kg 3,5
226.5	140	<b>PFP8091C</b>	<b>545</b>	mc 0,30 – Kg 4
226.5	180	<b>PFP8071C</b>	<b>624</b>	mc 0,40 – Kg 5

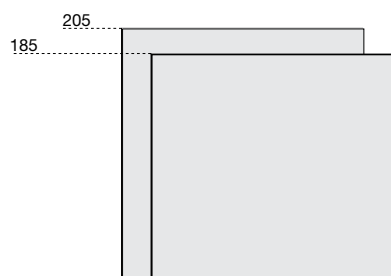
## COMPONENTI STRUTTURALI STRUCTURAL COMPONENTS

### SCHIENALI IN APPOGGIO

185/186.5/205 – SP. 0.8

### RAISED BACK PANELS

185/186.5/205 – TH. 0.8



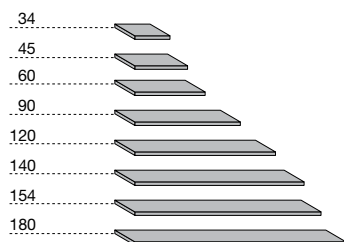
185	60	PFP7171C	214	mc 0,11 – Kg 2
185	90	PFP7301C	281	mc 0,16 – Kg 2,5
185	120	PFP7661C	377	mc 0,22 – Kg 3,5
185	140	PFP7781C	432	mc 0,26 – Kg 4
185	154	PFP7791C	484	mc 0,28 – Kg 4,5
185	180	PFP8021C	534	mc 0,33 – Kg 5
205	60	PFP7191C	230	mc 0,12 – Kg 2
205	90	PFP7331C	315	mc 0,18 – Kg 2,5
205	120	PFP7691C	416	mc 0,24 – Kg 3,5
205	140	PFP7811C	477	mc 0,28 – Kg 4
205	154	PFP7821C	539	mc 0,30 – Kg 4,5
205	180	PFP8051C	584	mc 0,36 – Kg 5

### COPERCHI

P. 40 – SP. 3

### TOPS

D. 40 – TH. 3



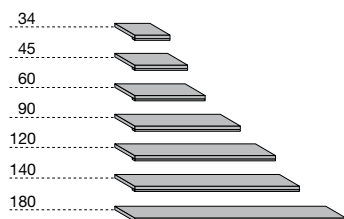
larghezza width	codice code	NOCE-FRASSINO WALNUT-ASHWOOD	
34	PFP3021C	95	mc 0,01 – Kg 0,5
45	PFP3401C	118	mc 0,02 – Kg 1
60	PFP3031C	135	mc 0,02 – Kg 1
90	PFP3041C	180	mc 0,02 – Kg 1,5
120	PFP3071C	219	mc 0,02 – Kg 2,5
140	PFP3081C	270	mc 0,03 – Kg 3
154	PFP3091C	297	mc 0,05 – Kg 3,5
180	PFP3101C	320	mc 0,03 – Kg 4

### FONDI CON ZOCCOLO

P. 40 – SP. 4.5

### BOTTOM PANELS WITH PLINTH

D. 40 – TH. 4.5



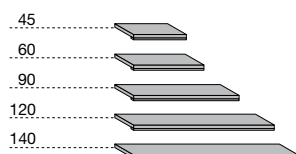
larghezza width	codice code	NOCE-FRASSINO WALNUT-ASHWOOD	
34	PFP2501C	118	mc 0,01 – Kg 0,5
45	PFP2551C	135	mc 0,02 – Kg 1
60	PFP2511C	152	mc 0,02 – Kg 1
90	PFP2521C	185	mc 0,02 – Kg 1,5
120	PFP2531C	230	mc 0,02 – Kg 2,5
140	PFP2561C	281	mc 0,03 – Kg 3
180	PFP2541C	326	mc 0,03 – Kg 4

### FONDI INTERNI CON ZOCCOLO

P. 37 – SP. 4.5

### INTERNAL BOTTOM PANELS WITH PLINTH

D. 37 – TH. 4.5



larghezza width	codice code	NOCE-FRASSINO WALNUT-ASHWOOD	
45	PFP2731C	135	mc 0,01 – Kg 0,5
60	PFP2701C	152	mc 0,02 – Kg 1
90	PFP2711C	185	mc 0,02 – Kg 1
120	PFP2721C	230	mc 0,02 – Kg 1,5
140	PFP2741C	281	mc 0,02 – Kg 2,5

# DECOR SISTEMA PARETE - WALL SYSTEM

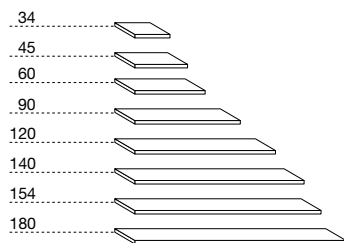
## COMPONENTI STRUTTURALI STRUCTURAL COMPONENTS

### RIPIANI A GIORNO

P. 38.2 – SP. 3

#### OPEN SHELVES

D. 38.2 – TH. 3



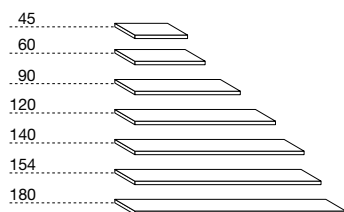
larghezza width	codice code	NOCE-FRASSINO WALNUT-ASHWOOD	
34	PFP2001C	95	mc 0,01 – Kg 0,5
45	PFP2141C	118	mc 0,02 – Kg 1
60	PFP2011C	135	mc 0,02 – Kg 1
90	PFP2021C	180	mc 0,02 – Kg 1,5
120	PFP2051C	219	mc 0,02 – Kg 2,5
140	PFP2061C	270	mc 0,03 – Kg 3
154	PFP2071C	297	mc 0,03 – Kg 3,5
180	PFP2081C	320	mc 0,03 – Kg 4

### RIPIANI INTERNI

P. 35.2 – SP. 3

#### INTERNAL SHELVES

D. 35.2 – TH. 3



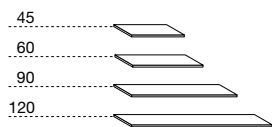
larghezza width	codice code	NOCE-FRASSINO WALNUT-ASHWOOD	
45	PFP2151C	118	mc 0,01 – Kg 0,5
60	PFP2101C	135	mc 0,02 – Kg 1
90	PFP2111C	180	mc 0,02 – Kg 1
120	PFP2121C	219	mc 0,02 – Kg 1,5
140	PFP2131C	270	mc 0,02 – Kg 2,5
154	PFP2171C	297	mc 0,03 – Kg 3
180	PFP2161C	320	mc 0,03 – Kg 4

### RIPIANI INTERNI PORTAOGGETTI

P. 34 – SP. 1.5

#### INTERNAL SHELVES

D. 34 – TH. 1.5



larghezza width	codice code	NOCE-FRASSINO WALNUT-ASHWOOD	
45	PFP2221C	90	mc 0,01 – Kg 0,5
60	PFP2231C	112	mc 0,01 – Kg 1
90	PFP2241C	152	mc 0,01 – Kg 1
120	PFP2251C	174	mc 0,01 – Kg 1,5

### RIPIANI INTERNI IN VETRO

P. 34 – SP. 0.8

#### INTERNAL GLASS SHELVES

D. 34 – TH. 0.8



larghezza width	codice code	NOCE-FRASSINO WALNUT-ASHWOOD	
45	PFP2204C	40	mc 0,01 – Kg 0,5
60	PFP2201C	45	mc 0,01 – Kg 1
90	PFP2202C	57	mc 0,01 – Kg 1
120	PFP2203C	67	mc 0,01 – Kg 1,5



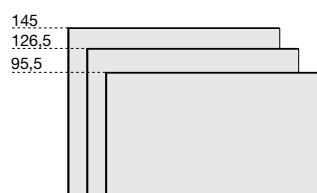
## COMPONENTI STRUTTURALI STRUCTURAL COMPONENTS

### PANNELLI PORTA TV

H. 95.5/126.5/145 – SP .1.5

### TV PANELS

H. 95.5/126.5/145 – TH.1.5



altezza height	larghezza width	codice code	NOCE-FRASSINO WALNUT-ASHWOOD	
95.5	120	PFP6641K	342	mc 0,03 – Kg 3,5
95.5	140	PFP6651K	387	mc 0,03 – Kg 4
95.5	154	PFP6661K	427	mc 0,03 – Kg 4,5
95.5	180	PFP6671K	467	mc 0,04 – Kg 5
126.5	120	PFP6781K	394	mc 0,03 – Kg 3,5
126.5	140	PFP6791K	467	mc 0,04 – Kg 4
126.5	154	PFP6801K	545	mc 0,04 – Kg 4,5
126.5	180	PFP6811K	562	mc 0,04 – Kg 5
145	120	PFP6851K	427	mc 0,04 – Kg 3,5
145	140	PFP6861K	506	mc 0,04 – Kg 4
145	154	PFP6871K	551	mc 0,04 – Kg 4,5
145	180	PFP6881K	596	mc 0,05 – Kg 5

### CORNICI PERIMETRALI

H. 228

PER PARETI A TERRA H. 226.5

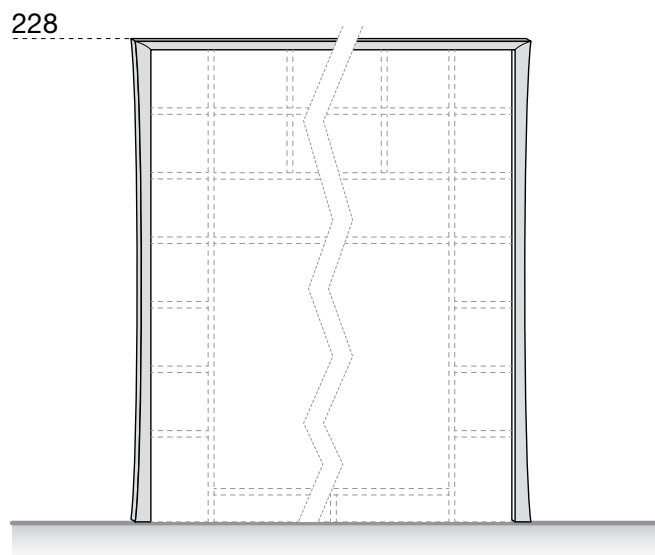
### PERIMETRIC FRAMES

H. 228

FOR FLOOR-STANDING WALLS

H. 226.5

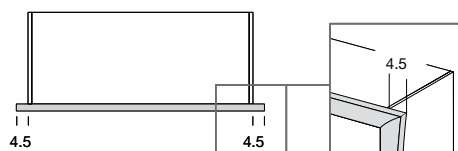
\* PARTE SUPERIORE IN 2 PEZZI  
TOP PART IN 2 PIECES



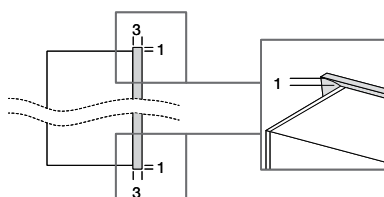
altezza height	larghezza width	codice code	NOCE-FRASSINO WALNUT-ASHWOOD	
228	max 105	PFP9151K	242	mc 0,05 – Kg 2,5
228	106÷225	PFP9161K	264	mc 0,05 – Kg 3
228	226÷355	PFP9171K	309	mc 0,05 – Kg 3,5
* 228	356÷455	PFP9181K	342	mc 0,05 – Kg 4
* 228	456÷555	PFP9191K	365	mc 0,05 – Kg 4,5

### INGOMBRI CORNICE PERIMETRALE DIMENSIONS FOR PERIMETRIC FRAME

VISTA IN PIANTA  
LAYOUT VIEW



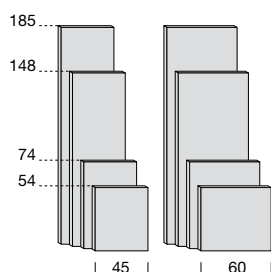
VISTA LATERALE  
SIDE VIEW



# DECOR SISTEMA PARETE - WALL SYSTEM

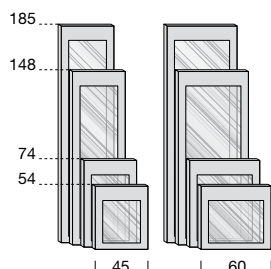
## COMPONENTI STRUTTURALI STRUCTURAL COMPONENTS

### ANTE LEGNO DECOR DECOR WOODEN DOORS



altezza height	larghezza width	codice dx code rh	codice sx code lh	NOCE-FRASSINO WALNUT-ASHWOOD	
54	45	DCP5491C	DCP5492C	230	mc 0,02 – Kg 4
54	60	DCP5431C	DCP5432C	242	mc 0,02 – Kg 5
74	45	DCP5591C	DCP5592C	264	mc 0,02 – Kg 5
74	60	DCP5531C	DCP5532C	270	mc 0,02 – Kg 7
148	45	DCP5521C	DCP5522C	394	mc 0,03 – Kg 10
148	60	DCP5441C	DCP5442C	422	mc 0,03 – Kg 14
185	45	DCP5541C	DCP5542C	461	mc 0,03 – Kg 13
185	60	DCP5461C	DCP5462C	489	mc 0,04 – Kg 17

### ANTE VETRO DECOR DECOR GLASS DOORS

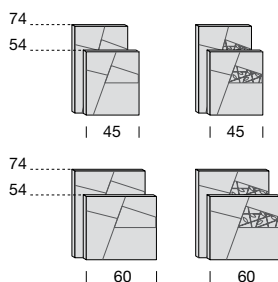


altezza height	larghezza width	codice dx code rh	codice sx code lh	NOCE-FRASSINO WALNUT-ASHWOOD	
54	45	DCP5471C	DCP5472C	230	mc 0,02 – Kg 4
54	60	DCP5561C	DCP5562C	242	mc 0,02 – Kg 5
74	45	DCP5551C	DCP5552C	264	mc 0,02 – Kg 5
74	60	DCP5581C	DCP5582C	270	mc 0,02 – Kg 7
148	45	DCP5631C	DCP5632C	394	mc 0,03 – Kg 10
148	60	DCP5601C	DCP5602C	422	mc 0,03 – Kg 14
185	45	DCP5641C	DCP5642C	461	mc 0,03 – Kg 13
185	60	DCP5621C	DCP5622C	489	mc 0,04 – Kg 17

### ANTE DECORATE DECOR DECOR DECORATED DOORS

SPECIFICARE CON O SENZA DECORO FOGLIA  
(IL PREZZO È LO STESSO)

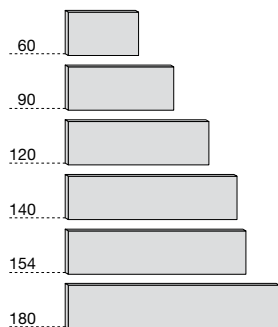
PLEASE SPECIFY WITH OR WITHOUT LEAF  
DECORATION (THE PRICE IS THE SAME)



altezza height	larghezza width	codice dx code rh	codice sx code lh	NOCE-FRASSINO WALNUT-ASHWOOD	
54	45	DCP5481C	DCP5482C	360	mc 0,02 – Kg 4
54	60	DCP5401C	DCP5402C	382	mc 0,02 – Kg 5
74	45	DCP5501C	DCP5502C	394	mc 0,02 – Kg 5
74	60	DCP5421C	DCP5422C	427	mc 0,02 – Kg 7

### ANTE LEGNO RIBALTA E VASISTAS DECOR H. 37 DECOR LIFT-UP AND WOODEN DROP-DOWN DOORS H. 37

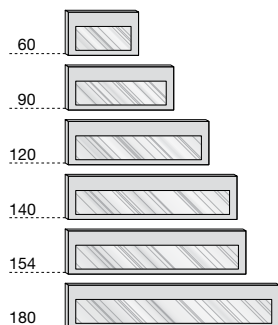
PER LIMITI DI UTILIZZO DELLE ANTE  
VASISTAS E RIBALTA CONSULTARE PAG. 294  
FOR USE LIMITS OF LIFT-UP AND DROP-  
DOWN DOORS SEE PAGE 294



larghezza width	codice vasistas lift-up code	codice ribalta drop-down code	NOCE-FRASSINO WALNUT-ASHWOOD	
60	DCP5341C	DCP5141C	264	mc 0,02 – Kg 4
90	DCP5351C	DCP5041C	292	mc 0,02 – Kg 5
120	DCP5361C	DCP5261C	337	mc 0,02 – Kg 7
140	DCP5271C	DCP5281C	382	mc 0,02 – Kg 8
154	DCP5761C	DCP5791C	394	mc 0,03 – Kg 9
180	DCP5291C	DCP5051C	439	mc 0,03 – Kg 10

### ANTE VETRO VASISTAS E RIBALTA DECOR H. 37 DECOR LIFT-UP AND DROP- DOWN GLASS DOORS H. 37

PER LIMITI DI UTILIZZO DELLE ANTE  
VASISTAS E RIBALTA CONSULTARE PAG. 294  
FOR USE LIMITS OF LIFT-UP AND DROP-  
DOWN DOORS SEE PAGE 294

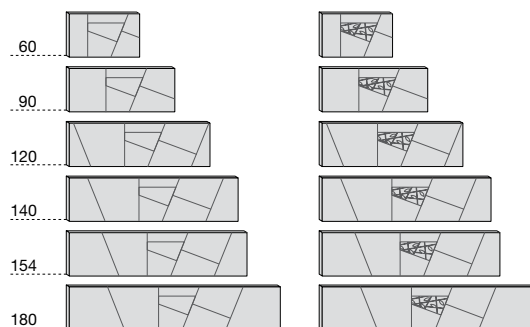


larghezza width	codice vasistas lift-up code	codice ribalta drop-down code	NOCE-FRASSINO WALNUT-ASHWOOD	
60	DCP5301C	DCP5101C	264	mc 0,02 – Kg 4
90	DCP5311C	DCP5111C	292	mc 0,02 – Kg 5
120	DCP5321C	DCP5121C	337	mc 0,02 – Kg 7
140	DCP5411C	DCP5451C	382	mc 0,02 – Kg 8
154	DCP5771C	DCP5801C	394	mc 0,03 – Kg 9
180	DCP5331C	DCP5131C	439	mc 0,03 – Kg 10

## FRONTALI DECOR DECOR FRONTS

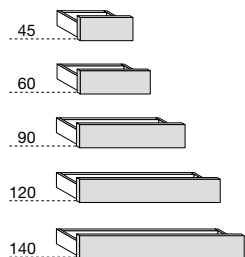
### ANTE DECORATE VASISTAS E RIBALTA DECOR H. 37 DECOR DECORATED LIFT-UP AND DROP-DOWN DOORS H. 37

PER LIMITI DI UTILIZZO DELLE ANTE  
VASISTAS E RIBALTA CONSULTARE PAG. 295  
FOR USE LIMITS OF LIFT-UP AND DROP-  
DOWN DOORS SEE PAGE 295



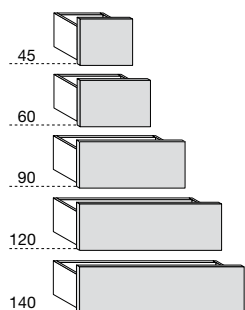
larghezza width	codice vasistas lift-up code	codice ribalta drop-down code	NOCE-FRASSINO WALNUT-ASHWOOD	
60	DCP5201C	DCP5001C	522	mc 0,02 – Kg 4
90	DCP5211C	DCP5011C	579	mc 0,02 – Kg 5
120	DCP5221C	DCP5021C	641	mc 0,02 – Kg 7
140	DCP5241C	DCP5251C	691	mc 0,02 – Kg 8
154	DCP5781C	DCP5811C	742	mc 0,03 – Kg 9
180	DCP5231C	DCP5031C	876	mc 0,03 – Kg 10

### CASSETTI H. 20 DECOR DRAWERS H. 20 DECOR



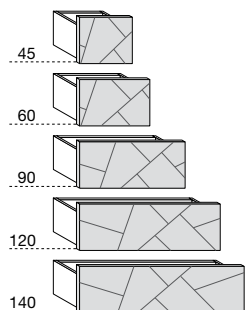
larghezza width	codice code	NOCE-FRASSINO WALNUT-ASHWOOD	
45	DCP4031C	287	mc 0,05 – Kg 4,5
60	DCP4001C	287	mc 0,06 – Kg 6
90	DCP4011C	326	mc 0,08 – Kg 9
120	DCP4021C	377	mc 0,12 – Kg 12
140	DCP4041C	416	mc 0,14 – Kg 14

### CESTONI H. 40 DECOR BASKETS H. 40 DECOR



larghezza width	codice code	NOCE-FRASSINO WALNUT-ASHWOOD	
45	DCP4261C	427	mc 0,08 – Kg 9
60	DCP4231C	439	mc 0,12 – Kg 12
90	DCP4241C	477	mc 0,17 – Kg 18
120	DCP4251C	529	mc 0,23 – Kg 24
140	DCP4281C	629	mc 0,27 – Kg 28

### CESTONI FRONTALE DECORATO H. 40 DECOR BASKETS WITH DECORATED FRONT H. 40 DECOR



larghezza width	codice code	NOCE-FRASSINO WALNUT-ASHWOOD	
45	DCP4271C	539	mc 0,08 – Kg 9
60	DCP4201C	551	mc 0,12 – Kg 12
90	DCP4211C	590	mc 0,17 – Kg 18
120	DCP4221C	669	mc 0,23 – Kg 24
140	DCP4291C	786	mc 0,27 – Kg 28

# DECOR SISTEMA PARETE - WALL SYSTEM

MODULI A COLONNA H. 226.5 – P. 40

TALL UNIT MODULES H. 226.5 – D. 40

## MODULI A GIORNO OPEN MODULES

5 RIPIANI  
5 SHELVES

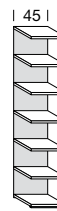


PFP5001M

NOCE-FRASSINO / WALNUT-ASHWOOD

804

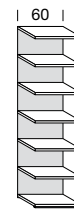
5 RIPIANI  
5 SHELVES



PFP5005M

1.000

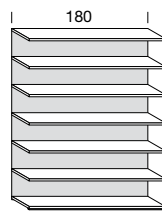
5 RIPIANI  
5 SHELVES



PFP5011M

1.141

5 RIPIANI  
5 SHELVES

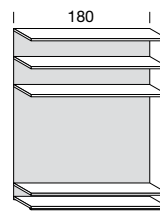


PFP5851M

NOCE-FRASSINO / WALNUT-ASHWOOD

2.360

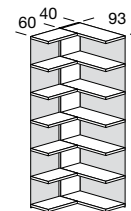
3 RIPIANI  
3 SHELVES



PFP5861M

2.191

5 RIPIANI ANGOLO  
5 CORNER SHELVES

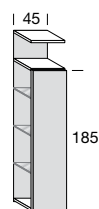


PFP6131M

3.073

## MODULI L. 45 MODULES W. 45

1 ANTA LEGNO  
1 WOODEN DOOR

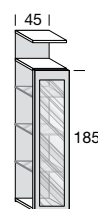


DCP5115M

NOCE-FRASSINO / WALNUT-ASHWOOD

1.113

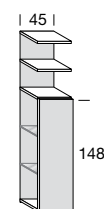
1 ANTA VETRO  
1 GLASS DOOR



DCP5125M

1.113

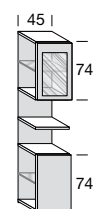
1 ANTA LEGNO, 1 RIPIANO  
1 WOODEN DOOR, 1 SHELF



DCP5135M

1.124

1 ANTA LEGNO, 1 RIPIANO,  
1 ANTA VETRO  
1 WOODEN DOOR, 1 SHELF,  
1 GLASS DOOR

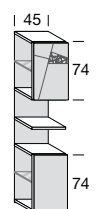


DCP5335M

NOCE-FRASSINO / WALNUT-ASHWOOD

1.360

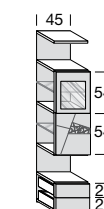
1 ANTA LEGNO, 1 RIPIANO,  
1 ANTA DECORATA/TRAFORATA  
1 WOODEN DOOR, 1 SHELF,  
1 DECORATED/PERFORATED DOOR



DCP5345M

1.488

2 CASSETTI, 1 ANTA VETRO, 1 ANTA DECORATA/  
TRAFORATA  
2 DRAWERS, 1 GLASS DOOR, 1 DECORATED/  
PERFORATED DOOR

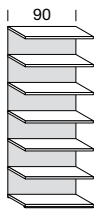


DCP5355M

2.095

**N.B.: INDICARE SEMPRE IL VERSO DELL'ANTA (DX O SX)**  
**N.B.: ALWAYS INDICATE THE DIRECTION OF DOOR (RH OR LH)**

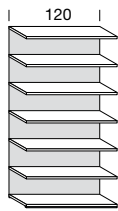
5 RIPIANI  
5 SHELVES



PFP5371M

1.573

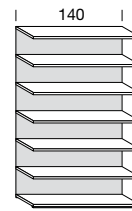
5 RIPIANI  
5 SHELVES



PFP5611M

1.927

5 RIPIANI  
5 SHELVES



PFP6001M

2.410

## EL. STRUTTURALI E OPTIONAL OPTIONAL AND STRUCTURAL EL.

FIANCO A TERRA SP. 3  
FLOOR-STANDING SIDE PANEL TH. 3



PFP1031C

404

mc 0,04 – Kg 2

DIVISIONE A TERRA SP. 3  
FLOOR-STANDING PARTITION TH. 3



PFP1071C

416

mc 0,04 – Kg 2

BARRA LED A BASSO CONSUMO  
ACCENSIONE TOUCH  
IN ALLUMINIO L. 37.2  
LOW CONSUMPTION LED BAR  
TOUCH SWITCH  
IN ALUMINIUM W. 37.2



ZZZFE22001

152

ALIMENTATORE  
POWER SUPPLY

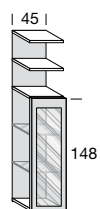


ZZZFE22002

62

COLLEGAMENTO  
A CARICO DEL CLIENTE  
CONNECTIONS  
TO BE MADE BY THE CUSTOMER.

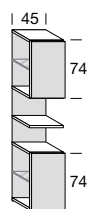
1 ANTA VETRO, 1 RIPIANO  
1 GLASS DOOR, 1 SHELF



DCP5145M

1.124

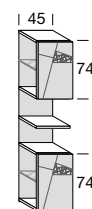
2 ANTE LEGNO, 1 RIPIANO  
2 WOODEN DOORS, 1 SHELF



DCP5155M

1.360

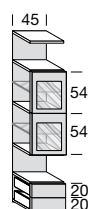
2 ANTE DECORATE/TRAFORATE, 1 RIPIANO  
2 DECORATED/PERFORATED DOORS, 1 SHELF



DCP5325M

1.623

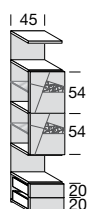
2 CASSETTI, 2 ANTE VETRO  
2 DRAWERS, 2 GLASS DOORS



DCP5365M

1.960

2 CASSETTI, 2 ANTE DECORATE  
2 DRAWERS, 2 DECORATED DOORS



DCP5165M

2.225

\*  
SPECIFICARE CON O SENZA DECORO  
FOGLIA  
(IL PREZZO È LO STESSO)  
PLEASE SPECIFY WITH OR WITHOUT  
LEAF DECORATION  
(THE PRICE IS THE SAME)

POSSIBILITÀ DI FRONTALE DIVERSO  
DALLA SCOCCA, SPECIFICARE LA  
FINITURA SCELTA

IN CASE OF FRONT DIFERENT FROM  
THE CARCASE CONSIDER THE  
HIGHER PRICE OF THE CHOOSEN  
FINISH

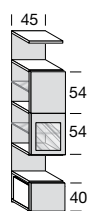
# DECOR SISTEMA PARETE - WALL SYSTEM

## MODULI A COLONNA H. 226.5 – P. 40

### TALL UNIT MODULES H. 226.5 – D. 40

#### MODULI L. 45 MODULES W. 45

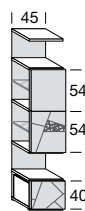
1 CESTONE, 1 ANTA VETRO,  
1 ANTA LEGNO  
1 BASKET, 1 GLASS DOOR,  
1 WOODEN DOOR



**DCP5175M**

\*

1 CESTONE, 1 ANTA DECORATA,  
1 ANTA LEGNO  
1 BASKET, 1 DECORATED DOOR,  
1 WOODEN DOOR



**DCP5185M**

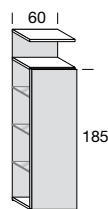
NOCE-FRASSINO / WALNUT-ASHWOOD

**1.820**

**2.062**

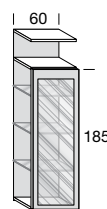
#### MODULI L. 60 MODULES W. 60

1 ANTA LEGNO  
1 WOODEN DOOR



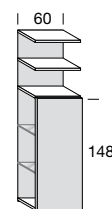
**DCP5211M**

1 ANTA VETRO  
1 GLASS DOOR



**DCP5231M**

1 ANTA LEGNO, 1 RIPIANO  
1 WOODEN DOOR, 1 SHELF



**DCP5171M**

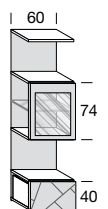
NOCE-FRASSINO / WALNUT-ASHWOOD

**1.236**

**1.236**

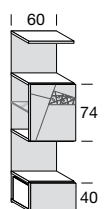
**1.253**

1 CESTONE, 1 ANTA VETRO  
1 BASKET, 1 GLASS DOOR



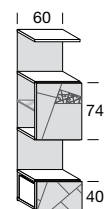
**DCP5151M**

1 CESTONE, 1 ANTA DECORATA/TRAFORATA  
1 BASKET, 1 DECORATED/PERFORATED DOOR



**DCP5132M**

1 CESTONE, 1 ANTA DECORATA  
1 BASKET, 1 DECORATED DOOR



**DCP5131M**

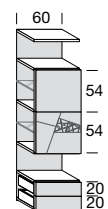
NOCE-FRASSINO / WALNUT-ASHWOOD

**1.736**

**1.775**

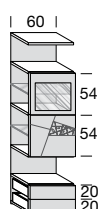
**1.899**

2 CASSETTI, 1 ANTA DECORATA/TRAFORATA,  
1 ANTA LEGNO  
2 DRAWERS, 1 DECORATED/PERFORATED DOOR,  
1 WOODEN DOOR



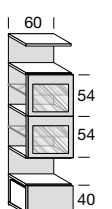
**DCP5273M**

2 CASSETTI, 1 ANTA DECORATA/TRAFORATA,  
1 ANTA VETRO  
2 DRAWERS, 1 DECORATED/PERFORATED DOOR,  
1 GLASS DOOR



**DCP5263M**

1 CESTONE, 2 ANTE VETRO  
1 BASKET, 2 GLASS DOORS



**DCP5241M**

NOCE-FRASSINO / WALNUT-ASHWOOD

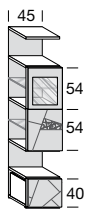
**2.275**

**2.275**

**1.994**

**N.B.: INDICARE SEMPRE IL VERSO DELL'ANTA (DX O SX)**  
**N.B.: ALWAYS INDICATE THE DIRECTION OF DOOR (RH OR LH)**

1 CESTONE, 1 ANTA DECORATA,  
1 ANTA VETRO  
1 BASKET, 1 DECORATED DOOR,  
1 GLASS DOOR

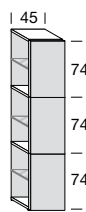


\*

**DCP5195M**

**2.062**

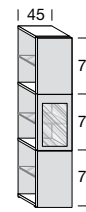
3 ANTE LEGNO  
3 WOODEN DOORS



**DCP5205M**

**1.540**

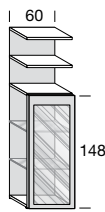
2 ANTE LEGNO, 1 ANTA VETRO  
2 WOODEN DOORS, 1 GLASS DOOR



**DCP5315M**

**1.540**

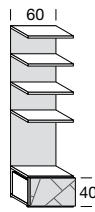
1 ANTA VETRO, 1 RIPIANO  
1 GLASS DOOR, 1 SHELF



**DCP5191M**

**1.253**

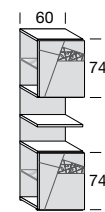
1 CESTONE, 3 RIPIANI  
1 BASKET, 3 SHELVES



**DCP5041M**

**1.562**

2 ANTE DECORATE/TRAFORATE, 1 RIPIANO  
2 DECORATED/PERFORATED DOORS, 1 SHELF

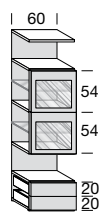


\*

**DCP5291M**

**1.803**

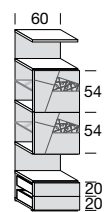
2 CASSETTI, 2 ANTE VETRO  
2 DRAWERS, 2 GLASS DOORS



**DCP5271M**

**2.135**

2 CASSETTI, 2 ANTE DECORATE/TRAFORATE  
2 DRAWERS, 2 DECORATED/PERFORATED DOORS

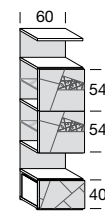


\*

**DCP5251M**

**2.427**

1 CESTONE, 2 ANTE DECORATE/TRAFORATE  
1 BASKET, 2 DECORATED/PERFORATED DOORS

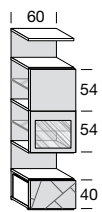


\*

**DCP5261M**

**2.394**

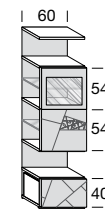
1 CESTONE, 1 ANTA VETRO,  
1 ANTA LEGNO  
1 BASKET, 1 GLASS DOOR,  
1 WOODEN DOOR



**DCP5242M**

**2.107**

1 CESTONE, 1 ANTA DECORATA,  
1 ANTA VETRO  
1 BASKET, 1 DECORATED DOOR,  
1 GLASS DOOR



\*

**DCP5021M**

**2.247**

## EL. STRUTTURALI E OPTIONAL OPTIONAL AND STRUCTURAL EL.

FIANCO A TERRA SP. 3  
FLOOR-STANDING SIDE PANEL TH. 3



**PFP1031C**

**404**

mc 0,04 – Kg 2

DIVISIONE A TERRA SP. 3  
FLOOR-STANDING PARTITION TH. 3



**PFP1071C**

**416**

mc 0,04 – Kg 2

BARRA LED A BASSO CONSUMO  
ACCENSIONE TOUCH  
IN ALLUMINIO L. 37.2  
LOW CONSUMPTION LED BAR  
TOUCH SWITCH  
IN ALUMINIUM W. 37.2



**ZZZFE22001**

**152**

ALIMENTATORE  
POWER SUPPLY



**ZZZFE22002**

**62**

COLLEGAMENTO  
A CARICO DEL CLIENTE  
CONNECTIONS  
TO BE MADE BY THE CUSTOMER.

\*  
SPECIFICARE CON O SENZA DECORO  
FOGLIA  
(IL PREZZO È LO STESSO)  
PLEASE SPECIFY WITH OR WITHOUT  
LEAF DECORATION  
(THE PRICE IS THE SAME)

POSSIBILITÀ DI FRONTALE DIVERSO  
DALLA SCOCCA, SPECIFICARE LA  
FINITURA SCELTA

IN CASE OF FRONT DIFERENT FROM  
THE CARCASE CONSIDER THE  
HIGHER PRICE OF THE CHOOSEN  
FINISH

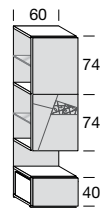
# DECOR SISTEMA PARETE - WALL SYSTEM

MODULI A COLONNA H. 226.5 – P. 40

TALL UNIT MODULES H. 226.5 – D. 40

**MODULI L. 60**  
**MODULES W. 60**

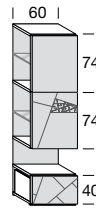
1 CESTONE, 1 ANTA DECORATA/TRAFORATA,  
1 ANTA LEGNO  
1 BASKET, 1 DECORATED/PERFORATED DOOR,  
1 WOODEN DOOR



\*

**DCP5302M**

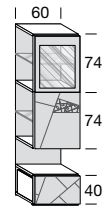
1 CESTONE, 1 ANTA DECORATA,  
1 ANTA LEGNO  
1 BASKET, 1 DECORATED DOOR,  
1 WOODEN DOOR



\*

**DCP5341M**

1 CESTONE, 1 ANTA DECORATA,  
1 ANTA VETRO  
1 BASKET, 1 DECORATED DOOR,  
1 GLASS DOOR



\*

**DCP5301M**

NOCE-FRASSINO / WALNUT-ASHWOOD

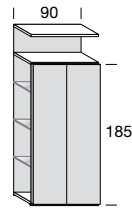
**2.079**

**2.197**

**2.197**

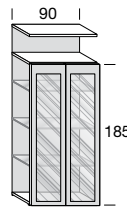
**MODULI L. 90**  
**MODULES W. 90**

2 ANTE LEGNO  
2 WOODEN DOORS



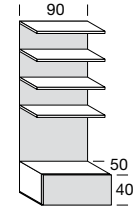
**DCP3702M**

2 ANTE VETRO  
2 GLASS DOORS



**DCP3711M**

1 CESTONE, 3 RIPIANI  
1 BASKET, 3 SHELVES



**DCP3722M**

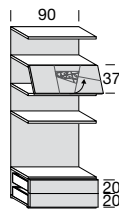
NOCE-FRASSINO / WALNUT-ASHWOOD

**1.843**

**1.843**

**1.877**

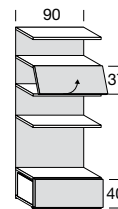
2 CASSETTI, 1 RIPIANO,  
1 VASISTAS DECORATA  
2 DRAWERS, 1 SHELF,  
1 DECORATED LIFT-UP DOOR



\*

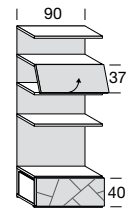
**DCP5381M**

1 CESTONE, 1 RIPIANO,  
1 VASISTAS LEGNO  
1 BASKET, 1 SHELF,  
1 WOODEN LIFT-UP DOOR



**DCP5382M**

1 CESTONE, 1 RIPIANO,  
1 VASISTAS LEGNO  
1 BASKET, 1 SHELF,  
1 WOODEN LIFT-UP DOOR



**DCP5391M**

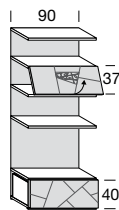
NOCE-FRASSINO / WALNUT-ASHWOOD

**2.618**

**2.162**

**2.275**

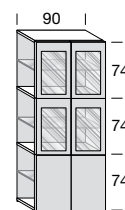
1 CESTONE, 1 RIPIANO  
1 VASISTAS DECORATA  
1 BASKET, 1 SHELF,  
1 DECORATED LIFT-UP DOOR



\*

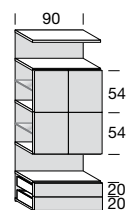
**DCP3751M**

2 ANTE LEGNO, 4 ANTE VETRO  
2 WOODEN DOORS, 4 GLASS DOORS



**DCP5461M**

2 CASSETTI, 4 ANTE LEGNO  
2 DRAWERS, 4 WOODEN DOORS



**DCP5491M**

NOCE-FRASSINO / WALNUT-ASHWOOD

**2.567**

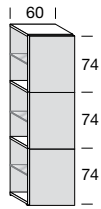
**2.747**

**3.028**



**N.B.: INDICARE SEMPRE IL VERSO DELL'ANTA (DX O SX)**  
**N.B.: ALWAYS INDICATE THE DIRECTION OF DOOR (RH OR LH)**

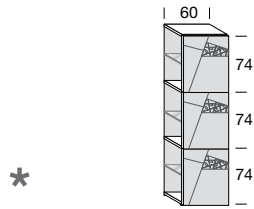
**3 ANTE LEGNO**  
**3 WOODEN DOORS**



**DCP5332M**

**1.663**

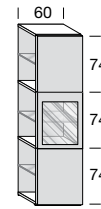
**3 ANTE DECORATE/TRAFORATE**  
**3 DECORATED/PERFORATED DOORS**



**DCP5331M**

**2.135**

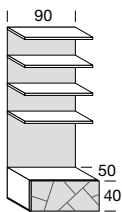
**2 ANTE LEGNO, 1 ANTA VETRO**  
**2 WOODEN DOORS, 1 GLASS DOOR**



**DCP5354M**

**1.663**

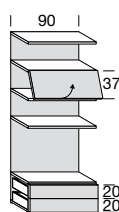
**1 CESTONE, 3 RIPIANI**  
**1 BASKET, 3 SHELVES**



**DCP3721M**

**1.994**

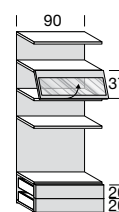
**2 CASSETTI, 1 RIPIANO,**  
**1 VASISTAS LEGNO**  
**2 DRAWERS, 1 SHELF,**  
**1 WOODEN LIFT-UP DOOR**



**DCP3731M**

**2.326**

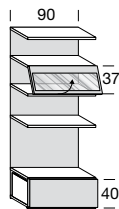
**2 CASSETTI, 1 RIPIANO,**  
**1 VASISTAS VETRO**  
**2 DRAWERS, 1 SHELF,**  
**1 GLASS LIFT-UP DOOR**



**DCP5371M**

**2.326**

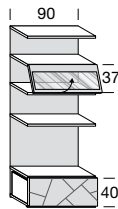
**1 CESTONE, 1 RIPIANO**  
**1 VASISTAS VETRO**  
**1 BASKET, 1 SHELF,**  
**1 GLASS LIFT-UP DOOR**



**DCP5392M**

**2.162**

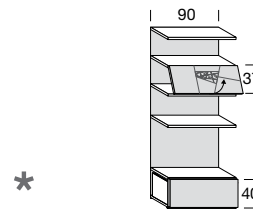
**1 CESTONE, 1 RIPIANO,**  
**1 VASISTAS VETRO**  
**1 BASKET, 1 SHELF,**  
**1 GLASS LIFT-UP DOOR**



**DCP3741M**

**2.292**

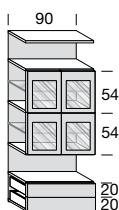
**1 CESTONE, 1 RIPIANO,**  
**1 VASISTAS DECORATA**  
**1 BASKET, 1 SHELF,**  
**1 DECORATED LIFT-UP DOOR**



**DCP3752M**

**2.455**

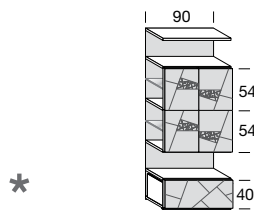
**2 CASSETTI, 4 ANTE VETRO**  
**2 DRAWERS, 4 GLASS DOORS**



**DCP5551M**

**3.028**

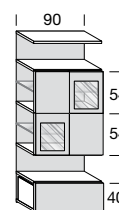
**1 CESTONE, 4 ANTE DECORATE**  
**1 BASKET, 4 DECORATED DOORS**



**DCP5561M**

**3.505**

**1 CESTONE, 2 ANTE LEGNO,**  
**2 ANTE VETRO**  
**1 BASKET, 2 WOODEN DOORS,**  
**2 GLASS DOORS**



**DCP5571M**

**2.859**

## EL. STRUTTURALI E OPTIONAL OPTIONAL AND STRUCTURAL EL.

**FIANCO A TERRA SP. 3**  
**FLOOR-STANDING SIDE PANEL TH. 3**



**PFP1031C**

**404**

mc 0,04 – Kg 2

**DIVISIONE A TERRA SP. 3**  
**FLOOR-STANDING PARTITION TH. 3**



**PFP1071C**

**416**

mc 0,04 – Kg 2

**BARRA LED A BASSO CONSUMO**  
**ACCENSIONE TOUCH**  
**IN ALLUMINIO L. 37.2**  
**LOW CONSUMPTION LED BAR**  
**TOUCH SWITCH**  
**IN ALUMINIUM W. 37.2**



**ZZZFE22001**

**152**

**ALIMENTATORE**  
**POWER SUPPLY**



**ZZZFE22002**

**62**

**COLLEGAMENTO**  
**A CARICO DEL CLIENTE**  
**CONNECTIONS**  
**TO BE MADE BY THE CUSTOMER.**

**\* SPECIFICARE CON O SENZA DECORO**  
**FOGLIA**  
**(IL PREZZO È LO STESSO)**  
**PLEASE SPECIFY WITH OR WITHOUT**  
**LEAF DECORATION**  
**(THE PRICE IS THE SAME)**

**POSSIBILITÀ DI FRONTALE DIVERSO**  
**DALLA SCOCCA, SPECIFICARE LA**  
**FINITURA SCELTA**

**IN CASE OF FRONT DIFERENT FROM**  
**THE CARCASE CONSIDER THE**  
**HIGHER PRICE OF THE CHOOSEN**  
**FINISH**

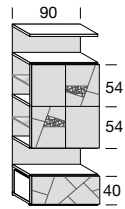
# DECOR SISTEMA PARETE - WALL SYSTEM

MODULI A COLONNA H. 226.5 – P. 40

TALL UNIT MODULES H. 226.5 – D. 40

**MODULI L. 90**  
**MODULES W. 90**

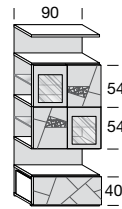
1 CESTONE, 2 ANTE LEGNO,  
2 ANTE DECORATE  
1 BASKET, 2 WOODEN DOORS,  
2 DECORATED DOORS



\*

**DCP5581M**

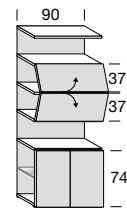
1 CESTONE, 2 ANTE VETRO,  
2 ANTE DECORATE  
1 BASKET, 2 GLASS DOORS,  
2 DECORATED DOORS



\*

**DCP5591M**

2 ANTE LEGNO, 1 RIBALTA LEGNO,  
1 VASISTAS LEGNO  
2 WOODEN DOORS, 1 WOODEN DROP-DOWN DOOR,  
1 WOODEN LIFT-UP DOOR



**DCP5501M**

NOCE-FRASSINO / WALNUT-ASHWOOD

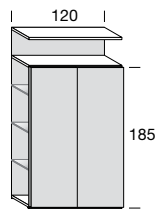
**3.241**

**3.241**

**2.544**

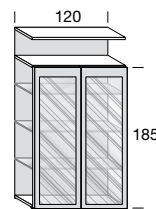
**MODULI L. 120**  
**MODULES W. 120**

2 ANTE LEGNO  
2 WOODEN DOORS



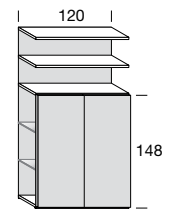
**DCP6111M**

2 ANTE VETRO  
2 GLASS DOORS



**DCP6121M**

2 ANTE LEGNO, 1 RIPIANO  
2 WOODEN DOORS, 1 SHELF



**DCP6131M**

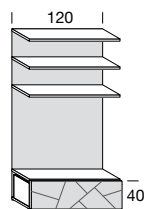
NOCE-FRASSINO / WALNUT-ASHWOOD

**2.236**

**2.236**

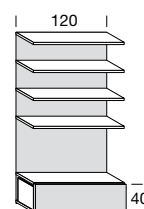
**2.242**

1 CESTONE, 2 RIPIANI  
1 BASKET, 2 SHELVES



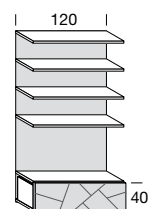
**DCP5791M**

1 CESTONE, 4 RIPIANI  
1 BASKET, 4 SHELVES



**DCP5802M**

1 CESTONE, 3 RIPIANI  
1 BASKET, 3 SHELVES



**DCP5801M**

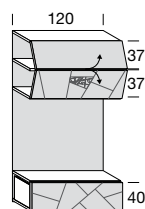
NOCE-FRASSINO / WALNUT-ASHWOOD

**2.162**

**2.236**

**2.449**

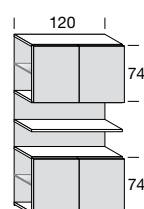
1 CESTONE, 1 RIBALTA DECORATA,  
1 VASISTAS LEGNO  
1 BASKET, 1 DECORATED DROP-DOWN DOOR,  
1 WOODEN LIFT-UP DOOR



\*

**DCP5691M**

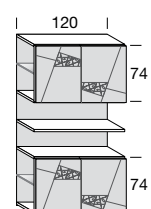
4 ANTE LEGNO, 1 RIPIANO  
4 WOODEN DOORS, 1 SHELF



\*

**DCP5832M**

4 ANTE DECORATE, 1 RIPIANO  
4 DECORATED DOORS, 1 SHELF




**DCP5831M**

NOCE-FRASSINO / WALNUT-ASHWOOD

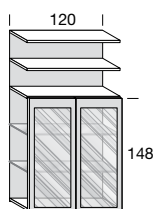
**3.129**

**2.679**

**3.308**



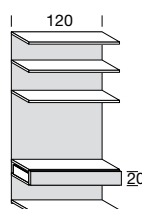
2 ANTE VETRO, 1 RIPIANO  
2 GLASS DOORS, 1 SHELF



DCP6141M

2.242

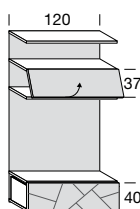
1 CASSETTO, 2 RIPIANI  
1 DRAWER, 2 SHELVES



DCP5781M

2.084

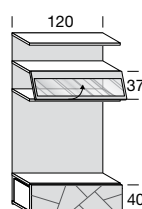
1 CESTONE, 1 VASISTAS LEGNO  
1 BASKET, 1 WOODEN LIFT-UP DOOR



DCP5641M

2.500

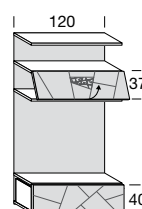
1 CESTONE, 1 VASISTAS VETRO  
1 BASKET, 1 GLASS LIFT-UP DOOR



DCP5651M

2.500

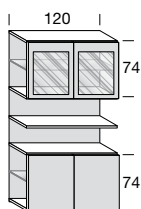
1 CESTONE, 1 VASISTAS DECORATA  
1 BASKET, 1 DECORATED LIFT-UP DOOR



DCP5661M

2.798

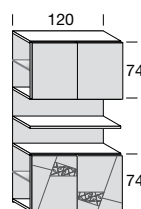
2 ANTE LEGNO, 1 RIPIANO,  
2 ANTE VETRO  
2 WOODEN DOORS, 1 SHELF,  
2 GLASS DOORS



DCP5842M

2.679

2 ANTE DECORATE/TRAFORATE, 1 RIPIANO,  
2 ANTE LEGNO  
2 DECORATED/PERFORATED DOORS, 1 SHELF,  
2 WOODEN DOORS



DCP5833M

2.994

## EL. STRUTTURALI E OPTIONAL OPTIONAL AND STRUCTURAL EL.

FIANCO A TERRA SP. 3  
FLOOR-STANDING SIDE PANEL TH. 3



PPF1031C

404

mc 0,04 - Kg 2

DIVISIONE A TERRA SP. 3  
FLOOR-STANDING PARTITION TH. 3



PPF1071C

416

mc 0,04 - Kg 2

BARRA LED A BASSO CONSUMO  
ACCENSIONE TOUCH  
IN ALLUMINIO L. 37.2  
LOW CONSUMPTION LED BAR  
TOUCH SWITCH  
IN ALUMINIUM W. 37.2



ZZZFE22001

152

ALIMENTATORE  
POWER SUPPLY



ZZZFE22002

62

COLLEGAMENTO  
A CARICO DEL CLIENTE  
CONNECTIONS  
TO BE MADE BY THE CUSTOMER.

\*  
SPECIFICARE CON O SENZA DECORO  
FOGLIA  
(IL PREZZO È LO STESSO)  
PLEASE SPECIFY WITH OR WITHOUT  
LEAF DECORATION  
(THE PRICE IS THE SAME)

POSSIBILITÀ DI FRONTALE DIVERSO  
DALLA SCOCCA, SPECIFICARE LA  
FINITURA SCELTA

IN CASE OF FRONT DIFERENT FROM  
THE CARCASE CONSIDER THE  
HIGHER PRICE OF THE CHOSEN  
FINISH

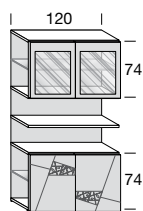
# DECOR SISTEMA PARETE - WALL SYSTEM

## MODULI A COLONNA H. 226.5 – P. 40

### TALL UNIT MODULES H. 226.5 – D. 40

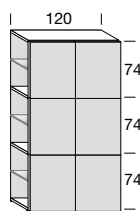
#### MODULI L. 120 MODULES W. 120

2 ANTE DECORATE/TRAFORATE, 1 RIPIANO,  
2 ANTE VETRO  
2 DECORATED/PERFORATED DOORS, 1 SHELF,  
2 GLASS DOORS



**DCP5841M**

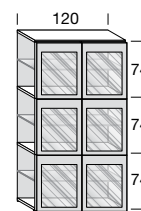
6 ANTE LEGNO  
6 WOODEN DOORS



**DCP5762M**

6 ANTE VETRO  
6 GLASS DOORS

\*



**DCP5772M**

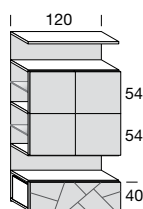
NOCE-FRASSINO / WALNUT-ASHWOOD

**2.994**

**3.061**

**3.061**

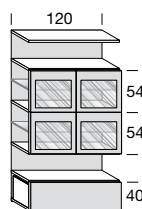
1 CESTONE, 4 ANTE LEGNO  
1 BASKET, 4 WOODEN DOORS



\*

**DCP2801M**

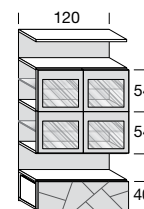
1 CESTONE, 4 ANTE VETRO  
1 BASKET, 4 GLASS DOORS



**DCP2832M**

1 CESTONE, 4 ANTE VETRO  
1 BASKET, 4 GLASS DOORS

\*



**DCP2831M**

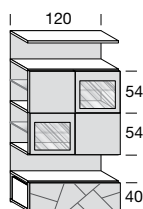
NOCE-FRASSINO / WALNUT-ASHWOOD

**3.433**

**3.298**

**3.433**

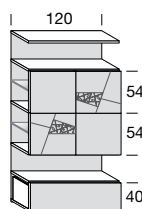
1 CESTONE, 2 ANTE LEGNO,  
2 ANTE VETRO  
1 BASKET, 2 WOODEN DOORS,  
2 GLASS DOORS



**DCP2851M**

1 CESTONE, 2 ANTE LEGNO,  
2 ANTE DECORATE/TRAFORATE  
1 BASKET, 2 WOODEN DOORS,  
2 DECORATED/PERFORATED DOORS

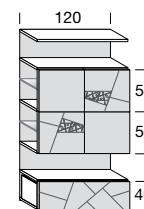
\*



**DCP2862M**

1 CESTONE, 2 ANTE LEGNO,  
2 ANTE DECORATE  
1 BASKET, 2 WOODEN DOORS,  
2 DECORATED DOORS

\*



**DCP2861M**

NOCE-FRASSINO / WALNUT-ASHWOOD

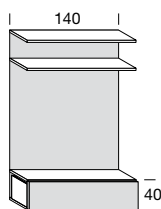
**3.433**

**3.585**

**3.870**

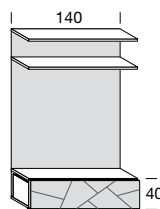
#### MODULI TV L. 140 TV MODULES W. 140

1 CESTONE, 1 RIPIANO  
1 BASKET, 1 SHELF



**DCP2902M**

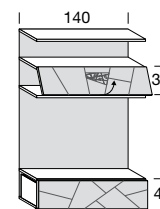
1 CESTONE, 1 RIPIANO  
1 BASKET, 1 SHELF



**DCP2901M**

1 CESTONE, 1 VASISTAS DECORATA  
1 BASKET, 1 WOODEN LIFT-UP DOOR

\*



**DCP2912M**

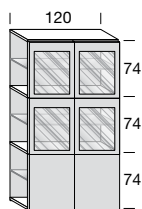
NOCE-FRASSINO / WALNUT-ASHWOOD

**1.875**

**2.399**

**3.348**

2 ANTE LEGNO, 4 ANTE VETRO  
2 WOODEN DOORS, 4 GLASS DOORS

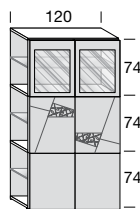


\*

DCP5771M

3.061

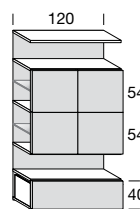
2 ANTE LEGNO, 2 ANTE DECORATE/TRAFORATE,  
2 ANTE VETRO  
2 WOODEN DOORS, 2 DECORATED/PERFORATED DOORS,  
2 GLASS DOORS



DCP5773M

3.371

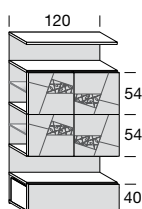
1 CESTONE, 4 ANTE LEGNO  
1 BASKET, 4 WOODEN DOORS



DCP2802M

3.298

1 CESTONE, 4 ANTE DECORATE/TRAFORATE  
1 BASKET, 4 DECORATED/PERFORATED DOORS

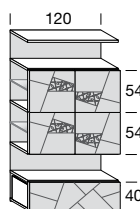


\*

DCP2842M

3.870

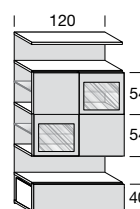
1 CESTONE, 4 ANTE DECORATE  
1 BASKET, 4 DECORATED DOORS



DCP2841M

4.011

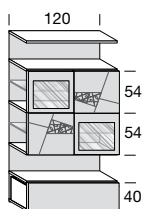
1 CESTONE, 2 ANTE LEGNO,  
2 ANTE VETRO  
1 BASKET, 2 WOODEN DOORS,  
2 GLASS DOORS



DCP2852M

3.298

1 CESTONE, 2 ANTE VETRO,  
2 ANTE DECORATE/TRAFORATE  
1 BASKET, 2 GLASS DOORS,  
2 DECORATED/PERFORATED DOORS

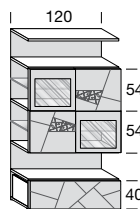


\*

DCP2872M

3.585

1 CESTONE, 2 ANTE VETRO,  
2 ANTE DECORATE  
1 BASKET, 2 GLASS DOORS,  
2 DECORATED DOORS

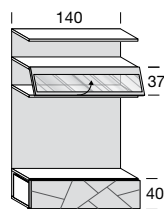


\*

DCP2871M

3.870

1 CESTONE, 1 VASISTAS VETRO  
1 BASKET, 1 GLASS LIFT-UP DOOR



DCP2911M

3.045

## EL. STRUTTURALI E OPTIONAL OPTIONAL AND STRUCTURAL EL.

FIANCO A TERRA SP. 3  
FLOOR-STANDING SIDE PANEL TH. 3

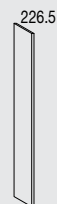


PFP1031C

404

mc 0,04 - Kg 2

DIVISIONE A TERRA SP. 3  
FLOOR-STANDING PARTITION TH. 3



PFP1071C

416

mc 0,04 - Kg 2

BARRA LED A BASSO CONSUMO  
ACCENSIONE TOUCH  
IN ALLUMINIO L. 37.2  
LOW CONSUMPTION LED BAR  
TOUCH SWITCH  
IN ALUMINIUM W. 37.2



ZZZFE22001

152

ALIMENTATORE  
POWER SUPPLY



ZZZFE22002

62

COLLEGAMENTO  
A CARICO DEL CLIENTE  
CONNECTIONS  
TO BE MADE BY THE CUSTOMER.

\*  
SPECIFICARE CON O SENZA DECORO  
FOGLIA  
(IL PREZZO È LO STESSO)  
PLEASE SPECIFY WITH OR WITHOUT  
LEAF DECORATION  
(THE PRICE IS THE SAME)

POSSIBILITÀ DI FRONTALE DIVERSO  
DALLA SCOCCA, SPECIFICARE LA  
FINITURA SCELTA

IN CASE OF FRONT DIFERENT FROM  
THE CARCASE CONSIDER THE  
HIGHER PRICE OF THE CHOOSEN  
FINISH

# DECOR SISTEMA PARETE - WALL SYSTEM

## MODULI A COLONNA H. 226.5 – P. 40

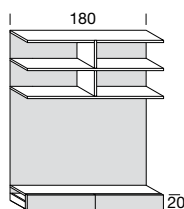
### TALL UNIT MODULES H. 226.5 – D. 40

**MODULI L. 180**  
**MODULES W. 180**

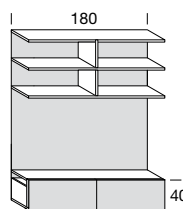
2 CASSETTI, 2 RIPIANI  
2 DRAWERS, 2 SHELVES

2 CESTONI, 2 RIPIANI  
2 BASKETS, 2 SHELVES

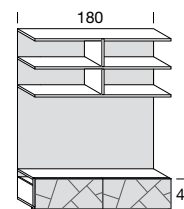
2 CESTONI, 2 RIPIANI  
2 BASKETS, 2 SHELVES



**DCP5851M**



**DCP5862M**



**DCP5863M**

NOCE-FRASSINO / WALNUT-ASHWOOD

**3.045**

**3.353**

**3.567**

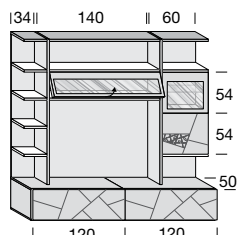
## COMPOSIZIONI HOME THEATRE H. 226.5 – P. 40/50

### HOME THEATRE COMPOSITIONS H. 226.5 – D. 40/50

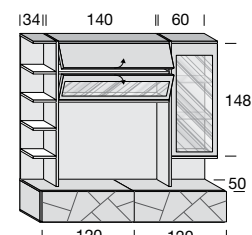
**MODULI H. 226.5**  
**MODULES H. 226.5**

BASE 2 CESTONI, 1 ANTA VETRO, 1 ANTA DECORATA,  
1 VASISTAS VETRO, 1 LIBRERIA  
BASE UNIT WITH 2 BASKETS, 1 GLASS DOOR, 1 DECORATED DOOR,  
1 GLASS LIFT-UP DOOR, 1 BOOKCASE

BASE 2 CESTONI, 1 ANTA VETRO, 1 RIBALTA VETRO,  
1 VASISTAS LEGNO, 1 LIBRERIA  
BASE UNIT WITH 2 BASKETS, 1 GLASS DOOR, 1 GLASS DROP-DOWN DOOR,  
1 WOODEN LIFT-UP DOOR, 1 BOOKCASE



**DCP1141M**



**DCP1151M**

\*

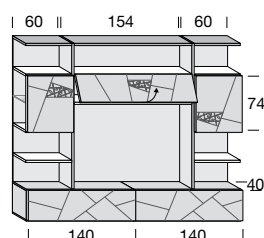
NOCE-FRASSINO / WALNUT-ASHWOOD

**7.230**

**7.157**

BASE 2 CESTONI, 2 RIPIANI, 2 ANTE DECORATE, 1 VASISTAS DECORATA

BASE UNIT WITH 2 BASKETS, 2 SHELVES, 2 DECORATED DOORS, 1 DECORATED LIFT-UP DOOR



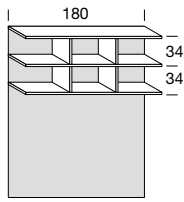
**DCP1171M**

NOCE-FRASSINO / WALNUT-ASHWOOD

**8.623**

N.B.: INDICARE SEMPRE IL VERSO DELL'ANTA (DX O SX)  
 N.B.: ALWAYS INDICATE THE DIRECTION OF DOOR (RH OR LH)

## MODULO PONTE L. 180 OVERHEAD MODULE W. 180



PFP9751M

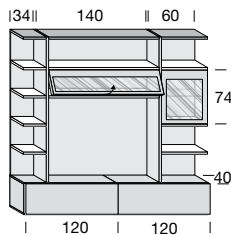
NOCE-FRASSINO / WALNUT-ASHWOOD

1.893

N.B.: INDICARE SEMPRE IL VERSO DELLA COMPOSIZIONE (DX O SX)  
 N.B.: ALWAYS INDICATE THE DIRECTION OF COMPOSITION (RH OR LH)

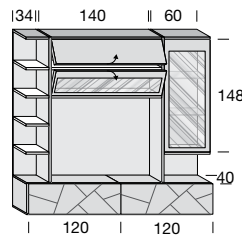
BASE 2 CESTONI, 1 ANTA VETRO,  
 1 VASISTAS VETRO, 1 LIBRERIA,, 1 RIPIANO  
 BASE UNIT WITH 2 BASKETS, 1 GLASS DOOR,  
 1 GLASS LIFT-UP DOOR, 1 BOOKCASE, 1 SHELF

BASE 2 CESTONI, 1 ANTA VETRO 1 RIBALTA VETRO, 1 VASISTAS LEGNO, 1 LIBRERIA  
 BASE UNIT WITH 2 BASKETS, 1 GLASS DOOR, 1 GLASS DROP-DOWN DOOR,  
 1 WOODEN LIFT-UP DOOR, 1 BOOKCASE



DCP1081M

6.376



DCP1121M

7.073

### EL. STRUTTURALI E OPTIONAL OPTIONAL AND STRUCTURAL EL.

FIANCO A TERRA SP. 3  
 FLOOR-STANDING SIDE PANEL TH. 3



PFP1031C

404

mc 0,04 – Kg 2

DIVISIONE A TERRA SP. 3  
 FLOOR-STANDING PARTITION TH. 3



PFP1071C

416

mc 0,04 – Kg 2

BARRA LED A BASSO CONSUMO  
 ACCENSIONE TOUCH  
 IN ALLUMINIO L. 37.2  
 LOW CONSUMPTION LED BAR  
 TOUCH SWITCH  
 IN ALUMINIUM W. 37.2



ZZZFE22001

152

ALIMENTATORE  
 POWER SUPPLY



ZZZFE22002

62

COLLEGAMENTO  
 A CARICO DEL CLIENTE  
 CONNECTIONS  
 TO BE MADE BY THE CUSTOMER.

\*  
 SPECIFICARE CON O SENZA DECORO  
 FOGLIA  
 (IL PREZZO È LO STESSO)  
 PLEASE SPECIFY WITH OR WITHOUT  
 LEAF DECORATION  
 (THE PRICE IS THE SAME)

POSSIBILITÀ DI FRONTALE DIVERSO  
 DALLA SCOCCA, SPECIFICARE LA  
 FINITURA SCELTA  
 IN CASE OF FRONT DIFERENT FROM  
 THE CARCASE CONSIDER THE  
 HIGHER PRICE OF THE CHOOSEN  
 FINISH

# DECOR SISTEMA PARETE - WALL SYSTEM

## COMPOSIZIONI A CATALOGO

## CATALOGUE COMPOSITIONS

POSSIBILITÀ DI FRONTALE DIVERSO DALLA SCOCCA, SPECIFICARE LA FINITURA SCELTA  
IN CASE OF FRONT DIFFERENT FROM THE CARCASE CONSIDER THE HIGHER PRICE OF THE CHOSEN FINISH

Per le composizioni a catalogo delle pareti Decor: il prezzo di listino indicato è bloccato, applicabile solamente a composizioni come da foto/disegno riportato.

Qualsiasi modifica delle composizioni proposte comporta l'annullamento di quanto sopra riportato; il prezzo deve essere calcolato sommando ogni singolo elemento.

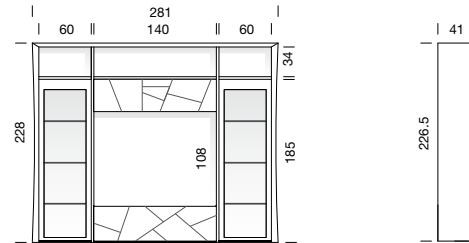
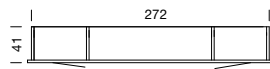
The catalogue wall system compositions of Decor: have a fixed price applicable only to compositions as shown in the photo or technical drawing.

Any modification of the proposed compositions entails the calculation of the price adding the price of all elements that compose it.

### COMPOSIZIONE 236

#### COMPOSITION 236

PAG. 95 CATALOGO "PROPOSTE ARREDATIVE"  
PAGE 95 "FURNISHING SOLUTIONS" CATALOGUE



NOCE  
FRASSINO

DCP0236K

PREZZO TOTALE COMPOSIZIONE  
TOTAL PRICE FOR COMPOSITION

7.505

- 2 MODULO L 60 CON ANTA VETRO E VANO A GIORNO  
MODULE W 60 WITH GLASS DOOR AND OPEN COMPARTMENT
- 1 MODULO L 140 CON CESTONE DECORATO E ANTA VASISTAS DECORATA  
MODULE W 140 WITH DECORATED BASKET AND DECORATED LIFT-UP DOOR
- 2 DIVISIONE A TERRA H 226,5  
FLOOR-STANDING PARTITION H 226,5
- 2 FIANCO A TERRA H 226,5  
FLOOR-STANDING SIDE PANEL H 226,5
- 1 CORNICE PERIMETRALE H 228  
PERIMETRIC FRAME H 228

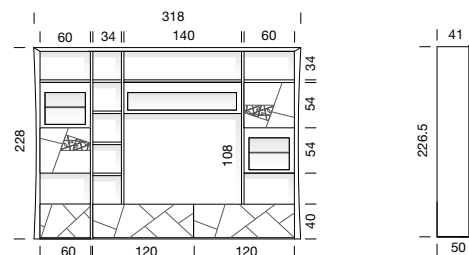



L. W. 281  
H. H. 228  
P. D. 41

### COMPOSIZIONE 238

#### COMPOSITION 238

PAG. 96 CATALOGO "PROPOSTE ARREDATIVE"  
PAGE 96 "FURNISHING SOLUTIONS" CATALOGUE



NOCE  
FRASSINO

DCP0238K

PREZZO TOTALE COMPOSIZIONE  
TOTAL PRICE FOR COMPOSITION

10.431

- 1 MODULO HOME THEATRE L 240 CON 2 BASI CESTONE DECORATO, 4 RIPIANI A GIORNO, ANTA VASISTAS VETRO, ANTA VETRO E ANTA DECORATA  
HOME THEATRE MODULE W 240 WITH 2 BASE UNITS WITH DECORATED BASKET, 4 OPEN SHELVES, GLASS LIFT-UP DOOR, GLASS DOOR AND DECORATED DOOR
- 1 MODULO L 60 CON CESTONE DECORATO, ANTA VETRO E ANTA DECORATA  
MODULE W 60 WITH DECORATED BASKET, GLASS DOOR AND DECORATED DOOR
- 1 DIVISIONE A TERRA H 226,5  
FLOOR-STANDING PARTITION H 226,5
- 2 FIANCO A TERRA H 226,5  
FLOOR-STANDING SIDE PANEL H 226,5
- 1 CORNICE PERIMETRALE H 228  
PERIMETRIC FRAME H 228



L. W. 318  
H. H. 228  
P. D. 41/50

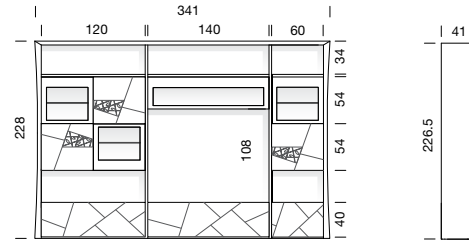
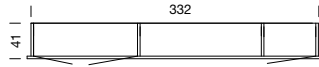


## COMPOSIZIONI A CATALOGO CATALOGUE COMPOSITIONS

POSSIBILITÀ DI FRONTALE DIVERSO DALLA SCOCCA, SPECIFICARE LA FINITURA SCELTA  
IN CASE OF FRONT DIFFERENT FROM THE CARCASE CONSIDER THE HIGHER PRICE OF THE CHOOSEN FINISH

### COMPOSIZIONE 240 COMPOSITION 240

PAG. 97 CATALOGO "PROPOSTE ARREDATIVE"  
PAGE 97 "FURNISHING SOLUTIONS" CATALOGUE



NOCE  
FRASSINO

DCP0240K

PREZZO TOTALE COMPOSIZIONE  
TOTAL PRICE FOR COMPOSITION

10.353

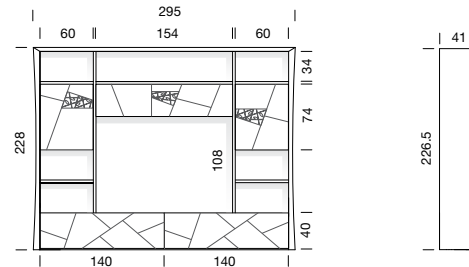
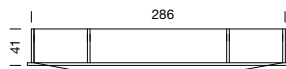
- 1 MODULO L 120 CON CESTONE DECORATO, 2 ANTE VETRO E 2 ANTE DECORATE CON DECORO FOGLIA  
MODULE W 120 WITH DECORATED BASKET, 2 GLASS DOORS AND 2 DOORS WITH LEAF DECORATION
- 1 MODULO L 140 CON CESTONE DECORATO E ANTA VASISTAS VETRO  
MODULE W 140 WITH DECORATED BASKET AND GLASS LIFT-UP DOOR
- 1 MODULO L 60 CON 1 CESTONE DECORATO, ANTA VETRO E ANTA DECORATA CON DECORO FOGLIA  
MODULE W 60 WITH DECORATED BASKET, GLASS DOOR AND DOOR WITH LEAF DECORATION
- 2 DIVISIONE A TERRA H 226,5  
FLOOR-STANDING PARTITION H 226,5
- 2 FIANCO A TERRA H 226,5  
FLOOR-STANDING SIDE PANEL H 226,5
- 1 CORNICE PERIMETRALE H 228  
PERIMETRIC FRAME H 228



L. W. 341  
H. H. 228  
P. D. 41

### COMPOSIZIONE 242 COMPOSITION 242

PAG. 98 CATALOGO "PROPOSTE ARREDATIVE"  
PAGE 98 "FURNISHING SOLUTIONS" CATALOGUE




NOCE  
FRASSINO

DCP0242K

PREZZO TOTALE COMPOSIZIONE  
TOTAL PRICE FOR COMPOSITION

9.342

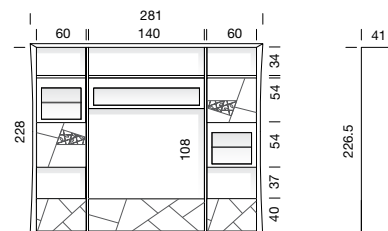
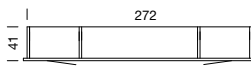
- 1 MODULO HOME THEATRE L 280 CON 2 BASI CESTONE DECORATO, 2 ANTE DECORATE E ANTA VASISTAS DECORATA CON DECORO FOGLIA  
HOME THEATRE MODULE W 280 WITH 2 BASE UNITS WITH DECORATED BASKET, 2 DECORATED DOORS AND LIFT-UP DOOR WITH LEAF DECORATION
- 2 FIANCO A TERRA H 226,5  
FLOOR-STANDING SIDE PANEL H 226,5
- 1 CORNICE PERIMETRALE H 228  
PERIMETRIC FRAME H 228



L. W. 295  
H. H. 228  
P. D. 41

### COMPOSIZIONE 244 COMPOSITION 244

PAG. 99 CATALOGO "PROPOSTE ARREDATIVE"  
PAGE 99 "FURNISHING SOLUTIONS" CATALOGUE



NOCE  
FRASSINO

DCP0244K

PREZZO TOTALE COMPOSIZIONE  
TOTAL PRICE FOR COMPOSITION

8.898

- 2 MODULO L 60 H 226,5 CON CESTONE DECORATO, ANTA VETRO E ANTA DECORATA CON DECORO FOGLIA  
MODULE W 60 WITH DECORATED BASKET, GLASS DOOR AND DOOR WITH LEAF DECORATION
- 1 MODULO L 140 CON CESTONE DECORATO E ANTA VASISTAS VETRO  
MODULE W 140 WITH DECORATED BASKET AND GLASS LIFT-UP DOOR
- 2 DIVISIONE A TERRA H 226,5  
FLOOR-STANDING PARTITION H 226,5
- 2 FIANCO A TERRA H 226,5  
FLOOR-STANDING SIDE PANEL H 226,5
- 1 CORNICE PERIMETRALE H 228  
PERIMETRIC FRAME H 228



L. W. 281  
H. H. 228  
P. D. 41

# DECOR SISTEMA PARETE - WALL SYSTEM

## COMPOSIZIONI A CATALOGO

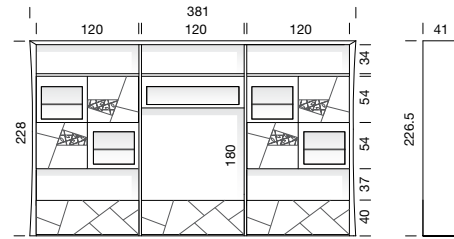
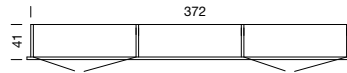
## CATALOGUE COMPOSITIONS

POSSIBILITÀ DI FRONTALE DIVERSO DALLA SCOCCA, SPECIFICARE LA FINITURA SCELTA  
IN CASE OF FRONT DIFFERENT FROM THE CARCASE, CONSIDER THE HIGHER PRICE OF THE CHOOSEN FINISH

### COMPOSIZIONE 248

#### COMPOSITION 248

PAG. 101 CATALOGO "PROPOSTE ARREDATIVE"  
PAGE 101 "FURNISHING SOLUTIONS" CATALOGUE



NOCE  
FRASSINO

DCP048K

PREZZO TOTALE COMPOSIZIONE  
TOTAL PRICE FOR COMPOSITION

11.819

- 2 MODULO L 120 CON CESTONE DECORATO, 2 ANTE VETRO E 2 ANTE DECORATE CON DECORO FOGLIA  
MODULE W 120 WITH 1 DECORATED BASKET, 2 GLASS DOORS AND 2 DOORS WITH LEAF DECORATION
- 1 MODULO L 120 CON CESTONE DECORATO E ANTA VASISTAS VETRO  
MODULE W 120 WITH DECORATED BASKET AND GLASS LIFT-UP DOOR
- 2 DIVISIONE A TERRA H 226,5  
FLOOR-STANDING PARTITION H 226,5
- 2 FIANCO A TERRA H 226,5  
FLOOR-STANDING SIDE PANEL H 226,5
- 1 CORNICE PERIMETRALE H 228  
PERIMETRIC FRAME H 228

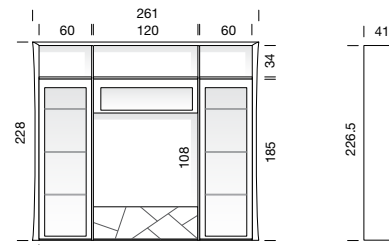
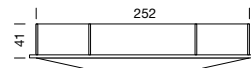


L. W. 381  
H. H. 228  
P. D. 41

### COMPOSIZIONE 200

#### COMPOSITION 200

PAG. 102 CATALOGO "PROPOSTE ARREDATIVE"  
PAGE 102 "FURNISHING SOLUTIONS" CATALOGUE



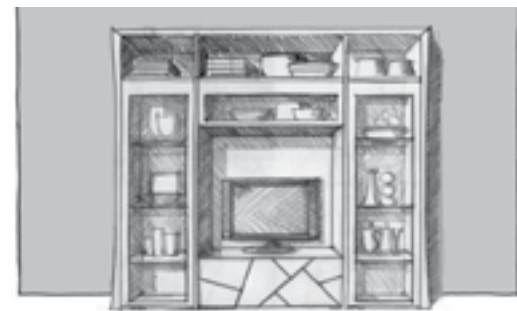
NOCE  
FRASSINO

DCP0200K

PREZZO TOTALE COMPOSIZIONE  
TOTAL PRICE FOR COMPOSITION

6.656

- 2 MODULO L 60 CON ANTA VETRO E VANO A GIORNO  
MODULE W 60 WITH GLASS DOOR AND OPEN COMPART.
- 1 MODULO L 120 CON ANTA VETRO VASISTAS E CESTONE DECORATO  
MODULE W 120 WITH GLASS LIFT-UP DOOR AND DECORATED BASKET
- 2 FIANCO A TERRA H 226,5  
FLOOR-STANDING SIDE PANEL H 226,5
- 2 DIVISIONE A TERRA H 226,5  
FLOOR-STANDING PARTITION H 226,5
- 1 CORNICE PERIMETRALE H 228  
PERIMETRIC FRAME H 228

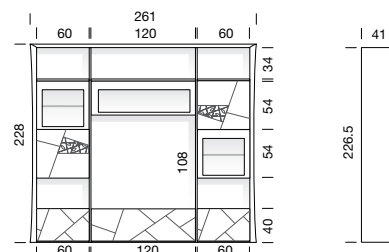



L. W. 261  
H. H. 228  
P. D. 41

### COMPOSIZIONE 207

#### COMPOSITION 207

PAG. 103 CATALOGO "PROPOSTE ARREDATIVE"  
PAGE 103 "FURNISHING SOLUTIONS" CATALOGUE




NOCE  
FRASSINO

DCP0207K

PREZZO TOTALE COMPOSIZIONE  
TOTAL PRICE FOR COMPOSITION

8.449

- 2 MODULI L 60 CON CESTONE, ANTA DECORATA CON DECORO FOGLIA E ANTA VETRO  
MODULES W 60 WITH BASKET, DOOR WITH LEAF DECORATION AND GLASS DOOR
- 1 MODULO L 120 CON CESTONE E ANTA VASISTAS VETRO  
MODULE W 120 WITH BASKET AND GLASS LIFT-UP DOOR
- 2 FIANCO A TERRA H 226,5  
FLOOR-STANDING SIDE PANEL H 226,5
- 2 DIVISIONE A TERRA H 226,5  
FLOOR-STANDING PARTITION H 226,5
- 1 CORNICE PERIMETRALE H 228  
PERIMETRIC FRAME H 228



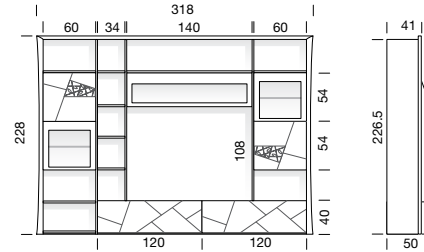
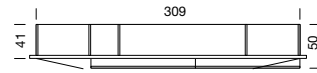
L. W. 261  
H. H. 228  
P. D. 41

## COMPOSIZIONI A CATALOGO CATALOGUE COMPOSITIONS

POSSIBILITÀ DI FRONTALE DIVERSO DALLA SCOCCA, SPECIFICARE LA FINITURA SCELTA  
IN CASE OF FRONT DIFFERENT FROM THE CARCASE CONSIDER THE HIGHER PRICE OF THE CHOOSEN FINISH

### COMPOSIZIONE 211 COMPOSITION 211

PAG. 104 CATALOGO "PROPOSTE ARREDATIVE"  
PAGE 104 "FURNISHING SOLUTIONS" CATALOGUE



NOCE  
FRASSINO

DCP0211K

PREZZO TOTALE COMPOSIZIONE  
TOTAL PRICE FOR COMPOSITION

9.937

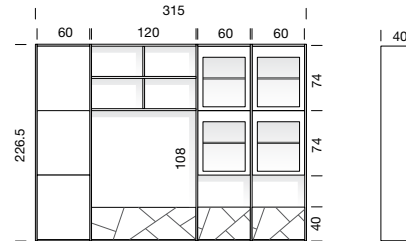

- 1 MODULO L 60 CON ANTA DECORATA CON DECORO FOGLIA E ANTA VETRO  
MODULE W 60 WITH DOOR WITH LEAF DECORATION AND GLASS DOOR
- 1 MODULO HOME THEATRE L 240 CON 2 CESTONI, LIBRERIA, VANO TV CON VASISTAS VETRO E VANO CON ANTA DECORATA CON DECORO FOGLIA E ANTA VETRO  
HOME THEATRE MODULE W 240 WITH 2 BASKETS, BOOKCASE, TV COMP. WITH GLASS LIFT-UP DOOR AND COMP WITH DOOR WITH LEAF DECORATION AND GLASS DOOR
- 2 FIANCO A TERRA H 226,5  
FLOOR-STANDING SIDE PANEL H 226,5
- 1 DIVISIONE A TERRA H 226,5  
FLOOR-STANDING PARTITION H 226,5
- 1 CORNICE PERIMETRALE H 228  
PERIMETRIC FRAME H 228



L. W. 318  
H. H. 228  
P. D. 41/50

### COMPOSIZIONE 213 COMPOSITION 213

PAG. 105 CATALOGO "PROPOSTE ARREDATIVE"  
PAGE 105 "FURNISHING SOLUTIONS" CATALOGUE



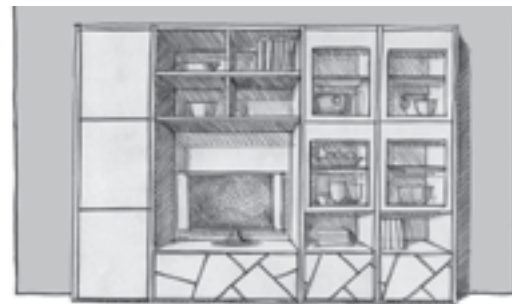
NOCE  
FRASSINO

DCP0213K

PREZZO TOTALE COMPOSIZIONE  
TOTAL PRICE FOR COMPOSITION

9.937

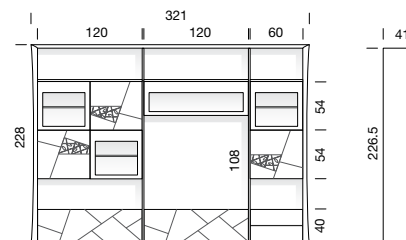
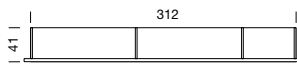
- 1 MODULO L 60 CON 3 ANTE LEGNO  
MODULE W 60 WITH 3 WOODEN DOORS
- 1 MODULO L 120 CON CESTONE E VANI A GIORNO  
MODULE W 120 WITH BASKET AND OPEN COMPART.
- 2 MODULO L 60 CON CESTONE E 2 ANTE VETRO  
MODULE W 60 WITH BASKET AND 2 GLASS DOORS
- 2 FIANCO A TERRA H 226,5  
FLOOR-STANDING SIDE PANEL H 226,5
- 3 DIVISIONE A TERRA H 226,5  
FLOOR-STANDING PARTITION H 226,5



L. W. 315  
H. H. 226,5  
P. D. 40

### COMPOSIZIONE 216 COMPOSITION 216

PAG. 86-87 CATALOGO "DECOR NEW" E  
PAG. 106 CATALOGO "PROPOSTE ARREDATIVE"  
PAGE 86-87 "DECOR NEW" AND  
PAGE 106 "FURNISHING SOLUTIONS" CATALOGUE



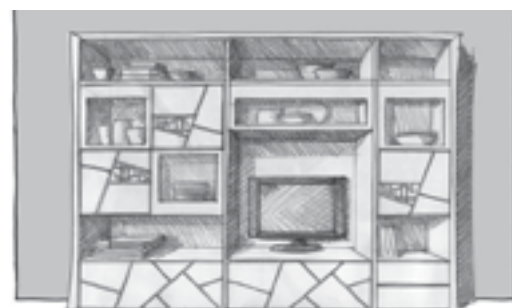
NOCE  
FRASSINO

DCP0216K

PREZZO TOTALE COMPOSIZIONE  
TOTAL PRICE FOR COMPOSITION

9.837

- 1 MODULO L 120 CON CESTONE, 2 ANTE DECORATE CON DECORO FOGLIA E 2 ANTE VETRO  
MODULE W 120 WITH BASKET, 2 DOORS WITH LEAF DECORATION AND 2 GLASS DOORS
- 1 MODULO L 120 CON CESTONE E ANTA VASISTAS VETRO  
MODULE W 120 WITH BASKET AND GLASS LIFT-UP DOOR
- 1 MODULO L 60 CON 2 CASSETTI, ANTA VETRO E ANTA DECORATA CON DECORO FOGLIA  
MODULE W 60 WITH 2 DRAWERS, GLASS DOOR AND DOOR WITH LEAF DECORATION
- 2 FIANCO A TERRA H 226,5  
FLOOR-STANDING SIDE PANEL H 226,5
- 2 DIVISIONE A TERRA H 226,5  
FLOOR-STANDING PARTITION H 226,5
- 1 CORNICE PERIMETRALE H 228  
PERIMETRIC FRAME H 228



L. W. 321  
H. H. 228  
P. D. 41

# DECOR SISTEMA PARETE - WALL SYSTEM

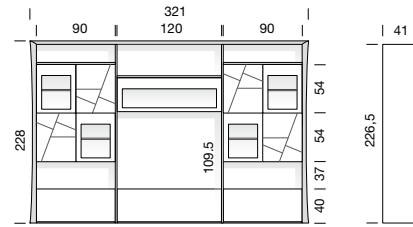

## COMPOSIZIONI A CATALOGO

## CATALOGUE COMPOSITIONS

POSSIBILITÀ DI FRONTALE DIVERSO DALLA SCOCCA, SPECIFICARE LA FINITURA SCELTA  
IN CASE OF FRONT DIFFERENT FROM THE CARCASE, CONSIDER THE HIGHER PRICE OF THE CHOOSEN FINISH

### COMPOSIZIONE 219/A

### COMPOSITION 219/A



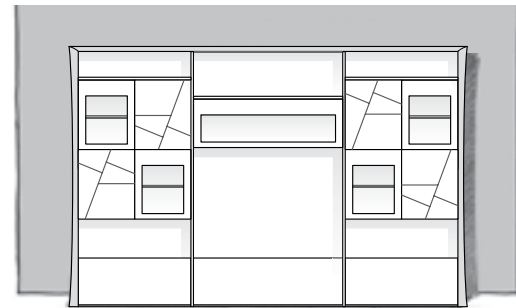
NOCE  
FRASSINO

DCP0219K

PREZZO TOTALE COMPOSIZIONE  
TOTAL PRICE FOR COMPOSITION

9.892

- 2 MODULI L 90 CON CESTONE, 2 ANTE DECORATE E 2 ANTE VETRO  
MODULES W 90 WITH BASKET, 2 DECORATED DOORS AND 2 GLASS DOORS
- 1 MODULO L 120 CON CESTONE E ANTA VASISTAS VETRO  
MODULE W 120 WITH BASKET AND GLASS LIFT-UP DOOR
- 2 FIANCO A TERRA H 226,5  
FLOOR-STANDING SIDE PANEL H 226,5
- 2 DIVISIONE A TERRA H 226,5  
FLOOR-STANDING PARTITION H 226,5
- 1 CORNICE PERIMETRALE H 228  
PERIMETRIC FRAME H 228

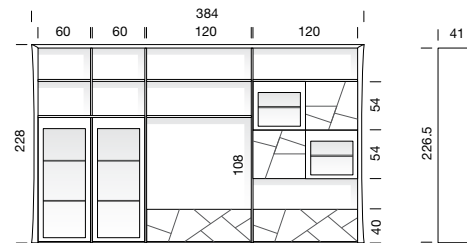



L. W. 321  
H. H. 228  
P. D. 41

### COMPOSIZIONE 221

### COMPOSITION 221

PAG. 107 CATALOGO "PROPOSTE ARREDATIVE"  
PAGE 107 "FURNISHING SOLUTIONS" CATALOGUE



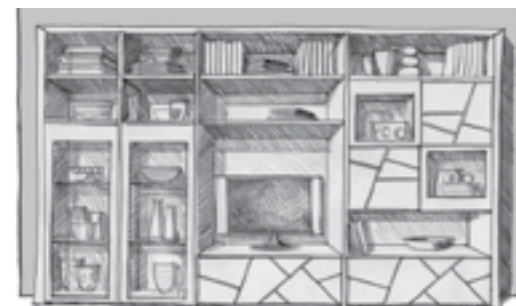
NOCE  
FRASSINO

DCP0221K

PREZZO TOTALE COMPOSIZIONE  
TOTAL PRICE FOR COMPOSITION

10.331

- 2 MODULI L 60 CON ANTA VETRO E VANI A GIORNO  
MODULES W 60 WITH GLASS DOOR AND OPEN COMPARTMENTS
- 1 MODULO L 120 CON CESTONE E VANI A GIORNO  
MODULE W 120 WITH BASKET AND OPEN COMPART.
- 1 MODULO L 120 CON CESTONE, 2 ANTE DECORATE E 2 ANTE VETRO  
MODULE W 120 WITH BASKET, 2 DECORATED DOORS AND 2 GLASS DOORS
- 2 FIANCO A TERRA H 226,5  
FLOOR-STANDING SIDE PANEL H 226,5
- 3 DIVISIONE A TERRA H 226,5  
FLOOR-STANDING PARTITION H 226,5
- 1 CORNICE PERIMETRALE H 228  
PERIMETRIC FRAME H 228

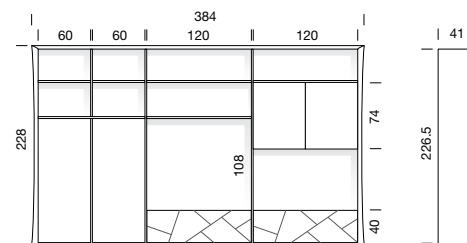



L. W. 384  
H. H. 228  
P. D. 41

### COMPOSIZIONE 223

### COMPOSITION 223

PAG. 108 CATALOGO "PROPOSTE ARREDATIVE"  
PAGE 108 "FURNISHING SOLUTIONS" CATALOGUE



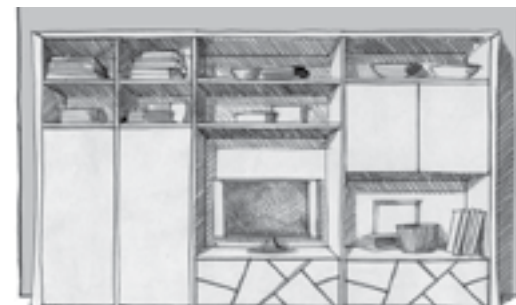
NOCE  
FRASSINO

DCP0223K

PREZZO TOTALE COMPOSIZIONE  
TOTAL PRICE FOR COMPOSITION

9.325

- 2 MODULI L 60 CON ANTA LEGNO A VANI A GIORNO  
MODULES W 60 WITH WOODEN DOOR AND OPEN COMPARTMENTS
- 1 MODULO L 120 CON CESTONE E VANI A GIORNO  
MODULE W 120 WITH BASKET AND OPEN COMPARTMENTS
- 1 MODULO L 120 CON CESTONE E 2 ANTE LEGNO  
MODULE W 120 WITH BASKET AND 2 WOODEN DOORS
- 2 FIANCO A TERRA H 226,5  
FLOOR-STANDING SIDE PANEL H 226,5
- 3 DIVISIONE A TERRA H 226,5  
FLOOR-STANDING PARTITION H 226,5
- 1 CORNICE PERIMETRALE H 228  
PERIMETRIC FRAME H 228



L. W. 384  
H. H. 228  
P. D. 41

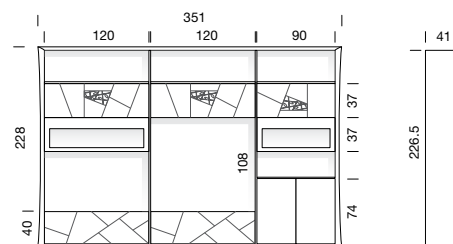

## COMPOSIZIONI A CATALOGO CATALOGUE COMPOSITIONS

POSSIBILITÀ DI FRONTALE DIVERSO DALLA SCOCCA, SPECIFICARE LA FINITURA SCELTA  
IN CASE OF FRONT DIFFERENT FROM THE CARCASE CONSIDER THE HIGHER PRICE OF THE CHOOSEN FINISH

### COMPOSIZIONE 224

#### COMPOSITION 224

PAG. 109 CATALOGO "PROPOSTE ARREDATIVE"  
PAGE 109 "FURNISHING SOLUTIONS" CATALOGUE



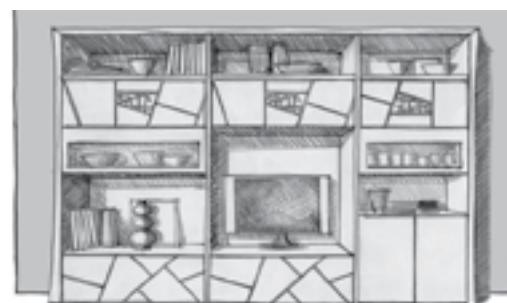
NOCE  
FRASSINO

DCP0224K

PREZZO TOTALE COMPOSIZIONE  
TOTAL PRICE FOR COMPOSITION

10.353

- 1 MODULO L 120 CON CESTONE, ANTA VASISTAS DECORATA CON DECORO FOGLIA E ANTA RIBALTA VETRO  
MODULE W 120 WITH BASKET, LIFT-UP DOOR WITH LEAF DECORATION AND GLASS DROP-DOWN DOORS
- 1 MODULO L 120 CON CESTONE E ANTA VASISTAS DECORATA CON DECORO FOGLIA  
MODULE W 120 WITH BASKET AND LIFT-UP DOOR WITH LEAF DECORATION
- 1 MODULO L 90 CON 2 ANTE LEGNO, ANTA VASISTAS DECORATA CON DECORO FOGLIA E ANTA RIBALTA VETRO  
MODULE W 90 WITH 2 WOODEN DOORS, LIFT-UP DOOR WITH LEAF DECORATION AND GLASS DROP-DOWN DOOR
- 2 FIANCO A TERRA H 226,5  
FLOOR-STANDING SIDE PANEL H 226,5
- 2 DIVISIONE A TERRA H 226,5  
FLOOR-STANDING PARTITION H 226,5
- 1 CORNICE PERIMETRALE H 228  
PERIMETRIC FRAME H 228

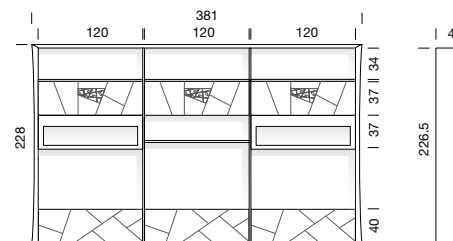



L. W. 351  
H. H. 228  
P. D. 41

### COMPOSIZIONE 226

#### COMPOSITION 226

PAG. 22-23 CATALOGO "MODOZINE" E  
PAG. 82-83 "DECOR NEW"  
PAGE 22-23 "MODOZINE" AND  
PAGE 82-83 "DECOR NEW" CATALOGUE



NOCE  
FRASSINO

DCP0226K

PREZZO TOTALE COMPOSIZIONE  
TOTAL PRICE FOR COMPOSITION

11.106

- 2 MODULI L 120 CON CESTONE, ANTA VASISTAS DECORATA CON DECORO FOGLIA E ANTA VETRO RIBALTA  
MODULES W 120 WITH BASKET, LIFT-UP DOOR WITH LEAF DECORATION AND GLASS DROP-DOWN DOOR
- 1 MODULO L 120 CON CESTONE, ANTA VASISTAS DECORATA CON DECORO FOGLIA E RIPIANO  
MODULE W 120 WITH BASKET, LIFT-UP DOOR WITH LEAF DECORATION AND 1 SHELF
- 2 FIANCO A TERRA H 226,5  
FLOOR-STANDING SIDE PANEL H 226,5
- 2 DIVISIONI A TERRA H 226,5  
FLOOR-STANDING PARTITIONS H 226,5
- 1 CORNICE PERIMETRALE H 228  
PERIMETRIC FRAME H 228



L. W. 381  
H. H. 228  
P. D. 41



# PORTOFINO NOTTE E GIORNO

---

## PORTOFINO NIGHT AND DAY

<b>CARATTERISTICHE TECNICHE</b> TECHNICAL CHARACTERISTICS	<b>150</b>
<b>LETTI</b> BEDS	<b>158</b>
<b>ARMADI</b> WARDROBES	<b>160</b>
<b>COMODINO, COMÒ, SETTIMINO, SPECCHIERA E TOILETTE</b> BEDSIDE TABLE, CHEST OF DRAWERS, 7-DRAWER CHEST MIRROR AND DRESSING TABLE	<b>164</b>
<b>VETRINE</b> DISPLAY UNITS	<b>165</b>
<b>CREDENZE, TAVOLI E SEDIE</b> SIDEBOARDS, TABLES AND CHAIRS	<b>166</b>
<b>CONSOLLE, PORTA TV E MADIE</b> CONSOLE, TV UNIT AND CUPBOARDS	<b>167</b>
<b>MADIE</b> DISPLAY UNITS	<b>168</b>
<b>COMPOSIZIONI A CATALOGO</b> CATALOGUE COMPOSITIONS	<b>170</b>

# PORTOFINO NOTTE - NIGHT

## CARATTERISTICHE TECNICHE TECHNICAL CHARACTERISTICS

### LETTI

#### PIEDE LEGNO

MASSELLO DI TIGLIO O FRASSINO INTAGLIATO SP. CM. 4 SAGOMATO, VERNICIATO O LACCATO A PORO APERTO.

#### PIEDE METALLO

FINITURA NICHEL LUCIDO.

#### TRAVERSO REGGIRETE

MASSELLO SP. CM. 4, REGOLABILE IN 4 ALTEZZE.

#### VERSIONE CONTENITORE

RETE A DOGHE DI FAGGIO CON MECCANISMO BASCULANTE O RETE A DOGHE CON MECCANISMO A SOLLEVAMENTO ORIZZONTALE (OPTIONAL) E FONDO DI CONTENIMENTO IN DECORATIVO SBIANCATO, SPAZIO UTILE H. CM. 12.

### BEDS

#### WOODEN TOP

LINDEN SOLID WOOD OR CARVED SOLID ASHWOOD TH. CM. 4 SHAPED, PAINTED OR OPEN PORE LACQUERED.

#### METAL FOOT

GLOSSY NICKEL FINISH.

#### CROSS PIECE FOR BED BASE UNIT WITH SUPPORT

SOLID WOOD TH. CM. 4 ADJUSTABLE IN 4 HEIGHTS.

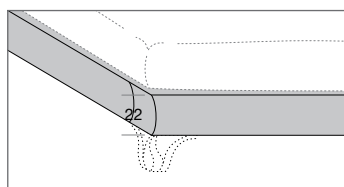
#### VERSION WITH STORAGE UNIT

BEECH SLATTED BED BASE WITH TILTING MECHANISM OR SLATTED BED BASE WITH HORIZONTAL LIFTING MECHANISM (OPTIONAL) AND STORAGE BOTTOM IN BLEACHED DECORATIVE, USEFUL SPACE H. CM. 12.

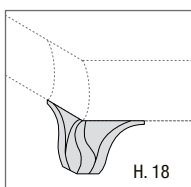
### PORTOFINO



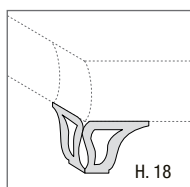
PANNELLO TRAFORATO  
PERFORATED PANEL



GIROLETTO IN LEGNO MASSELLO SAGOMATO  
SOLID WOOD SHAPED BED SURROUND



PIEDE LEGNO INTAGLIATO  
CARVED WOODEN TOP



PIEDE METALLO TRAFORATO  
AL LASER  
METAL FOOT PERFORATED  
WITH LASER

### LETTO CON PANNELLO TRAFORATO

#### PROFILO

TESTIERA IN MASSELLO DI TOULIPIER O FRASSINO SPAZZOLATO SP. CM. 8 SAGOMATO, VERNICIATO O A LACCATO A PORO APERTO.

#### PANNELLO

TRAFORATO IN MULTISTRATO IMPIALLACCIATO IN TOULIPIER O FRASSINO SPAZZOLATO SP. CM. 1.4, VERNICIATO O LACCATO A PORO APERTO.

#### GIROLETTO E PIEDI

MASSELLO DI TIGLIO O FRASSINO SPAZZOLATO SP. CM. 5.5, VERNICIATO O LACCATO A PORO APERTO.

### BED WITH PERFORATED PANEL

#### PROFILE

HEADBOARD IN TOULIPIER SOLID WOOD OR BRUSHED SOLID ASHWOOD TH. CM. 8 SHAPED, PAINTED OR OPEN PORE LACQUERED.

#### PANEL

PERFORATED IN MULTILAYER VENEERED IN TOULIPIER OR BRUSHED ASHWOOD TH. CM. 1.4, PAINTED OR OPEN PORE LACQUERED.

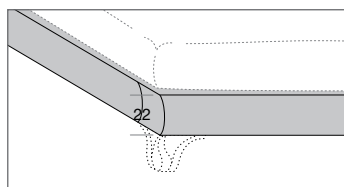
#### BED SURROUND AND FEET

LINDEN SOLID WOOD OR BRUSHED SOLID ASHWOOD TH. CM. 5.5, PAINTED OR OPEN PORE LACQUERED.

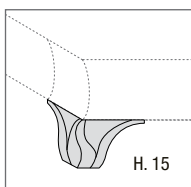
### FRIDA



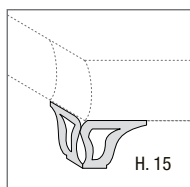
PANNELLO IMBOTTITO NON SFODERABILE  
UPHOLSTERED PANEL WITHOUT REMOVABLE COVER



GIROLETTO IN LEGNO MASSELLO SAGOMATO  
SOLID WOOD SHAPED BED SURROUND



PIEDE LEGNO INTAGLIATO  
CARVED WOODEN TOP



PIEDE METALLO TRAFORATO  
AL LASER  
METAL FOOT PERFORATED  
WITH LASER

### LETTO CON PANNELLO TESTIERA IMBOTTITO

#### PROFILO

TESTIERA IN MASSELLO DI TOULIPIER O FRASSINO SPAZZOLATO SP. CM. 6 CON PANNELLO DI LISTELLARE IMPIALLACCIATO IN NOCE TANGANIKO O FRASSINO SP. CM. 2.5 VERNICIATO O LACCATO A PORO APERTO.

#### PANNELLO IMBOTTITO

PANNELLO IN MULTISTRATI DI PIOPPO SP. CM. 0.8 E IMBOTTITURA IN GOMMAPIUMA SP. CM. 0.8, RIVESTIMENTO DA CAMPIONARIO.

#### GIROLETTO E PIEDI

MASSELLO DI TIGLIO O FRASSINO SPAZZOLATO SP. CM. 5.5, VERNICIATO O LACCATO A PORO APERTO.

### BED WITH UPHOLSTERED HEADBOARD PANEL

#### PROFILE

HEADBOARD IN TOULIPIER SOLID WOOD OR BRUSHED SOLID ASHWOOD TH. CM. 6 WITH BLOCKBOARD PANEL VENEERED IN TANGANIKO WALNUT OR ASHWOOD TH. CM. 2.5 PAINTED OR OPEN PORE LACQUERED.

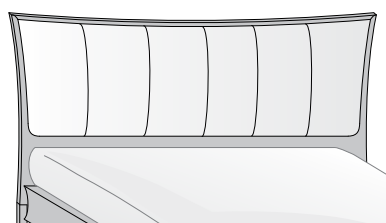
#### UPHOLSTERED PANEL

POPLAR MULTILAYER PANEL TH. CM. 0.8 AND UPHOLSTERED WITH FOAM RUBBER TH. CM. 0.8, COVERED WITH OUR RANGE FINISHES.

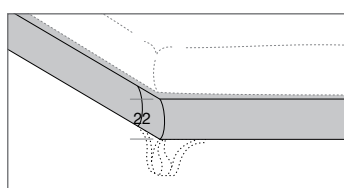
#### BED SURROUND AND FEET

LINDEN SOLID WOOD OR BRUSHED SOLID ASHWOOD TH. CM. 5.5, PAINTED OR OPEN PORE LACQUERED.

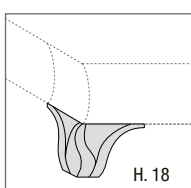
### TEODORA



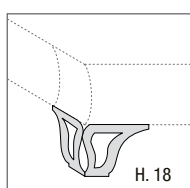
PANNELLO IMBOTTITO NON SFODERABILE  
UPHOLSTERED PANEL WITHOUT REMOVABLE COVER



GIROLETTO IN LEGNO MASSELLO SAGOMATO  
SOLID WOOD SHAPED BED SURROUND



PIEDE LEGNO INTAGLIATO  
CARVED WOODEN TOP



PIEDE METALLO TRAFORATO  
AL LASER  
METAL FOOT PERFORATED  
WITH LASER

### LETTO CON PANNELLO TESTIERA IMBOTTITO

#### PROFILO

TESTIERA IN MASSELLO DI TOULIPIER O FRASSINO SPAZZOLATO SP. CM. 11 SAGOMATO, VERNICIATO O LACCATO A PORO APERTO.

#### PANNELLO IMBOTTITO

PANNELLO IN MULTISTRATI PIOPPO SP. CM. 0.8 E IMBOTTITURA IN GOMMAPIUMA SP. CM. 0.8, RIVESTIMENTO DA CAMPIONARIO.

#### GIROLETTO

MASSELLO DI TIGLIO O FRASSINO SPAZZOLATO SP. CM. 5.5, VERNICIATO O LACCATO A PORO APERTO.

### BED WITH UPHOLSTERED HEADBOARD PANEL

#### PROFILE

HEADBOARD IN TOULIPIER SOLID WOOD OR BRUSHED SOLID ASHWOOD TH. CM. 11 SHAPED, PAINTED OR OPEN PORE LACQUERED.

#### UPHOLSTERED PANEL

POPLAR MULTILAYER PANEL TH. CM. 0.8 AND UPHOLSTERED WITH FOAM RUBBER TH. CM. 0.8, COVERED WITH OUR RANGE FINISHES.

#### BED SURROUND

LINDEN SOLID WOOD OR BRUSHED SOLID ASHWOOD TH. CM. 5.5, PAINTED OR OPEN PORE LACQUERED.




**LETTI**

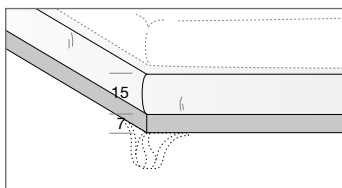
<b>PIEDE LEGNO</b>	MASSELLO DI TIGLIO O FRASSINO INTAGLIATO SP. CM. 4 SAGOMATO, VERNICIATO O LACCATO A PORO APERTO.
<b>PIEDE METALLO</b>	FINITURA NICHEL LUCIDO.
<b>TRAVERSO REGGIRETE</b>	MASSELLO SP. CM. 4, REGOLABILE IN 4 ALTEZZE.
<b>VERSIONE CONTENITORE</b>	RETE A DOGHE DI FAGGIO CON MECCANISMO BASCULANTE O RETE A DOGHE CON MECCANISMO A SOLLEVAMENTO ORIZZONTALE (OPTIONAL) E FONDO DI CONTENIMENTO IN DECORATIVO SBIANCATO, SPAZIO UTILE H. CM. 12.

**BEDS**

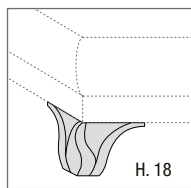
<b>WOODEN TOP</b>	LINDEN SOLID WOOD OR CARVED SOLID ASHWOOD TH. CM. 4 SHAPED, PAINTED OR OPEN PORE LACQUERED.
<b>METAL FOOT</b>	GLOSSY NICKEL FINISH.
<b>CROSS PIECE FOR BED BASE UNIT WITH SUPPORT</b>	SOLID WOOD TH. CM. 4 ADJUSTABLE IN 4 HEIGHTS.
<b>VERSION WITH STORAGE UNIT</b>	BEECH SLATTED BED BASE WITH TILTING MECHANISM OR SLATTED BED BASE WITH HORIZONTAL LIFTING MECHANISM (OPTIONAL) AND STORAGE BOTTOM IN BLEACHED DECORATIVE, USEFUL SPACE H. CM. 12.



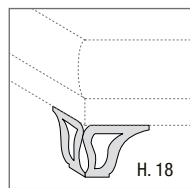
**PANNELLO IMBOTTITO CON BOTTONI DECORATIVI E CIMASA LEGNO**  
UPHOLSTERED PANEL WITH DECORATION BUTTONS AND WOODEN MOULDING



**GIROLETTO SUPERIORE IMBOTTITO, GIROLETTO INFERIORE LEGNO**  
TOP UPHOLSTERED BED, WOODEN LOW BED SURROUND



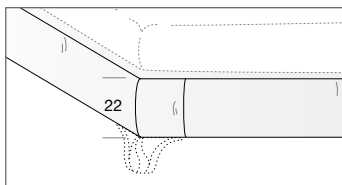
**PIEDE LEGNO INTAGLIATO**  
CARVED WOODEN TOP



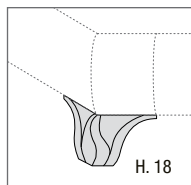
**PIEDE METALLO TRAFORATO AL LASER**  
METAL FOOT PERFORATED WITH LASER

**NEW**

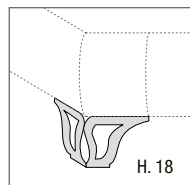
**GIROLETTO PER MODELLO 'SIBILLA LIGHT'**  
BED SURROUND FOR 'SIBILLA LIGHT' MODEL



**GIROLETTO IMBOTTITO**  
UPHOLSTERED BED SURROUND



**PIEDE LEGNO INTAGLIATO**  
CARVED WOODEN TOP



**PIEDE METALLO TRAFORATO AL LASER**  
METAL FOOT PERFORATED WITH LASER

**LETTO CON TESTIERA E GIROLETTO IMBOTTITI**

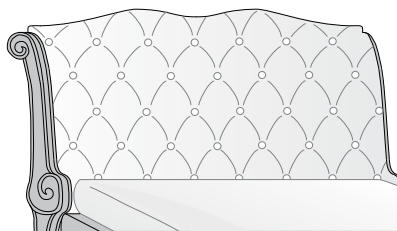
<b>STRUTTURA TESTIERA</b>	MASSELLO E IN PANNELLO DI MULTISTRATI PIOPPO SP. CM. 2.5 IMBOTTITO IN GOMMAPIUMA E RIVESTITO DA CAMPIONARIO.
<b>CIMASA TESTIERA</b>	MASSELLO DI TOULIPIER O FRASSINO SPAZZOLATO SP. CM.3 INTAGLIATO, VERNICIATO O LACCATO A PORO APERTO.
<b>GIROLETTO SUPERIORE</b>	MULTISTRATO SP. CM. 2.5, IMBOTTITO IN GOMMAPIUMA E RIVESTITO DA CAMPIONARIO.
<b>GIROLETTO INFERIORE</b>	MASSELLO DI TOULIPIER O FRASSINO SPAZZOLATO SP.3, VERNICIATO O LACCATO A PORO APERTO.

**BED WITH UPHOLSTERED BED SURROUND AND HEADBOARD**

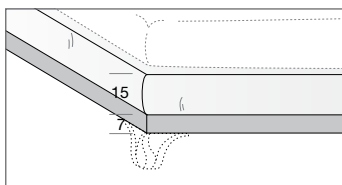
<b>HEADBOARD STRUCTURE</b>	SOLID WOOD AND POPLAR MULTILAYER PANEL TH. CM. 2.5 UPHOLSTERED IN FOAM RUBBER AND COVERED WITH OUR RANGE FINISHES.
<b>HEADBOARD MOULDING</b>	TOULIPIER SOLID WOOD OR BRUSHED SOLID ASHWOOD TH. CM.3 CARVED, PAINTED OR OPEN PORE LACQUERED.
<b>TOP BED SURROUND</b>	MULTILAYER TH. CM. 2.5, UPHOLSTERED IN FOAM RUBBER AND COVERED IN OUR RANGE FINISHES.
<b>LOW BED SURROUND</b>	TOULIPIER SOLID WOOD OR BRUSHED SOLID ASHWOOD TH.3, PAINTED OR OPEN PORE LACQUERED.

**SIBILLA E SIBILLA LIGHT**

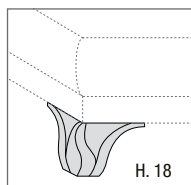
**RAISSA**



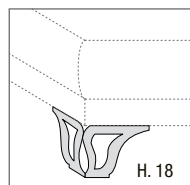
**PANNELLO IMBOTTITO CON BOTTONI DECORATIVI**  
UPHOLSTERED PANEL WITH DECORATION BUTTONS



**GIROLETTO SUPERIORE IMBOTTITO, GIROLETTO INFERIORE LEGNO**  
TOP UPHOLSTERED BED, WOODEN LOW BED SURROUND



**PIEDE LEGNO INTAGLIATO**  
CARVED WOODEN TOP



**PIEDE METALLO TRAFORATO AL LASER**  
METAL FOOT PERFORATED WITH LASER

**LETTO CON TESTIERA E GIROLETTO IMBOTTITI**

<b>STRUTTURA TESTIERA</b>	MASSELLO DI TOULIPIER O FRASSINO SPAZZOLATO E PANNELLO DI MULTISTRATO SP. CM. 2.5 IMBOTTITO IN GOMMAPIUMA E RIVESTITO DA CAMPIONARIO.
<b>GIROLETTO SUPERIORE</b>	MULTISTRATO SP. CM. 2.5, IMBOTTITO IN GOMMAPIUMA E RIVESTITO DA CAMPIONARIO.
<b>GIROLETTO INFERIORE</b>	MASSELLO DI TOULIPIER O FRASSINO SPAZZOLATO SP.3, VERNICIATO O SPAZZOLATO A PORO APERTO.

**BED WITH UPHOLSTERED BED SURROUND AND HEADBOARD**

<b>HEADBOARD STRUCTURE</b>	TOULIPIER SOLID WOOD OR BRUSHED SOLID ASHWOOD AND MULTILAYER PANEL TH. CM. 2.5 UPHOLSTERED WITH IN FOAM RUBBER AND COVERED WITH OUR RANGE FINISHES.
<b>TOP BED SURROUND</b>	MULTILAYER TH. CM. 2.5, UPHOLSTERED IN FOAM RUBBER AND COVERED IN OUR RANGE FINISHES.
<b>LOW BED SURROUND</b>	TOULIPIER SOLID WOOD OR BRUSHED SOLID ASHWOOD TH.3, OPEN PORE PAINTED OR BRUSHED.

# PORTOFINO NOTTE - NIGHT

## CARATTERISTICHE TECNICHE TECHNICAL CHARACTERISTICS

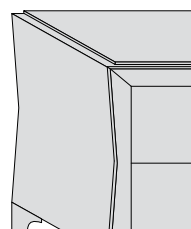
### COMODINO, SETTIMINO E COMÒ

<b>TOP</b>	PANNELLO DI LISTELLARE IMPIALLACCIATO IN NOCE O FRASSINO SPAZZOLATO SP. CM. 1.5, VERNICIATO O LACCATO A PORO APERTO.
<b>FONDO</b>	PANNELLO DI MULTISTRATO PIOPPO SP. CM. 1.8, VERNICIATO O LACCATO.
<b>FIANCO</b>	PANNELLO SCATOLATO E CURVATO SP. CM. 5, IMPIALLACCIATO ESTERNAMENTE IN NOCE O FRASSINO SPAZZOLATO E INTERNAMENTE IN NOCE TANGANICA, VERNICIATO O LACCATO A PORO APERTO.
<b>SCHIENALE</b>	PANNELLO DI MULTISTRATO SP. CM. 0.8, VERNICIATO O LACCATO.
<b>PIEDE LEGNO</b>	MASSELLO DI TOULIPIER O FRASSINO SPAZZOLATO SP. CM. 4 INTAGLIATO, VERNICIATO O LACCATO A PORO APERTO.
<b>PIEDE METALLO</b>	FINITURA NICHEL LUCIDO.
<b>APERTURE</b>	PUSH-PULL O MANIGLIA

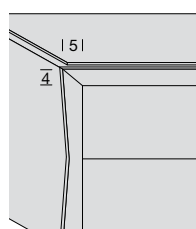
### BEDSIDE TABLE, 7-DRAWER CHEST AND CHEST OF DRAWER

<b>TOP</b>	BLOCKBOARD PANEL VENEERED IN WALNUT OR BRUSHED ASHWOOD TH. CM. 1.5, PAINTED OR OPEN PORE LACQUERED.
<b>BOTTOM PANEL</b>	POPLAR MULTILAYER PANEL TH. CM. 1.8, PAINTED OR LACQUERED.
<b>SIDE PANEL</b>	CURVED PANEL TH. CM. 5, VENEERED OUTSIDE IN WALNUT OR BRUSHED ASHWOOD AND INSIDE IN TANGANICA WALNUT, PAINTED OR OPEN PORE LACQUERED.
<b>BACK PANEL</b>	MULTILAYER PANEL TH. CM. 0.8, PAINTED OR LACQUERED.
<b>WOODEN TOP</b>	TOULIPIER SOLID WOOD OR BRUSHED SOLID ASHWOOD TH. CM. 4 CARVED, PAINTED OR OPEN PORE LACQUERED.
<b>METAL FOOT</b>	GLOSSY NICKEL FINISH.
<b>OPENINGS</b>	PUSH-PULL OR HANDLE

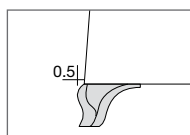
#### COMODINO 2 CASSETTI BEDSIDE TABLE WITH 2 DRAWERS



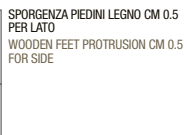
FIANCO SAGOMATO  
SHAPE SIDE PANEL



CORNICE COMODINO  
FRAME FOR BEDSIDE TABLE

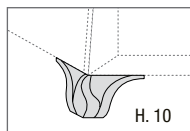


PIEDE LEGNO INTAGLIATO  
CARVED WOODEN TOP

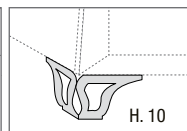


PIEDE METALLO TRAFORATO  
AL LASER  
METAL FOOT PERFORATED  
WITH LASER

SPORGENZA PIEDINI LEGNO CM 0.5  
PER LATO  
WOODEN FEET PROTRUSION CM 0.5  
FOR SIDE

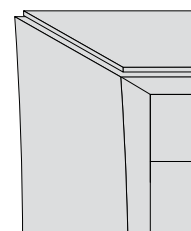


H. 10

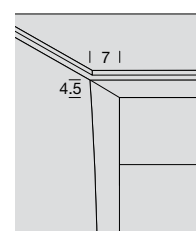


H. 10

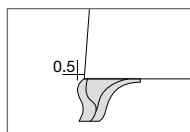
#### SETTIMINO 6 CASSETTI 6-DRAWER CHEST



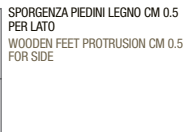
FIANCO SAGOMATO  
SHAPE SIDE PANEL



CORNICE SETTIMINO  
FRAME FOR 7-DRAWER CHEST

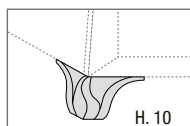


PIEDE LEGNO INTAGLIATO  
CARVED WOODEN TOP

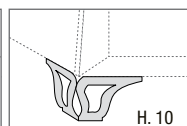


PIEDE METALLO TRAFORATO  
AL LASER  
METAL FOOT PERFORATED  
WITH LASER

SPORGENZA PIEDINI LEGNO CM 0.5  
PER LATO  
WOODEN FEET PROTRUSION CM 0.5  
FOR SIDE

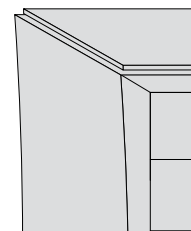


H. 10

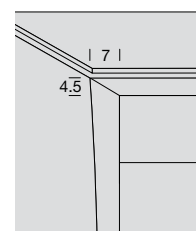


H. 10

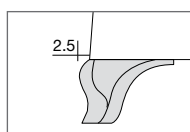
#### COMÒ 4 CASSETTI CHEST OF DRAWERS WITH 4 DRAWERS



FIANCO SAGOMATO  
SHAPE SIDE PANEL



CORNICE SETTIMINO  
FRAME FOR 7-DRAWER CHEST

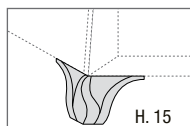


PIEDE LEGNO INTAGLIATO  
CARVED WOODEN TOP

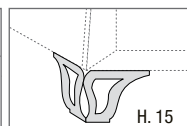


PIEDE METALLO TRAFORATO  
AL LASER  
METAL FOOT PERFORATED  
WITH LASER

SPORGENZA PIEDINI LEGNO CM 2.5  
PER LATO  
WOODEN FEET PROTRUSION CM 2.5  
FOR SIDE



H. 15



H. 15

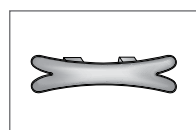
#### COMODINO, settimino e comò

<b>FRONTALE CASSETTO</b>	PANNELLO DI LISTELLARE IMPIALLACCIATO IN NOCE O FRASSINO SPAZZOLATO SP. CM. 2.5, E CORNICE PERIMETRALE IN TOULIPIER O FRASSINO SPAZZOLATO SP. CM.3.2, VERNICIATO O LACCATO A PORO APERTO.
<b>STRUTTURA CASSETTO</b>	PANNELLI DI MULTISTRATI BETULLA SP. 1.5, CON INCASTRI A CODA DI RONDINE, VERNICIATO IN FINITURA TINTA ACACIA.
<b>GUIDE CASSETTO</b>	AMMORTIZZATE REGOLABILI IN ALTEZZA.
<b>MANIGLIA</b>	MANIGLIA RABBIT PICCOLA O CUORE IN FINITURA NICHEL LUCIDO, MANIGLIA CINGHIETTA IN NICHEL SATINATO O PUSH-PULL.

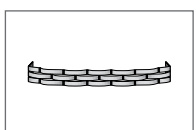
#### BEDSIDE TABLE, 6-DRAWER CHEST, CHEST OF DRAWERS

<b>DRAWER FRONT</b>	BLOCKBOARD PANEL VENEERED IN WALNUT OR BRUSHED ASHWOOD TH. CM. 2.5, AND PERIMETRIC FRAME IN TOULIPIER OR BRUSHED ASHWOOD TH. CM.3.2, PAINTED OR OPEN PORE LACQUERED.
<b>DRAWER STRUCTURE</b>	BIRCH MULTILAYER PANELS TH. 1.5, WITH DOVETAIL JOINTS, PAINTED IN ACACIA STAINED FINISH.
<b>DRAWER GUIDES</b>	HEIGHT ADJUSTABLE SOFT-CLOSE GUIDES
<b>HANDLE</b>	SMALL RABBIT OR CUORE HANDLES IN GLOSSY NICKEL FINISH, CINGHIETTA HANDLE IN SATIN-FINISH NICKEL FINISH OR PUSH-PULL.

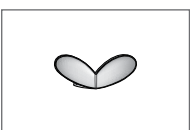
PORTOFINO




MANIGLIA RABBIT  
RABBIT HANDLE



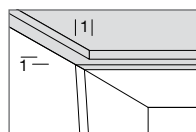
MANIGLIA CINGHIETTA  
CINGHIETTA HANDLE



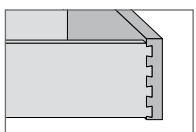
MANIGLIA CUORE  
CUORE HANDLE



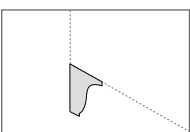
CHIUSURA CASSETTI PUSH-PULL  
DRAWERS WITH PUSH-PULL CLOSURE



PARTICOLARE TOP RIENTRANTE  
DETAIL OF RECESSED TOP



INCASTRI A CODA DI RONDINE  
DOVETAIL JOINTS



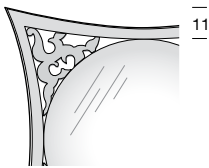
PIEDINO POSTERIORE  
BACK FOOT

CARATTERISTICHE TECNICHE  
TECHNICAL CHARACTERISTICS

**SPECCHIERA**

**MIRROR**

PORTOFINO



**SPECCHIERA**

**CORNICE TRAFORATA** MULTISTRATO IMPIALLACCIATO IN NOCE O FRASSINO SPAZZOLATO SP. CM. 2, VERNICIATO O LACCATO A PORO APERTO.

**SUPPORTO POSTERIORE** PANNELLO DECORATIVO CM. 1.8.

**SPECCHIO** ARGENTO

**MIRROR**

**PERFORATED FRAME** MULTILAYER VENEERED IN WALNUT OR BRUSHED ASHWOOD TH. CM. 2, PAINTED OR OPEN PORE LACQUERED.

**BACK SUPPORT** DECORATIVE PANEL CM. 1.8.

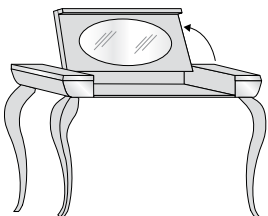
**MIRROR** SILVER

**TOILETTE**

**STRUTTURA** MASSELLO DI TOULIPIER O FRASSINO SPAZZOLATO, VERNICIATO O LACCATO A PORO APERTO.  
**GAMBA LEGNO** MASSELLO DI TIGLIO O FRASSINO SPAZZOLATO SP. CM. 11, VERNICIATO O LACCATO A PORO APERTO.

**DRESSING TABLE**

**STRUCTURE** TOULIPIER SOLID WOOD OR BRUSHED SOLID ASHWOOD, PAINTED OR OPEN PORE LACQUERED.  
**WOODEN LEG** LINDEN SOLID WOOD OR BRUSHED SOLID ASHWOOD TH. CM. 11, PAINTED OR OPEN PORE LACQUERED.



**TOILETTE**

**PIANO** LISTELLARE IMPIALLACCIATO IN NOCE O FRASSINO SPAZZOLATO SP. CM.1.8 E SPONDE IN MASSELLO DI TOULIPIER O FRASSINO SPAZZOLATO SP. CM.3.4, VERNICIATO O LACCATO A PORO APERTO.

**DRESSING TABLE**

**TOP** BLOCKBOARD VENEERED IN WALNUT OR BRUSHED ASHWOOD TH. CM.1.8 AND SIDES IN TOULIPIER SOLID WOOD OR BRUSHED SOLID ASHWOOD TH. CM.3.4, PAINTED OR OPEN PORE LACQUERED.

# PORTOFINO NOTTE - NIGHT

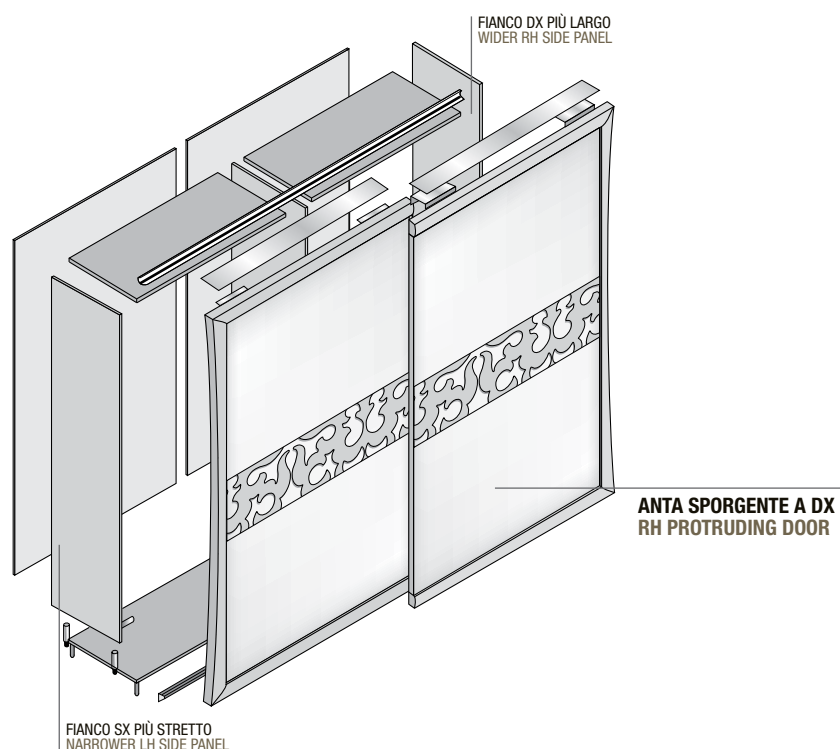
## CARATTERISTICHE TECNICHE TECHNICAL CHARACTERISTICS

### ARMADIO ANTE SCORREVOLI

<b>CAPPELLO, FONDO E FIANCO DIVISORIO</b>	PANNELLO DI PARTICELLE DI LEGNO RIVESTITO SU 2 LATI IN DECORATIVO OLMO SBIANCATO SP. 2,5 CM
<b>FIANCO</b>	PANNELLO TAMBURATO CON TELAIO IN ABETE SP. CM. 3 IMPIALLACCIATO ESTERNAMENTE IN FRASSINO SPAZZOLATO ED INTERNAMENTE IN DECORATIVO.
<b>RIPIANO</b>	PANNELLO DI PARTICELLE DI LEGNO RIVESTITO SU 2 LATI IN DECORATIVO OLMO SBIANCATO SP. 2,5 CM E BORDO FRONTALE SP. 3,6 CM
<b>SCHIENALE</b>	PANNELLO DI MDF IMPIALLACCIATO IN DECORATIVO SP. CM.0.8.

### WARDROBE WITH SLIDING DOORS

<b>TOP, BOTTOM AND PARTITION SIDE PANEL</b>	PANEL OF WOOD PARTICLES COVERED ON 2 SIDES IN DECORATIVE BLEACHED ELM TH. 2.5 CM
<b>SIDE PANEL</b>	HOLLOW-CORE PANEL WITH FIR FRAME TH. CM. 3 VENEERED OUTSIDE IN BRUSHED ASHWOOD AND INSIDE IN DECORATIVE.
<b>SHELF</b>	PANEL OF WOOD PARTICLES COVERED ON 2 SIDES IN DECORATIVE 'OLMO SBIANCATO' TH. 2,5 CM AND FRONT EDGE TH. 3.6 CM
<b>BACK PANEL</b>	DECORATIVE VENEERED MDF PANEL TH. CM.0.8.

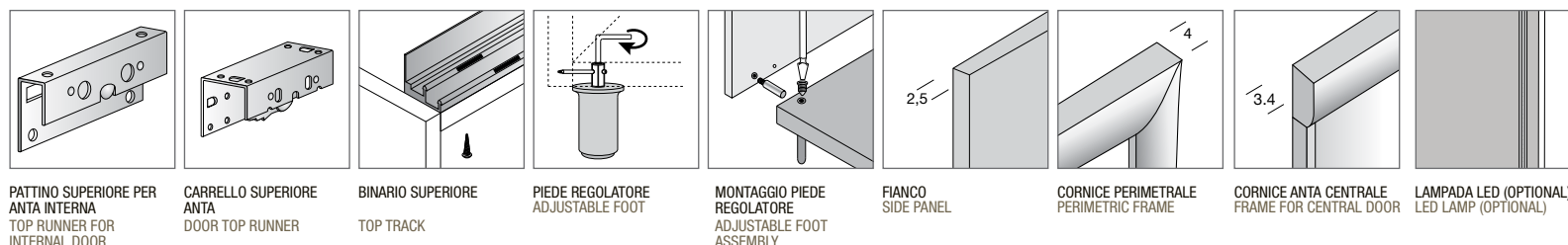


### ANTE SCORREVOLI (VERSIONE 2 O 3 ANTE)

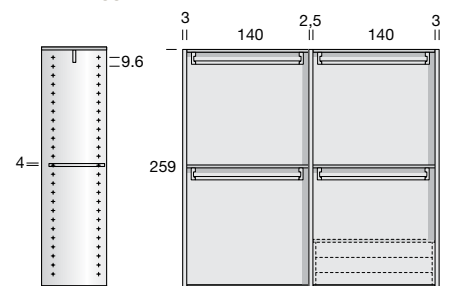
<b>ANTE</b>	TELAIO IN MASSELLO DI TOULIPIER O FRASSINO SPAZZOLATO SP. CM. 3.4 E PANNELLO TRAFORATO IN MULTISTRATO IMPIALLACCIATO IN NOCE O FRASSINO SPAZZOLATO SP. CM. 2, VERNICIATO O LACCATO A PORO APERTO.
<b>VETRO O SPECCHIO</b>	SERIGRAFATO SP. CM. 0.4 CON DISEGNO "MILLERIGHE" O SPECCHIO ARGENTO O BRONZO APPLICATO SU PANNELLO IN MULTISTRATO SP. CM. 1.5.
<b>CASSETTIERA INTERNA EASY (OPTIONAL)</b>	TOP IN PANNELLO TAMBURATO SP. CM 4 CON FONDO, FIANCHI E FRONTALI CASSETTO IN PANNELLO DI MULTISTRATO TRUCIOLARE SP. CM. 1.5 CON GUIDE CASSETTO IN LEGNO.  LAMPADA LED L.100 CON SENSORE (OPTIONAL).

### SLIDING DOORS (VERSION WITH 2 OR 3 DOORS)

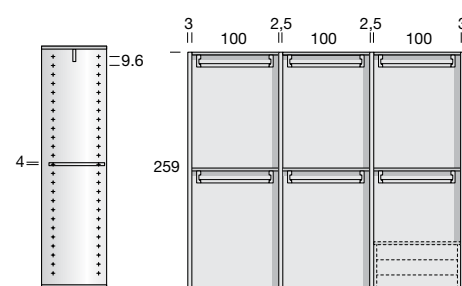
<b>DOORS</b>	FRAME IN TOULIPIER SOLID WOOD OR BRUSHED SOLID ASHWOOD TH. CM. 3.4 AND MULTILAYER PERFORATED PANEL VENEERED IN WALNUT OR BRUSHED ASHWOOD TH. CM. 2, PAINTED OR OPEN PORE LACQUERED.
<b>GLASS OR MIRROR</b>	SCREEN-PRINTED TH. CM. 0.4 WITH "MILLERIGHE" OR SILVER/BRONZE MIRROR DRAWING APPLIED ON MULTILAYER PANEL TH. CM. 1.5.
<b>INTERNAL EASY DRAWER UNIT (OPTIONAL)</b>	WITH HOLLOW-CORE PANEL TOP TH. CM 4 WITH DRAWER BOTTOM, SIDE AND FRONTS IN MULTILAYER PANEL TH. CM. 1.5 WITH WOODEN DRAWER GUIDES.  LED LAMP W.100 WITH SENSOR (OPTIONAL).



### VANI INTERNI INTERNAL COMPARTMENT



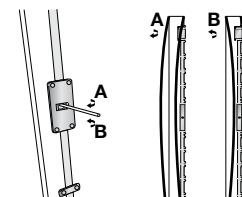
2 ANTE SCORREVOLI 2 SLIDING DOORS



3 ANTE SCORREVOLI 3 SLIDING DOORS


### REGOLAZIONE ANTE PRIMA DEL MONTAGGIO DOOR ADJUSTMENT BEFORE ASSEMBLY

PRIMA DI PROCEDERE AL MONTAGGIO, BISOGNA REGOLARE LA TENSIONE DELLE ANTE POSIZIONANDOLE OBBLIGATORIAMENTE IN ORIZZONTALE E UTILIZZANDO UN CACCIAVITE O UN PUNTERUOLO.  
BEFORE ASSEMBLING REGULATE DOOR TENSION BY PLACING THEM HORIZONTALLY AND USING THE SPECIAL SPANNER PROVIDED.



### MONTAGGIO ANTE SCORREVOLI SLIDING DOOR ASSEMBLY

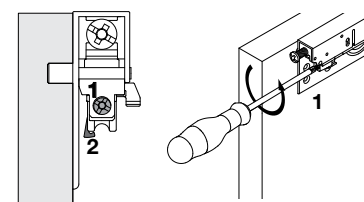
PER POTER AGGANCIARE LE ANTE AL BINARIO SUPERIORE TRA IL SOFFITTO E L'ARMADIO CI DEVONO ESSERE ALMENO 3 CM.  
LEAVE AT LEAST 3CM CLEARANCE SO THAT THE DOORS CAN BE ATTACHED TO THE UPPER RAIL BETWEEN THE CEILING AND WARDROBE.



- 1 AGGANCIARE L'ANTA AL BINARIO SUPERIORE  
FASTEN THE DOOR TO THE TOP TRACK
- 2 SPINGERE L'ANTA NEL BINARIO INFERIORE  
PUSH THE DOOR IN THE LOW TRACK

### SMONTAGGIO ANTE SCORREVOLI REMOVAL SLIDING DOORS

PER SBLOCCARE LE ANTE DAL SISTEMA DI BLOCCAGGIO DI SICUREZZA È NECESSARIO AVVITARE IL GRANO (1), LA LINGUETTA (2) SI SPOSTA AUTOMATICAMENTE E SARÀ POSSIBILE SGANCIARE LE ANTE.  
TO RELEASE THE DOORS FROM THE SAFETY LOCKING SYSTEM YOU NEED TO TIGHTEN THE SPECIAL SCREW(1), THE TAB (2) AUTOMATICALLY MOVES AND THE DOORS CAN BE RELEASED



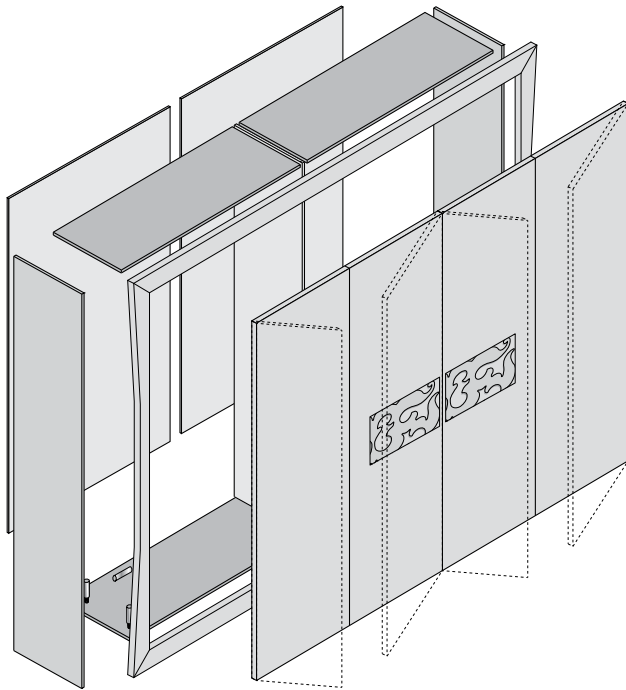
CARATTERISTICHE TECNICHE  
TECHNICAL CHARACTERISTICS

**ARMADIO ANTE BATTENTI**

<b>CAPPELLO E FONDO</b>	PANNELLO DI TAMBURATO CON TELAIO IN ABETE IMPIALLACCIATO IN FRASSINO SP. CM. 2.5, VERNICIATO TINTO ACACIA.
<b>FIANCO</b>	PANNELLO TAMBURATO CON TELAIO IN ABETE SP. CM. 3 IMPIALLACCIATO ESTERNAMENTE IN NOCE TANGANICA O FRASSINO SPAZZOLATO ED INTERNAMENTE IN FRASSINO VERNICIATO TINTA ACACIA.
<b>FIANCO DIVISORIO</b>	PANNELLO TAMBURATO CON TELAIO IN ABETE IMPIALLACCIATO IN FRASSINO AMBO I LATI DI SP. CM. 3 IN VERNICIATO TINTA ACACIA.
<b>RIPIANO</b>	PANNELLO TAMBURATO CON TELAIO IN ABETE IMPIALLACCIATO IN FRASSINO SP. CM. 4 IN VERNICIATO TINTA ACACIA.
<b>SCHIENALE</b>	PANNELLO DI MULTISTRATO IMPIALLACCIATO IN FRASSINO SP. CM. 0.8 IN VERNICIATO TINTA ACACIA.
<b>VERSIONI</b>	4 ANTE BATTENTE E 3 ANTE BATTENTE PICCOLO. CERNIERE AMMORTIZZATE DI SERIE.

**WARDROBE WITH HINGED DOORS**

<b>TOP AND BOTTOM PANEL</b>	HOLLOW-CORE PANEL WITH FIR FRAME VENEERED IN ASHWOOD TH. CM. 2.5, ACACIA STAINED FINISH.
<b>SIDE PANEL</b>	HOLLOW-CORE PANEL WITH FIR FRAME TH. CM. 3 VENEERED OUTSIDE IN TANGANICA WALNUT OR BRUSHED ASHWOOD AND INSIDE IN ASHWOOD IN ACACIA STAINED PAINTED.
<b>PARTITION SIDE PANEL</b>	HOLLOW-CORE PANEL WITH FIR FRAME VENEERED IN ASHWOOD ON BOTH SIDES TH. CM. 3 IN ACACIA STAINED FINISH.
<b>SHELF</b>	HOLLOW-CORE PANEL WITH FIR FRAME VENEERED IN ASHWOOD TH. CM. 4 IN ACACIA STAINED PAINTED.
<b>BACK PANEL</b>	MULTILAYER PANEL VENEERED IN ASHWOOD TH. CM. 0.8 IN ACACIA STAINED PAINTED.
<b>VERSIONS</b>	4 HINGED DOORS AND 3 PICCOLO HINGED DOORS. STANDARD SOFT-CLOSE HINGES.



**ANTE BATTENTI (VERSIONE 3 O 4 ANTE)**

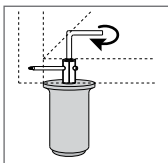
<b>CORNICE PERIMETRALE</b>	MASSELLO DI TOULIPIER O FRASSINO SPAZZOLATO SP. CM. 4.
<b>ANTE</b>	TELAIO TAMBURATO CON PANNELLO DI ABETE IMPIALLACCIATO IN NOCE O FRASSINO SPAZZOLATO AMBO I LATI SP. CM. 2.5, VERNICIATO O SPAZZOLATO A PORO APERTO.
<b>MANIGLIA</b>	RABBIT GRANDE IN ZAMA NICHEL LUCIDO CM. 16 (1 MANIGLIA PER COPPIA DI ANTE), MANIGLIA CUORE IN ZAMA NICHEL LUCIDO CM. 10 (2 MANIGLIE PER COPPIA DI ANTE) O MANIGLIA CINGHIETTA NICHEL SATINATO.
<b>CASSETTIERA INTERNA (OPTIONAL)</b>	TOP IN PANNELLO TAMBURATO SP. CM. 4, FONDO, FIANCHI E FRONTALI CASSETTO IN PANNELLO DI MULTISTRATO BETULLA SP. CM. 1.5, IN FINITURA TINTA ACACIA CON GUIDE CASSETTO AMMORTIZZATE.
<b>CASSETTIERA INTERNA EASY (OPTIONAL)</b>	TOP IN PANNELLO DI PARTICELLE DI LEGNO SP. CM 4 CON FONDO, FIANCHI E FRONTALI CASSETTO IN PANNELLO DI MULTISTRATO BETULLA SP. CM. 1.5 IN FINITURA TINTA ACACIA CON GUIDE CASSETTO IN LEGNO.

LAMPADA LED L.100 CON SENSORE (OPTIONAL).

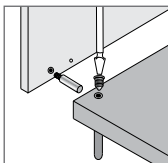
**HINGED DOORS (VERSION WITH 3 OR 4 DOORS)**

<b>PERIMETRIC FRAME DOORS</b>	TOULIPIER SOLID WOOD OR BRUSHED SOLID ASHWOOD TH. CM. 4. HOLLOW-CORE FRAME WITH FIR PANEL VENEERED IN WALNUT OR BRUSHED ASHWOOD ON BOTH SIDES TH. CM. 2.5, OPEN PORE BRUSHED OR PAINTED.
<b>HANDLE</b>	LARGE RABBIT IN GLOSSY NICKEL ZAMAK CM. 16 (1 HANDLE PER PAIR OF DOORS), CUORE HANDLE IN GLOSSY NICKEL ZAMAK CM. 10 (2 HANDLES PER PAIR OF DOORS) OR CINGHIETTA HANDLE INSATIN-FINISH NICKEL.
<b>INTERNAL DRAWER UNIT (OPTIONAL)</b>	TOP IN HOLLOW-CORE PANEL TH. CM. 4, DRAWER BOTTOM, SIDE PANELS AND FRONTS IN BIRCH MULTILAYER PANEL TH. CM. 1.5, IN ACACIA STAINED FINISH WITH SOFT-CLOSE DRAWER GUIDES.
<b>INTERNAL EASY DRAWER UNIT (OPTIONAL)</b>	WOOD PARTICLE BOARD PANEL TOP TH. CM 4 WITH DRAWER BOTTOM, DRAWER SIDES AND FRONTS IN BIRCH MULTILAYER PANEL TH. CM. 1.5 IN ACACIA STAINED FINISH WITH WOODEN DRAWER GUIDES.

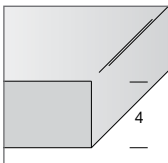
LED LAMP W.100 WITH SENSOR (OPTIONAL).



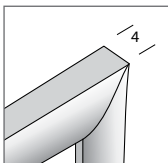
PIEDE REGOLATORE  
ADJUSTABLE FOOT



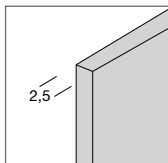
MONTAGGIO PIEDE  
REGOLATORE  
ADJUSTABLE FOOT  
ASSEMBLY



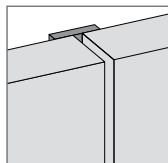
RIPIANO INTERNO  
INTERNAL SHELF



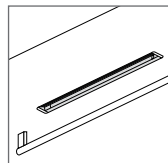
CORNICE PERIMETRALE  
PERIMETRIC FRAME



FIANCO  
SIDE PANEL

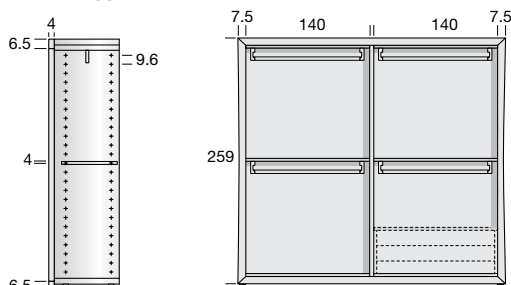


BATTUTA ANTE LEGNO  
WOODEN DOOR PROFILE

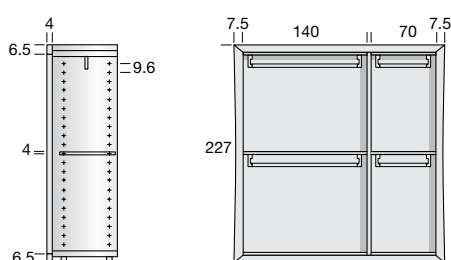


LAMPADA LED (OPTIONAL)  
LED LAMP (OPTIONAL)

**VANI INTERNI  
INTERNAL COMPARTMENT**



4 ANTE BATTENTE 4 HINGED DOORS

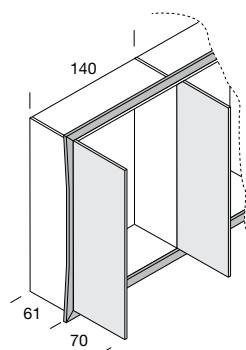


3 ANTE BATTENTE 3 HINGED DOORS

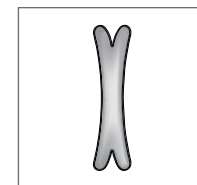
**INGOMBRO ANTE APERTE ARMADI BATTENTI  
DIMENSIONS OF WARDROBE OPEN HINGED DOORS**

NEGLI ARMADI BATTENTI L'INGOMBRO TOTALE È CALCOLATO SOMMANDO LA PROFONDITÀ DELL'ARMADIO E LA LARGHEZZA DELL'ANTA NEL VANO L.140 COMPRESIVA DELLO SPESSORE DELLA CORNICE

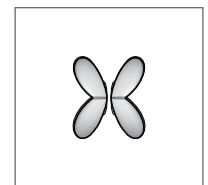
TOTAL DIMENSIONS OF WARDROBES WITH HINGED DOORS ARE CALCULATED BY ADDING THE WARDROBE DEPTH AND WIDTH OF THE DOOR FOR THE W.140 COMPARTMENT, INCLUDING THE TRIM THICKNESS.



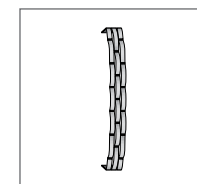
**MANIGLIA  
HANDLE**



MANIGLIA RABBIT GRANDE  
RABBIT LARGE HANDLE



MANIGLIA CUORE  
CUORE HANDLE



MANIGLIA CINGHIETTA  
CINGHIETTA HANDLE

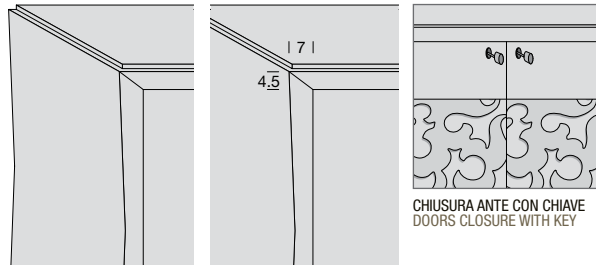
### CREDENZE E VETRINE

<b>RIPIANI</b>	VETRO FILO LUCIDO SP. CM. 0.8.
<b>PIEDE LEGNO</b>	MASSELLO DI TOULIPIER O FRASSINO SPAZZOLATO SP. CM. 4 INTAGLIATO, VERNICIATO O LACCATO A PORO APERTO.
<b>PIEDE METALLO</b>	FINITURA NICHEL LUCIDO.
<b>VERSIONI</b>	CREDENZA ANTE BATTENTI: 2 ANTE, 3 ANTE, 2 ANTE E 4 CASSETTI

### SIDEBOARDS AND DISPLAY UNITS

<b>SHELVES</b>	FLUSH GLOSSY GLASS TH. CM. 0.8.
<b>WOODEN TOP</b>	TOULIPIER SOLID WOOD OR BRUSHED SOLID ASHWOOD TH. CM. 4 CARVED, PAINTED OR OPEN PORE LACQUERED.
<b>METAL FOOT</b>	GLOSSY NICKEL FINISH.
<b>VERSIONS</b>	SIDEBOARD WITH HINGED DOORS: 2 DOORS, 3 DOORS, 2 DOORS AND 4 DRAWERS

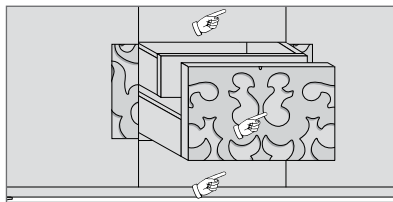
#### CREDENZA ANTE BATTENTI SIDEBOARD WITH HINGED DOORS



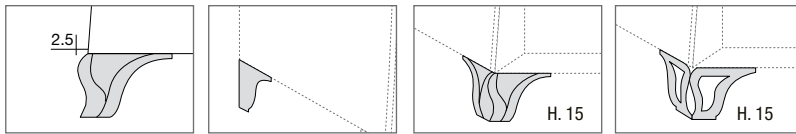
FIANCO SAGOMATO  
SHAPED SIDE PANEL

CORNICE CREDENZA  
FRAME FOR SIDEBOARD

CHIUSURA ANTE CON CHIAVE  
DOORS CLOSURE WITH KEY



CHIUSURA CASSETTI PUSH-PULL  
DRAWERS WITH PUSH-PULL CLOSURE



SPORGENZA PIEDINI LEGNO CM 2.5 PER LATO  
WOODEN FEET PROTRUSION CM 2.5 FOR SIDE

PIEDINO POSTERIORE  
BACK FOOT

PIEDE LEGNO INTAGLIATO  
CARVED WOODEN TOP

PIEDE METALLO TRAFORATO AL LASER  
METAL FOOT PERFORATED WITH LASER


#### CREDENZA 2 E 3 ANTE BATTENTI

<b>TOP</b>	PANNELLO DI LISTELLARE IMPIALLACCIATO IN NOCE O FRASSINO SPAZZOLATO SP. CM. 1.5, VERNICIATO O LACCATO A PORO APERTO.
<b>FONDO</b>	PANNELLO DI MULTISTRATO PIOPPO SP. CM. 1.8, VERNICIATO O LACCATO.
<b>FIANCO</b>	PANNELLO SCATOLATO E CURVATO SP. CM. 7.5, IMPIALLACCIATO ESTERNAMENTE NOCE O FRASSINO SPAZZOLATO ED INTERNAMENTE IN NOCE TANGANIKI, VERNICIATO O LACCATO A PORO APERTO.
<b>SCHIENALE</b>	PANNELLO DI MULTISTRATO SP. CM. 0.8, VERNICIATO O LACCATO.
<b>ANTA</b>	PANNELLO LISTELLARE SP. CM. 2.5 IMPIALLACCIATO NOCE O FRASSINO SPAZZOLATO E PANNELLO TRAFORATO MULTISTRATI IMPIALLACCIATO NOCE O FRASSINO S.P. CM. 0.8, VERNICIATO O LACCATO A PORO APERTO.
<b>STRUTTURA CASSETTO</b>	PANNELLO DI MULTISTRATO BETULLA SP. CM. 1.5, CON INCASTRI A CODA DI RONDINE, FINITURA TINTA ACACIA.
<b>APERTURA</b>	CHIAVE DI SERIE IN FINITURA NICHEL LUCIDO. PUSH-PULL PER I CASSETTI.

#### SIDEBOARD WITH HINGED DOORS

<b>TOP</b>	BLOCKBOARD PANEL VENEERED IN WALNUT OR BRUSHED ASHWOOD TH. CM. 1.5, PAINTED OR OPEN PORE LACQUERED.
<b>BOTTOM PANEL</b>	POPLAR MULTILAYER PANEL TH. CM. 1.8, PAINTED OR LACQUERED.
<b>SIDE PANEL</b>	CURVED PANEL TH. CM. 7.5, VENEERED OUTSIDE IN WALNUT OR BRUSHED ASHWOOD AND INSIDE IN TANGANIKI WALNUT, PAINTED OR OPEN PORE LACQUERED.
<b>BACK PANEL</b>	MULTILAYER PANEL TH. CM. 0.8, PAINTED OR LACQUERED.
<b>DOOR</b>	BLOCKBOARD PANEL TH. CM. 2.5 VENEERED IN WALNUT OR BRUSHED ASHWOOD AND MULTILAYER PERFORATED PANEL VENEERED IN WALNUT OR ASHWOOD TH. CM. 0.8, PAINTED OR OPEN PORE LACQUERED.
<b>DRAWER STRUCTURE</b>	BIRCH MULTILAYER PANEL TH. CM. 1.5, WITH DOVETAIL JOINTS, ACACIA STAINED FINISH.
<b>OPENING</b>	STANDARD KEY IN GLOSSY NICKEL FINISH. PUSH-PULL FOR DRAWERS.

#### VETRINA DISPLAY UNIT

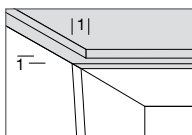


FIANCO SAGOMATO  
SHAPED SIDE PANEL

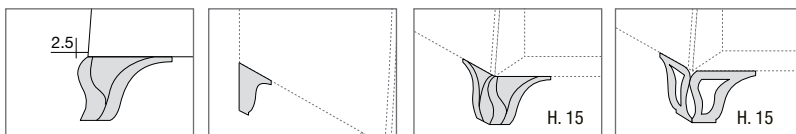
PANNELLO CON TRAFORO LEGNO  
PANEL WITH WOODEN DECORATION

CHIUSURA ANTE CON CHIAVE  
DOORS CLOSURE WITH KEY

FIANCO CON VETRO  
SIDE PANEL WITH GLASS



PARTICOLARE TOP RIENTRANTE  
DETAIL OF RECESSED TOP



SPORGENZA PIEDINI LEGNO CM 2.5 PER LATO  
WOODEN FEET PROTRUSION CM 2.5 FOR SIDE

PIEDINO POSTERIORE  
BACK FOOT

PIEDE LEGNO INTAGLIATO  
CARVED WOODEN TOP

PIEDE METALLO TRAFORATO AL LASER  
METAL FOOT PERFORATED WITH LASER

#### VETRINA 1 E 2 ANTE

<b>CAPPELLO</b>	PANNELLO DI LISTELLARE IMPIALLACCIATO NOCE TANGANIKI O FRASSINO SPAZZOLATO SP. CM. 1.8.
<b>TELAIO</b>	FRONTALE VETRINA IN MASSELLO DI TOULIPIER O FRASSINO SPAZZOLATO SP. CM. 3.2, VERNICIATO O LACCATO A PORO APERTO.
<b>FONDO</b>	PANNELLO DI LISTELLARE IMPIALLACCIATO NOCE TANGANIKI O FRASSINO SPAZZOLATO SP. CM. 1.8.
<b>FIANCO</b>	TELAIO IN MASSELLO DI TOULIPIER O FRASSINO SPAZZOLATO SAGOMATO SP. CM. 4 CON VETRO FLOAT SP. CM. 0.4, VERNICIATO O LACCATO A PORO APERTO.
<b>SCHIENALE</b>	PANNELLO DI MULTISTRATO IMPIALLACCIATO NOCE TANGANIKI O FRASSINO SPAZZOLATO SP. CM. 0.8, CON PROFILO SUPPORTO RIPIANI IN MASSELLO DI TOULIPIER SP. CM. 6, VERNICIATO O LACCATO A PORO APERTO.
<b>ANTA</b>	IN MASSELLO DI TOULIPIER O FRASSINO SPAZZOLATO SP. CM. 2.7 E PANNELLO TRAFORATO DI MULTISTRATO IMPIALLACCIATO IN NOCE O FRASSINO SPAZZOLATO SP. CM. 2, VETRO FLOAT SP. CM. 0.4.
<b>APERTURA</b>	CHIAVE DI SERIE IN FINITURA NICHEL LUCIDO.

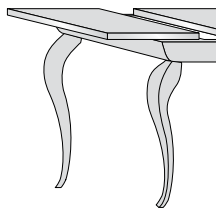
#### DISPLAY UNIT

<b>TOP</b>	BLOCKBOARD PANEL VENEERED IN TANGANIKI WALNUT OR BRUSHED ASHWOOD TH. CM. 1.8.
<b>FRAME</b>	DISPLAY UNIT FRONT IN TOULIPIER SOLID WOOD OR BRUSHED SOLID ASHWOOD TH. CM. 3.2, PAINTED OR OPEN PORE LACQUERED.
<b>BOTTOM PANEL</b>	BLOCKBOARD PANEL VENEERED IN TANGANIKI WALNUT OR BRUSHED ASHWOOD TH. CM. 1.8.
<b>SIDE PANEL</b>	FRAME IN TOULIPIER SOLID WOOD OR BRUSHED SOLID ASHWOOD, SHAPED TH. CM. 4 WITH FLOAT GLASS TH. CM. 0.4, PAINTED OR OPEN PORE LACQUERED.
<b>BACK PANEL</b>	MULTILAYER PANEL VENEERED IN TANGANIKI WALNUT OR BRUSHED ASHWOOD TH. CM. 0.8, WITH SHELF SUPPORT PROFILE IN TOULIPIER SOLID WOOD TH. CM. PAINTED OR OPEN PORE LACQUERED.
<b>DOOR</b>	IN TOULIPIER SOLID WOOD OR BRUSHED SOLID ASHWOOD TH. CM. 2.7 AND MULTILAYER PERFORATED PANEL VENEERED IN WALNUT OR BRUSHED ASHWOOD TH. CM. 2, FLOAT GLASS TH. CM. 0.4.
<b>OPENING</b>	STANDARD KEY IN GLOSSY NICKEL FINISH.

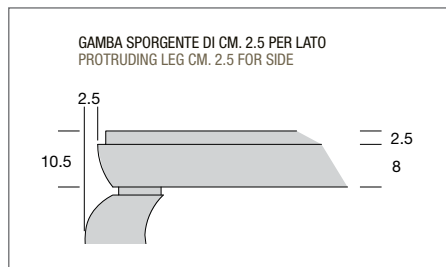
CARATTERISTICHE TECNICHE  
TECHNICAL CHARACTERISTICS

TAVOLI, TAVOLINI E CONSOLLE  
TABLES, SMALL TABLES AND CONSOLLE

PORTOFINO



TAVOLO ALLUNGABILE:  
IL PIANO SCORRE LATERALMENTE  
PER POTER INSERIRE L'ALLUNGA  
EXTENDING TABLE  
THE TOP SLIDES SIDWAYS TO  
ACCOMMODATE THE EXTENSION.



PROFILO TAVOLO  
TABLE PROFILE

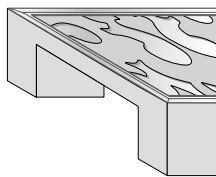
TAVOLO RETTANGOLARE E QUADRATO ALLUNGABILE

- PIANO LEGNO** PANNELLO DI PARTICELLE DI LEGNO IMPIALLACCIATO IN NOCE O FRASSINO SPAZZOLATO SP. CM. 2.6 E STRUTTURA PERIMETRALE IN MASSELLO DI TOULIPIER O FRASSINO SPAZZOLATO SP. CM. 3.4 VERNICIATO O LACCATO A PORO APERTO.
- ALLUNGA** PANNELLO DI PARTICELLE DI LEGNO IMPIALLACCIATO IN NOCE O FRASSINO SPAZZOLATO SP. CM. 2.6, 1 ALLUNGA INTERNA LATERALE.
- STRUTTURA** MASSELLO DI TOULIPIER O FRASSINO SPAZZOLATO, VERNICIATO O LACCATO A PORO APERTO.
- GAMBA LEGNO** MASSELLO DI TIGLIO O FRASSINO SPAZZOLATO SP. CM. 11, VERNICIATO O LACCATO A PORO APERTO.

RECTANGULAR AND SQUARE EXTENDING TABLE

- WOODEN TOP** WOOD PARTICLE BOARD PANEL VENEERED IN WALNUT OR BRUSHED ASHWOOD TH. CM. 2.6 AND PERIMETRIC STRUCTURE IN TOULIPIER SOLID WOOD OR BRUSHED SOLID ASHWOOD TH. CM. 3.4 PAINTED OR OPEN PORE LACQUERED.
- EXTENSION** WOOD PARTICLE BOARD PANEL VENEERED IN WALNUT OR BRUSHED ASHWOOD TH. CM. 2.6, 1 SIDE INTERNAL EXTENSION
- STRUCTURE** TOULIPIER SOLID WOOD OR BRUSHED SOLID ASHWOOD, PAINTED OR OPEN PORE LACQUERED.
- WOODEN LEG** LINDEN SOLID WOOD OR BRUSHED SOLID ASHWOOD TH. CM. 11, PAINTED OR OPEN PORE LACQUERED.

PORTOFINO



TRAFORO IN LEGNO E TOP IN VETRO  
INCASSATO NELLA STRUTTURA  
PERFORATED IN WOOD AND GLASS TOP  
BUILT IN THE STRUCTURE

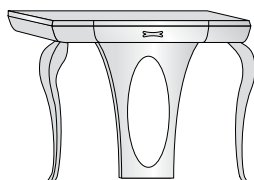
TAVOLINO QUADRATO E RETTANGOLARE

- PIANO TRAFORATO** PANNELLO IN MULTISTRATI DI NOCE O FRASSINO SPAZZOLATO SP. CM. 0.8, VERNICIATO O LACCATO A PORO APERTO, TOP IN VETRO TRASPARENTE SP. CM. 0.6.
- STRUTTURA** MASSELLO TOULIPIER O FRASSINO SPAZZOLATO SP. CM. 2.6, VERNICIATO O LACCATO A PORO APERTO.
- TOP** VETRO SP. 0.6 CM

RECTANGULAR AND SQUARE TABLE

- PERFORATED TOP** MULTILAYER PANEL IN WALNUT OR BRUSHED ASHWOOD TH. CM. 0.8, PAINTED OR OPEN PORE LACQUERED, TRANSPARENT GLASS TOP TH. CM. 0.6.
- STRUCTURE** TOULIPIER SOLID WOOD OR SOLID ASHWOOD TH. CM. 2.6, PAINTED OR OPEN PORE LACQUERED.
- TOP** GLASS TH. 0.6 CM

PORTOFINO



CONSOLLE 1 CASSETTO

- PIANO** PANNELLO DI LISTELLARE IMPIALLACCIATO IN NOCE O FRASSINO SPAZZOLATO SP. CM. 1.8 E SPONDE IN MASSELLO DI TOULIPIER O FRASSINO SPAZZOLATO SP. CM. 3.4, VERNICIATO O LACCATO A PORO APERTO.
- GAMBA POSTERIORE** PANNELLO DI LISTELLARE IMPIALLACCIATO NOCE O FRASSINO SPAZZOLATO SP. CM. 3, VERNICIATO O LACCATO A PORO APERTO.
- STRUTTURA CASSETTO** PANNELLO DI MULTISTRATO BETULLA SP. CM. 1.5, VERNICIATO TINTO ACACIA.

CONSOLE WITH 1 DRAWER

- TOP** BLOCKBOARD VENEERED PANEL IN WALNUT OR BRUSHED ASHWOOD TH. CM. 1.8 AND SIDES IN TOULIPIER SOLID WOOD OR BRUSHED ASHWOOD TH. CM. 3.4, PAINTED OR OPEN PORE LACQUERED.
- BACK LEG** VENEERED PANEL WALNUT OR BRUSHED ASHWOOD TH. CM. 3, PAINTED OR OPEN PORE LACQUERED.
- DRAWER STRUCTURE** BIRCH MULTILAYER PANEL TH. CM. 1.5, ACACIA STAINED PAINTED.


SEDIE

FUSTO ..... MASSELLO DI FAGGIO, VERNICIATO O LACCATO.

CHAIRS

CARCASE ..... LACQUERED OR PAINTED BEECH SOLID WOOD.

PENELOPE




SEDIA

IMBOTTITURA ..... GOMMAPIUMA CON BOTTONI E RIVESTIMENTO CON TESSUTI DA CAMPIONARIO.

CHAIR

PADDING ..... FOAM RUBBER WITH BOTTONS AND COVER WITH SAMPLE FABRICS.

COCÒ



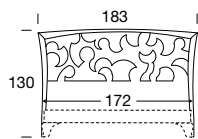
SEDIA

IMBOTTITURA ..... GOMMAPIUMA E RIVESTIMENTO CON TESSUTI DA CAMPIONARIO.

CHAIR

PADDING ..... FOAM RUBBER AND COVER WITH SAMPLE FABRICS.

### LETTO PORTOFINO PANNELLO TRAFORATO PORTOFINO BED PERFORATED PANEL



LETTO DA 160  
160 CM WIDE BED



MISURE INTERNE 162X202 PER MATERASSO 160X200  
INTERNAL DIMENSIONS 162X202 FOR MATTRESS 160X200

PFN5001K	OPTIONAL
<b>3.068</b>	PIEDI NICHEL NICKEL FEET
mc 0,55 – Kg 60	<b>+ 192</b>

NOCE-FRASSINO / WALNUT-ASHWOOD

LETTO DA 160 CONTENITORE E RETE BASCULANTE  
160 CM WIDE STORAGE BED AND TILTING BED BASE UNIT WITH



SPAZIO UTILE CONTENITORE H. CM 12 – MISURE INTERNE 162X202  
STORAGE USEFUL SPACE H. CM 12 – INTERNAL DIMENSIONS 162X202

PFN5041K	OPTIONAL
<b>3.803</b>	PIEDI NICHEL NICKEL FEET
mc 0,80 – Kg 78	<b>+ 192</b>

#### MAGGIORAZIONI E RIDUZIONI SURCHARGES AND REDUCTIONS

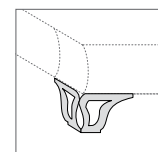
PER LONGHERONI PIÙ LUNGI  
O PIÙ CORTI APPLICARE  
MAGG. DEL **+ 15%**  
FOR LONGER OR SHORTER  
SIDES PLEASE ADD THE  
FOLLOWING EXTRA CHARGE

#### OPTIONAL OPTIONAL

**+ 202**  
SOLLEVAMENTO ORIZZONTALE  
HORIZONTAL LIFTING MECHANISM

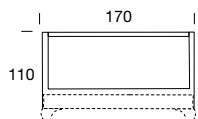
KIT N. 2 PIEDI IN METALLO  
H. 18 CM PER LETTO  
NELLE FINITURE:  
NICHEL SPAZZOLATO  
BRONZO SPAZZOLATO  
OTTONE BRUNITO

KIT N. 2 METAL FEET H. 18 CM  
FOR BED IN FINISHES:  
BRUSHED NICKEL  
BRUSHED BRONZE  
BURNISHED BRASS

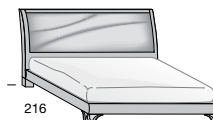


**+ 506**

### LETTO FRIDA PANNELLO TESTIERA IMBOTTITO FRIDA BED UPHOLSTERED HEADBOARD PANEL



LETTO DA 160  
160 CM WIDE BED

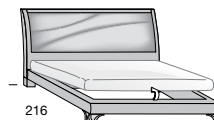


MISURE INTERNE 162X202 PER MATERASSO 160X200  
INTERNAL DIMENSIONS 162X202 FOR MATTRESS 160X200

PFN5601K	OPTIONAL		
CAT. A ECOPELLE/ECONABUK ECOLEATHER/ECONABUK	CAT. B LINO/VELLUTO LINEN/VELVET	CAT. C PELLE LEATHER	PIEDI NICHEL NICKEL FEET
<b>3.517</b>	<b>3.848</b>	<b>4.129</b>	<b>+ 192</b>
mc 0,55 – Kg 60			

NOCE-FRASSINO / WALNUT-ASHWOOD

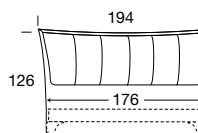
LETTO DA 160 CONTENITORE E RETE BASCULANTE  
160 CM WIDE STORAGE BED AND TILTING BED BASE UNIT WITH



SPAZIO UTILE CONTENITORE H. CM 12 – MISURE INTERNE 162X202  
STORAGE USEFUL SPACE H. CM 12 – INTERNAL DIMENSIONS 162X202

PFN5621K	OPTIONAL		
CAT. A ECOPELLE/ECONABUK ECOLEATHER/ECONABUK	CAT. B LINO/VELLUTO LINEN/VELVET	CAT. C PELLE LEATHER	PIEDI NICHEL NICKEL FEET
<b>4.252</b>	<b>4.589</b>	<b>4.871</b>	<b>+ 192</b>
mc 0,80 – Kg 78			

### LETTO TEODORA PANNELLO TESTIERA IMBOTTITO TEODORA BED UPHOLSTERED HEADBOARD PANEL



LETTO DA 160  
160 CM WIDE BED



MISURE INTERNE 162X202 PER MATERASSO 160X200  
INTERNAL DIMENSIONS 162X202 FOR MATTRESS 160X200

PFN5441K	OPTIONAL		
CAT. A ECOPELLE/ECONABUK ECOLEATHER/ECONABUK	CAT. B LINO/VELLUTO LINEN/VELVET	CAT. C PELLE LEATHER	PIEDI NICHEL NICKEL FEET
<b>3.360</b>	<b>3.780</b>	<b>3.927</b>	<b>+ 192</b>
mc 0,55 – Kg 75			

NOCE-FRASSINO / WALNUT-ASHWOOD

LETTO DA 160 CONTENITORE E RETE BASCULANTE  
160 CM WIDE STORAGE BED AND TILTING BED BASE UNIT WITH

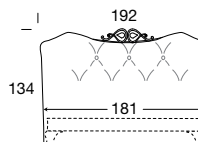


SPAZIO UTILE CONTENITORE H. CM 12 – MISURE INTERNE 162X202  
STORAGE USEFUL SPACE H. CM 12 – INTERNAL DIMENSIONS 162X202

PFN5481K	OPTIONAL		
CAT. A ECOPELLE/ECONABUK ECOLEATHER/ECONABUK	CAT. B LINO/VELLUTO LINEN/VELVET	CAT. C PELLE LEATHER	PIEDI NICHEL NICKEL FEET
<b>4.101</b>	<b>4.511</b>	<b>4.657</b>	<b>+ 192</b>
mc 0,80 – Kg 80			

### LETTO SIBILLA LIGHT VERSIONE GIROLETTO TUTTO IMBOTTITO

#### SIBILLA LIGHT BED VERSION WITH ALL UPHOLSTERED BED SURROUND



LETTO DA 160  
160 CM WIDE BED

**NEW**



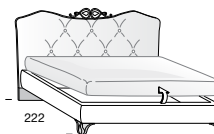
MISURE INTERNE 162X202 PER MATERASSO 160X200  
INTERNAL DIMENSIONS 162X202 FOR MATTRESS 160X200

PFN5701K	OPTIONAL		
CAT. A ECOPELLE/ECONABUK ECOLEATHER/ECONABUK	CAT. B LINO/VELLUTO LINEN/VELVET	CAT. C PELLE LEATHER	PIEDI NICHEL NICKEL FEET
<b>3.129</b>	<b>3.258</b>	<b>4.606</b>	<b>+ 192</b>
mc 0,90 – Kg 75			

NOCE-FRASSINO / WALNUT-ASHWOOD

LETTO DA 160 CONTENITORE E RETE BASCULANTE  
160 CM WIDE STORAGE BED AND TILTING BED BASE UNIT WITH

**NEW**



SPAZIO UTILE CONTENITORE H. CM 12 – MISURE INTERNE 162X202  
STORAGE USEFUL SPACE H. CM 12 – INTERNAL DIMENSIONS 162X202

PFN5711K	OPTIONAL		
CAT. A ECOPELLE/ECONABUK ECOLEATHER/ECONABUK	CAT. B LINO/VELLUTO LINEN/VELVET	CAT. C PELLE LEATHER	PIEDI NICHEL NICKEL FEET
<b>3.910</b>	<b>3.994</b>	<b>5.331</b>	<b>+ 192</b>
mc 1,20 – Kg 90			

#### RETE A DOGHE SLATTED BED BASE


RETE 160x200 PER LETTI  
DA 160  
BED BASE 160x200 FOR  
160 CM WIDE BEDS



**ACS5160K**

**394**

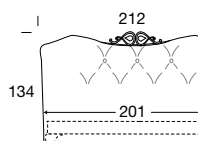
RETE 180x200 PER LETTI  
DA 180  
BED BASE 180x200 FOR  
180 CM WIDE BEDS



**ACS5180K**

**539**

#### GIROLETTO IMBOTTITO UPHOLSTERED SURROUND



LETTO DA 180  
180 CM WIDE BED

**NEW**



MISURE INTERNE 182X202 PER MATERASSO 180X200  
INTERNAL DIMENSIONS 182X202 FOR MATTRESS 180X200

PFN5721K	OPTIONAL		
CAT. A ECOPELLE/ECONABUK ECOLEATHER/ECONABUK	CAT. B LINO/VELLUTO LINEN/VELVET	CAT. C PELLE LEATHER	PIEDI NICHEL NICKEL FEET
<b>3.253</b>	<b>3.393</b>	<b>4.836</b>	<b>+ 192</b>
mc 0,95 – Kg 80			

NOCE-FRASSINO / WALNUT-ASHWOOD

LETTO DA 180 CONTENITORE E RETE BASCULANTE  
180 CM WIDE STORAGE BED AND TILTING BED BASE UNIT WITH

**NEW**



SPAZIO UTILE CONTENITORE H. CM 12 – MISURE INTERNE 182X202  
STORAGE USEFUL SPACE H. CM 12 – INTERNAL DIMENSIONS 182X202

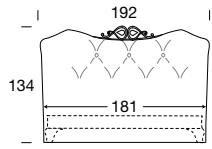
PFN5731K	OPTIONAL		
CAT. A ECOPELLE/ECONABUK ECOLEATHER/ECONABUK	CAT. B LINO/VELLUTO LINEN/VELVET	CAT. C PELLE LEATHER	PIEDI NICHEL NICKEL FEET
<b>3.983</b>	<b>4.117</b>	<b>5.573</b>	<b>+ 192</b>
mc 1,30 – Kg 80			



## LETTI BEDS

### LETTO SIBILLA VERSIONE GIROLETTO LEGNO E IMBOTTITO

### SIBILLA BED VERSION WITH WOODEN AND UPHOLSTERED BED SURROUND



NOCE-FRASSINO / WALNUT-ASHWOOD

LETTO DA 160  
160 CM WIDE BED



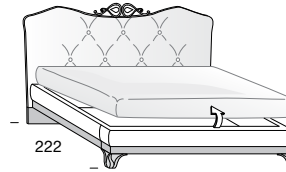
MISURE INTERNE 162X202 PER MATERASSO 160X200  
INTERNAL DIMENSIONS 162X202 FOR MATTRESS 160X200

PFN5321K			OPTIONAL
CAT. A	CAT. B	CAT. C	
ECOPELLE/ECONABUK ECOLEATHER/ECONABUK	LINO/VELLUTO LINEN/VELVET	PELLE LEATHER	PIEDI NICHEL NICKEL FEET
<b>3.326</b>	<b>3.460</b>	<b>4.859</b>	

+ 192

mc 0,90 – Kg 75

LETTO DA 160 CONTENITORE E RETE BASCULANTE  
160 CM WIDE STORAGE BED AND TILTING BED BASE UNIT WITH



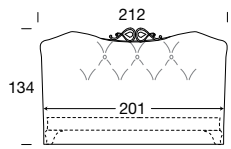
SPAZIO UTILE CONTENITORE H. CM 12 – MISURE INTERNE 162X202  
STORAGE USEFUL SPACE H. CM 12 – TERNAL DIMENSIONS 162X202

PFN5361K			OPTIONAL
CAT. A	CAT. B	CAT. C	
ECOPELLE/ECONABUK ECOLEATHER/ECONABUK	LINO/VELLUTO LINEN/VELVET	PELLE LEATHER	PIEDI NICHEL NICKEL FEET
<b>4.056</b>	<b>4.197</b>	<b>5.600</b>	

+ 192

mc 1,20 – Kg 90

LETTO DA 180  
180 CM WIDE BED



NOCE-FRASSINO / WALNUT-ASHWOOD



MISURE INTERNE 182X202 PER MATERASSO 180X200  
INTERNAL DIMENSIONS 182X202 FOR MATTRESS 180X200

PFN5401K			OPTIONAL
CAT. A	CAT. B	CAT. C	
ECOPELLE/ECONABUK ECOLEATHER/ECONABUK	LINO/VELLUTO LINEN/VELVET	PELLE LEATHER	PIEDI NICHEL NICKEL FEET
<b>3.460</b>	<b>3.528</b>	<b>5.016</b>	

+ 192

mc 0,95 – Kg 80

LETTO DA 180 CONTENITORE E RETE BASCULANTE  
180 CM WIDE STORAGE BED AND TILTING BED BASE UNIT WITH



SPAZIO UTILE CONTENITORE H. CM 12 – MISURE INTERNE 182X202  
STORAGE USEFUL SPACE H. CM 12 – TERNAL DIMENSIONS 182X202

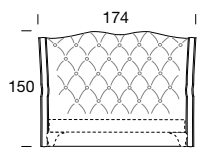
PFN5641K			OPTIONAL
CAT. A	CAT. B	CAT. C	
ECOPELLE/ECONABUK ECOLEATHER/ECONABUK	LINO/VELLUTO LINEN/VELVET	PELLE LEATHER	PIEDI NICHEL NICKEL FEET
<b>4.259</b>	<b>4.331</b>	<b>5.809</b>	

+ 192

mc 1,30 – Kg 80

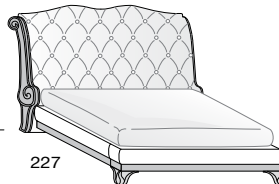
### LETTO RAISSA TESTIERA E GIROLETTO SUPERIORE IMBOTTITI

### RAISSA BED UPHOLSTERED TOP BED SURROUND AND PANEL



NOCE-FRASSINO / WALNUT-ASHWOOD

LETTO DA 160  
160 CM WIDE BED




MISURE INTERNE 162X197 PER MATERASSO 160X195  
INTERNAL DIMENSIONS 162X197 FOR MATTRESS 160X195

PFN5201K			OPTIONAL
CAT. A	CAT. B	CAT. C	
ECOPELLE/ECONABUK ECOLEATHER/ECONABUK	LINO/VELLUTO LINEN/VELVET	PELLE LEATHER	PIEDI NICHEL NICKEL FEET
<b>3.887</b>	<b>3.949</b>	<b>5.848</b>	

+ 192

mc 0,90 – Kg 75

LETTO DA 160 CONTENITORE E RETE BASCULANTE  
160 CM WIDE STORAGE BED AND TILTING BED BASE UNIT WITH



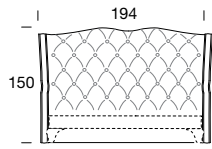
SPAZIO UTILE CONTENITORE H. CM 12 – MISURE INTERNE 162X197  
STORAGE USEFUL SPACE H. CM 12 – INTERNAL DIMENSIONS 162X197

PFN5241K			OPTIONAL
CAT. A	CAT. B	CAT. C	
ECOPELLE/ECONABUK ECOLEATHER/ECONABUK	LINO/VELLUTO LINEN/VELVET	PELLE LEATHER	PIEDI NICHEL NICKEL FEET
<b>4.623</b>	<b>4.691</b>	<b>6.589</b>	


+ 192

mc 1,15 – Kg 90

LETTO DA 180  
180 CM WIDE BED



NOCE-FRASSINO / WALNUT-ASHWOOD




MISURE INTERNE 182X197 PER MATERASSO 180X195  
INTERNAL DIMENSIONS 182X197 FOR MATTRESS 180X195

PFN5281K			OPTIONAL
CAT. A	CAT. B	CAT. C	
ECOPELLE/ECONABUK ECOLEATHER/ECONABUK	LINO/VELLUTO LINEN/VELVET	PELLE LEATHER	PIEDI NICHEL NICKEL FEET
<b>4.022</b>	<b>4.162</b>	<b>6.274</b>	

+ 192

mc 0,95 – Kg 80

LETTO DA 180 CONTENITORE E RETE BASCULANTE  
180 CM WIDE STORAGE BED AND TILTING BED BASE UNIT WITH



SPAZIO UTILE CONTENITORE H. CM 12 – MISURE INTERNE 182X197  
STORAGE USEFUL SPACE H. CM 12 – TERNAL DIMENSIONS 182X197

PFN5651K			OPTIONAL
CAT. A	CAT. B	CAT. C	
ECOPELLE/ECONABUK ECOLEATHER/ECONABUK	LINO/VELLUTO LINEN/VELVET	PELLE LEATHER	PIEDI NICHEL NICKEL FEET
<b>4.814</b>	<b>4.971</b>	<b>7.073</b>	

+ 192

mc 1,20 – Kg 80

### MAGGIORAZIONI E RIDUZIONI SURCHARGES AND REDUCTIONS

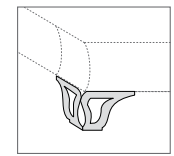
PER LONGHERONI PIÙ LUNGI  
O PIÙ CORTI APPLICARE  
MAGG. DEL + 15%  
FOR LONGER OR SHORTER  
SIDES PLEASE ADD THE  
FOLLOWING EXTRA CHARGE

### OPTIONAL OPTIONAL

+ 202  
SOLLEVAMENTO ORIZZONTALE  
HORIZONTAL LIFTING MECHANISM

KIT N. 2 PIEDI IN METALLO  
H. 18 CM PER LETTO  
NELLE FINITURE:  
NICHEL SPAZZOLATO  
BRONZO SPAZZOLATO  
OTTONE BRUNITO

KIT N. 2 METAL FEET H. 18 CM  
FOR BED IN FINISHES:  
BRUSHED NICKEL  
BRUSHED BRONZE  
BURNISHED BRASS




+ 506

### RETE A DOGHE SLATTED BED BASE

RETE 160x195 PER LETTI  
DA 160

BED BASE 160x195 FOR  
160 CM WIDE BEDS




ACS5170K

394

RETE 180x195 PER LETTI  
DA 180

BED BASE 180x195 FOR  
180 CM WIDE BEDS



ACS5190K

539

RETE 160x200 PER LETTI  
DA 160

BED BASE 160x200 FOR  
160 CM WIDE BEDS




ACS5160K

394

RETE 180x200 PER LETTI  
DA 180

BED BASE 180x200 FOR  
180 CM WIDE BEDS



ACS5180K

539

# PORTOFINO NOTTE - NIGHT

## ARMADI SCORREVOLI SLIDING DOOR WARDROBES

### ARMADIO PORTOFINO SCORREVOLE

CON TRAFORO CENTRALE

PORTOFINO WARDROBE  
WITH SLIDING DOOR  
WITH CENTRAL DECORATION

ATTREZZATURA INTERNA: 2 RIPIANI,  
4 TUBI APPENDIABILI

INTERIOR FITTINGS: 2 SHELVES,  
4 CLOTHES HANGING RAILS

MAGGIORAZIONE PER SCOCCA ARMADIO IN  
PANNELLO DI TAMBURATO  
INCREASE FOR WARDROBE STRUCTURE IN HOLLOW-  
CORE PANEL.

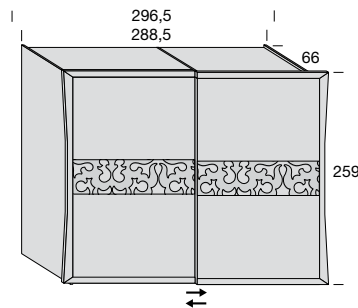
**+ 484**

MAGG. TRAFORO DI COLORE DIVERSO  
DAL FONDO  
SURCH. FOR DECORATION WITH  
DIFFERENT COLOUR FROM THE BOTTOM  
PANEL.

**+ 3%**

NOCE-FRASSINO / WALNUT-ASHWOOD

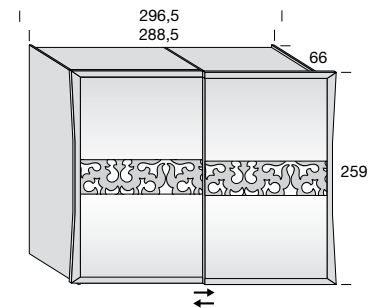
ARMADIO 2 ANTE SCORREVOLI  
WARDROBE WITH 2 WIDE SLIDING DOORS



PANNELLO LEGNO  
WOOD PANEL

<b>PFN8081K</b>	<b>OPTIONAL</b>
	ACS3100K L. 140
<b>5.803</b>	<b>+ 427</b>
mc 1,50 – Kg 262	mc 0,44 – Kg 54

ARMADIO 2 ANTE SCORREVOLI  
WARDROBE WITH 2 WIDE SLIDING DOORS



SPECIFICARE SE VETRO SERIGRAFATO MILLERIGHE O SPECCHIO ARGENTO O SPECCHIO BRONZO  
SPECIFY IF "MILLERIGHE" SCREEN-PRINTED GLASS OR BRONZE OR SILVER MIRROR

<b>PFN8001K</b>	<b>OPTIONAL</b>
	ACS3100K L. 140
<b>5.545</b>	<b>+ 427</b>
mc 1,50 – Kg 282	mc 0,44 – Kg 54

### ARMADIO PORTOFINO SCORREVOLE

CON TRAFORO CENTRALE

PORTOFINO WARDROBE  
WITH SLIDING DOOR  
WITH CENTRAL DECORATION

ATTREZZATURA INTERNA: 3 RIPIANI,  
6 TUBI APPENDIABILI

INTERIOR FITTINGS: 3 SHELVES,  
6 CLOTHES HANGING RAILS

MAGGIORAZIONE PER SCOCCA ARMADIO IN  
PANNELLO DI TAMBURATO  
INCREASE FOR WARDROBE STRUCTURE IN HOLLOW-  
CORE PANEL.

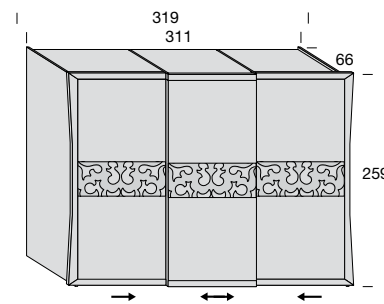
**+ 529**

MAGG. TRAFORO DI COLORE DIVERSO  
DAL FONDO  
SURCH. FOR DECORATION WITH  
DIFFERENT COLOUR FROM THE BOTTOM  
PANEL.

**+ 3%**

NOCE-FRASSINO / WALNUT-ASHWOOD

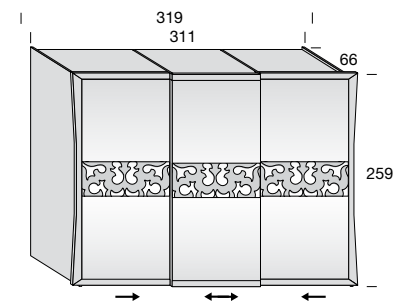
ARMADIO 3 ANTE SCORREVOLI  
WARDROBE WITH 2 WIDE SLIDING DOORS



PANNELLO LEGNO  
WOOD PANEL

<b>PFN8361K</b>	<b>OPTIONAL</b>
	ACS3110K L. 100
<b>7.764</b>	<b>+ 410</b>
mc 1,75 – Kg 300	mc 0,44 – Kg 42

ARMADIO 3 ANTE SCORREVOLI  
WARDROBE WITH 2 WIDE SLIDING DOORS



SPECIFICARE SE VETRO SERIGRAFATO MILLERIGHE O SPECCHIO ARGENTO O SPECCHIO BRONZO  
SPECIFY IF "MILLERIGHE" SCREEN-PRINTED GLASS OR BRONZE OR SILVER MIRROR

<b>PFN8341K</b>	<b>OPTIONAL</b>
	ACS3110K L. 100
<b>7.600</b>	<b>+ 410</b>
mc 1,75 – Kg 300	mc 0,44 – Kg 42

### ATTREZZATURA INTERNA ARMADIO SCORREVOLE DECORATIVO COLOR OLMO SBIANCATO

INTERIOR FITTINGS  
WARDROBE WITH SLIDING  
DOORS

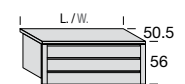
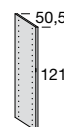
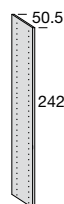
BLEACHED ELM COLOR  
DECORATION

DIVISORIO INTERNO SP. 2.5  
INTERNAL PARTITIONS TH. 2.5

DIVISORIO INTERNO SP. 2.5  
INTERNAL PARTITIONS TH. 2.5

KIT 2 LUCI LED VERTICALI H. 240  
KIT FOR 2 VERTICAL LED LIGHTS  
H. 240

CASSETTIERA "EASY" 3 CASSETTI  
"EASY" DRAWER UNIT WITH 3 DRAWERS



<b>ACS1022C</b>	<b>ACS1021C</b>
<b>377</b>	<b>202</b>
mc 0,10 – Kg 24	mc 0,05 – Kg 10

CON SENSORE E TRASFORMATORE (1 DX E 1 SX)  
WITH SENSOR AND TRANSFORMER (1 RH AND 1 LH)

GUIDE AMMORTIZZATE  
SOFT-CLOSE GUIDES

<b>ACS1080K</b>	<b>ACS3110K</b>	<b>ACS3100K</b>
	L.100	L.140
<b>579</b>	<b>410</b>	<b>427</b>
	mc 0,35 – Kg 42	mc 0,44 – Kg 54

STRUTTURA INTERNA DECORATIVO COLOR OLMO SBIANCATO ED ESTERNO NOCE TANGANICA O FRASSINO  
INTERNAL STRUCTURE IN BLEACHED ELM COLOR DECORATION AND EXTERNAL STRUCTURE IN TANGANICA WALNUT OR ASHWOOD

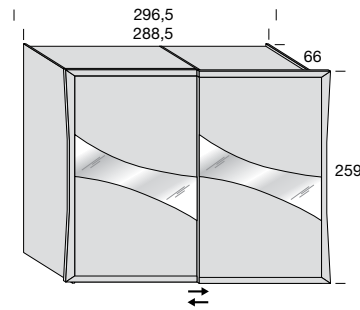
## ARMADIO CAPRI SCORREVOLE CAPRI SLIDING DOOR WARDROBE

ARMADIO 2 ANTE SCORREVOLI  
WARDROBE WITH 2 WIDE SLIDING DOORS

ATTREZZATURA INTERNA: 2 RIPIANI,  
4 TUBI APPENDIABILI  
INTERIOR FITTINGS: 2 SHELVES,  
4 CLOTHES HANGING RAILS

MAGGIORAZIONE PER SCOCCA ARMADIO IN  
PANNELLO DI TAMBURATO  
INCREASE FOR WARDROBE STRUCTURE IN HOLLOW-  
CORE PANEL.

**+ 484**



SPECCHIO ARGENTO  
SILVER MIRROR

PFN8101K

OPTIONAL

ACS3100K L. 140



NOCE-FRASSINO / WALNUT-ASHWOOD

5.450

**+ 427**

mc 1,50 - Kg 282

mc 0,44 - Kg 54

### MAGGIORAZIONI E RIDUZIONI SURCHARGES AND REDUCTIONS

RIDUZIONI SINGOLE  
SINGLE ADJUSTMENTS

LUNGHEZZA LENGTH	<b>+ 30%</b>
PROFONDITÀ DEPTH	
ALTEZZA HEIGHT	

RIDUZIONI COMBinate TRA LORO  
COMBINED ADJUSTMENTS

RIDUZIONE DI 2 O 3 MISURE REDUCTION OF 2 OR 3 DIMENSIONS	<b>+ 40%</b>
---	--------------

ES. RIDUZIONE IN LUNGHEZZA +  
PROFONDITÀ O PROFONDITÀ + ALTEZZA ECC.  
EX. OF REDUCTION IN LENGTH +  
DEPTH OR DEPTH + HEIGHT ETC.

MAGG. ANTA SPORGENTE A SX  
SURCH. FOR LH PROTRUDING DOOR **+ 5%**

PER ULTERIORI MODIFICHE  
RICHIEDERE PREVENTIVO  
FOR MODIFICATIONS  
ASK FOR AN ESTIMATE.

### OPTIONAL OPTIONAL

CASSETTIERA "EASY" 3 CASSETTI  
"EASY" DRAWER UNIT WITH 3 DRAWERS

CASSETTIERA 2 CASSETTI  
DRAWER UNIT WITH 2 DRAWERS

POSSIBILITÀ DI FRONTALE DIVERSO  
DALLA SCOCCA, SPECIFICARE LA  
FINITURA SCELTA

IN CASE OF FRONT DIFERENT FROM  
THE CARCASE CONSIDER THE  
HIGHER PRICE OF THE CHOOSEN  
FINISH

RIPIANI SP. 3,6 CM  
SHELVES TH. 3,6 CM

TUBO APPENDIABILI  
CLOTHES HANGING RAILS



ACS1014C ACS1013C ACS1012C ACS1016C ACS1011C

L. 45 L. 70 L. 90 L. 100 L. 140

**124 147 169 208 219**

mc 0,04 - Kg 4 mc 0,05 - Kg 8 mc 0,05 - Kg 11 mc 0,06 - Kg 13 mc 0,07 - Kg 15

ACS1104C ACS1103C ACS1102C ACS1106C ACS1101C

L. 45 L. 70 L. 90 L. 100 L. 140

**40 40 50 50 50**

# PORTOFINO NOTTE - NIGHT

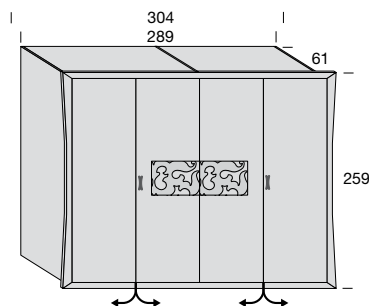
## ARMADI BATTENTE HINGED DOOR WARDROBES

### ARMADIO PORTOFINO BATTENTE H. 259 PORTOFINO WARDROBE WITH HINGED DOOR H. 259

**ATTREZZATURA INTERNA: 2 RIPIANI,  
4 TUBI APPENDIABILI**  
INTERIOR FITTINGS: 2 SHELVES,  
4 CLOTHES HANGING RAILS

MAGG. TRAFORO DI COLORE DIVERSO  
DAL FONDO  
SURCH. FOR DECORATION WITH  
DIFFERENT COLOUR FROM THE BOTTOM  
PANEL. **+ 3%**

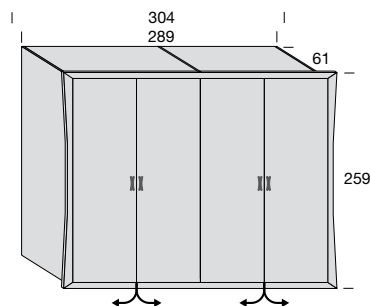
ARMADIO 4 ANTE BATTENTI  
WARDROBE WITH 4 HINGED DOORS



TRAFORO CENTRALE, SPECIFICARE IL TIPO DI MANGLIA SCELTA  
CENTRAL DECORATION, SPECIFY THE TYPE OF HANDLE CHOICE

PFN8021K	OPTIONAL
	ACS3100K L. 140
<b>6.499</b>	<b>+ 624</b>
mc 1,60 – Kg 260	mc 0,44 – Kg 54

ARMADIO 4 ANTE BATTENTI  
WARDROBE WITH 4 HINGED DOORS



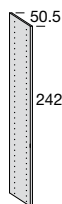
SPECIFICARE IL TIPO DI MANGLIA SCELTA  
SPECIFY THE TYPE OF HANDLE CHOICE

PFN8041K	OPTIONAL
	ACS3100K L. 140
<b>6.348</b>	<b>+ 624</b>
mc 1,60 – Kg 260	mc 0,44 – Kg 54

### ATTREZZATURA INTERNA ARMADIO BATTENTE FINITURA FRASSINO TINTA ACACIA

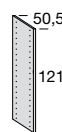
INTERIOR FITTINGS  
WARDROBE WITH HINGED  
DOORS  
ACACIA STAINED ASHWOOD FINISH

DIVISORIO INTERNO SP. 2.5  
INTERNAL PARTITIONS TH. 2.5



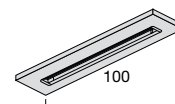
ACS1022C
<b>377</b>
mc 0,10 – Kg 24

DIVISORIO INTERNO SP. 2.5  
INTERNAL PARTITIONS TH. 2.5



ACS1021C
<b>208</b>
mc 0,05 – Kg 10

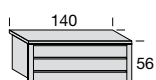
KIT 2 LUCI LED L. 100  
KIT FOR 2 LED LIGHTS W. 100



CON SENSORE E TRASFORMATORE (1 DX E 1 SX)  
WITH SENSOR AND TRANSFORMER (1 RH AND 1 LH)

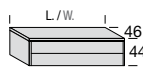
ACS1080K
<b>579</b>

CASSETTIERA "EASY" 3 CASSETTI  
"EASY" DRAWER UNIT WITH 3 DRAWERS



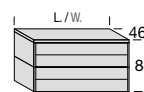
ACS1006K
L. 140
<b>624</b>
mc 0,44 – Kg 54

CASSETTIERA 2 CASSETTI  
DRAWER UNIT WITH 2 DRAWERS



ACS1004K	ACS1002K	ACS1000K
L. 70	L. 90	L. 140
<b>579</b>	<b>669</b>	<b>859</b>
mc 0,35 – Kg 15	mc 0,23 – Kg 22	mc 0,35 – Kg 30

CASSETTIERA 4 CASSETTI  
DRAWER UNIT WITH 4 DRAWERS

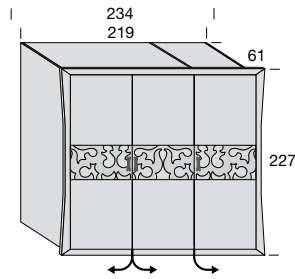


ACS1005K	ACS1003K	ACS1001K
L. 70	L. 90	L. 140
<b>1.006</b>	<b>1.141</b>	<b>1.533</b>
mc 0,65 – Kg 30	mc 0,41 – Kg 45	mc 0,62 – Kg 60

**ARMADIO PORTOFINO  
BATTENTE H. 227**  
PORTOFINO WARDROBE  
WITH HINGED DOOR H. 227

ARMADIO 3 ANTE BATTENTI  
WARDROBE WITH 3 HINGED DOORS

**ATTREZZATURA INTERNA: 2 RIPIANI,  
4 TUBI APPENDIABILI**  
INTERIOR FITTINGS: 2 SHELVES,  
4 CLOTHES HANGING RAILS



**MAGG. TRAFORO DI COLORE DIVERSO  
DAL FONDO**  
SURCH. FOR DECORATION WITH  
DIFFERENT COLOUR FROM THE BOTTOM  
PANEL. **+ 3%**

TRAFORO CENTRALE, SPECIFICARE IL TIPO DI MANGLIA SCELTA  
CENTRAL DECORATION, SPECIFY THE TYPE OF HANDLE CHOICE

	PFN8071K	OPTIONAL	
		L. 140	L. 70
<b>NOCE-FRASSINO / WALNUT-ASHWOOD</b>	<b>5.932</b>	<b>+ 624</b>	<b>+ 579</b>
	mc 1,20 – Kg 220	mc 0,44 – Kg 54	mc 0,35 – Kg 15

**MAGGIORAZIONI E RIDUZIONI  
SURCHARGES AND REDUCTIONS**

RIDUZIONI SINGOLE  
SINGLE ADJUSTMENTS

LUNGHEZZA LENGTH	<b>+ 30%</b>
PROFONDITÀ DEPTH	
ALTEZZA HEIGHT	

RIDUZIONI COMBinate TRA LORO  
COMBINED ADJUSTMENTS

RIDUZIONE DI 2 O 3 MISURE REDUCTION OF 2 OR 3 DIMENSIONS	<b>+ 40%</b>
---	--------------

ES. RIDUZIONE IN LUNGHEZZA +  
PROFONDITÀ O PROFONDITÀ + ALTEZZA ECC.  
EX. OF REDUCTION IN LENGTH +  
DEPTH OR DEPTH + HEIGHT ETC.

**PER ULTERIORI MODIFICHE  
RICHIEDERE PREVENTIVO  
FOR MODIFICATIONS  
ASK FOR AN ESTIMATE.**

**OPTIONAL  
OPTIONAL**

CASSETTIERA "EASY" 3 CASSETTI  
"EASY" DRAWER UNIT WITH 3 DRAWERS

CASSETTIERA 2 CASSETTI  
DRAWER UNIT WITH 2 DRAWERS

**POSSIBILITÀ DI FRONTALE DIVERSO  
DALLA SCOCCA, SPECIFICARE LA  
FINITURA SCELTA**

IN CASE OF FRONT DIFERENT FROM  
THE CARCASE CONSIDER THE  
HIGHER PRICE OF THE CHOOSEN  
FINISH

# PORTOFINO NOTTE - NIGHT

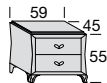
COMODINO, COMÒ, SETTIMINO, SPECCHIERE E TOILETTE

BEDSIDE TABLE, CHEST OF DRAWERS, 6-DRAWER CHEST MIRRORS AND DRESSING TABLE

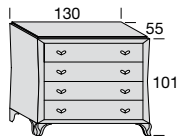
## COMODINO, COMÒ, SETTIMINO PORTOFINO

PORTOFINO BEDSIDE TABLE, CHEST OF DRAWER AND 6-DRAWER CHEST

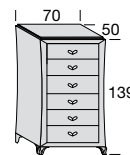
COMODINO 2 CASSETTI  
BEDSIDE TABLE WITH 2 DRAWERS



COMÒ 4 CASSETTI  
4-DRAWER CHEST



SETTIMINO 6 CASSETTI  
6-DRAWERS UNIT



LE RIDUZIONI IN ALTEZZA SONO DA VALUTARE SINGOLARMENTE  
HEIGHT REDUCTION HAVE TO BE EVALUATE SEPARATELY

SPORGENZA PIEDINI LEGNO CM 0.5 PER LATO  
WOODEN FEET PROTRUSION CM 0.5 FOR SIDE

PFN7001K	OPTIONAL
	PIEDI NICHEL NICKEL FEET
<b>1.146</b>	<b>+ 192</b>
mc 0,18 – Kg 25	

SPORGENZA PIEDINI LEGNO CM 2.5 PER LATO  
WOODEN FEET PROTRUSION CM 2.5 FOR SIDE

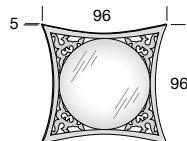
PFN6001K	OPTIONAL
	PIEDI NICHEL NICKEL FEET
<b>2.691</b>	<b>+ 236</b>
mc 0,83 – Kg 80	

SPORGENZA PIEDINI LEGNO CM 0.5 PER LATO  
WOODEN FEET PROTRUSION CM 0.5 FOR SIDE

PFN6041K	OPTIONAL
	PIEDI NICHEL NICKEL FEET
<b>2.691</b>	<b>+ 192</b>
mc 0,60 – Kg 72	

## SPECCHIERE MIRRORS

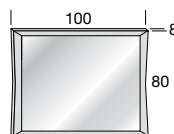
SPECCHIERA PORTOFINO  
PORTOFINO MIRROR



TRAFORATA  
PERFORATED

PFN9001K
<b>786</b>
mc 0,10 – Kg 16

SPECCHIERA ELIOS  
ELIOS MIRROR

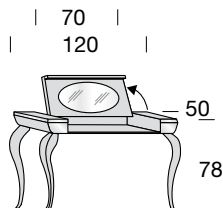


CORNICE IN LEGNO  
WOODEN FRAME

DCN9010K
<b>618</b>
mc 0,08 – Kg 14

## TOILETTE PORTOFINO PORTOFINO DRESSING TABLE

TOILETTE  
DRESSING TABLE



PFN7811K
<b>2.691</b>
mc 0,55 – Kg 30

### MAGGIORAZIONI E RIDUZIONI SURCHARGES AND REDUCTIONS

RIDUZIONI SINGOLE  
SINGLE ADJUSTMENTS

LUNGHEZZA LENGTH	+ 30%
PROFONDITÀ DEPTH	
NO RIDUZIONI IN ALTEZZA HEIGHT REDUCTIONS NOT POSSIBLE	

RIDUZIONI COMBinate TRA LORO  
COMBINED ADJUSTMENTS

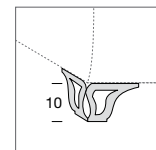
LUNGHEZZA + PROFONDITÀ LENGTH + DEPTH	+ 40%
--	-------

### OPTIONAL OPTIONAL

KIT PIEDI IN METALLO PER  
COMODINO E SETTIMINO  
CON MANIGLIE ABBINATE  
IN FINITURA:  
NICHEL SPAZZOLATO  
BRONZO SPAZZOLATO  
OTTONE BRUNITO

METAL FEET KIT FOR BEDSIDE  
TABLE AND 6-DRAWERS CHEST  
WITH MATCHING HANDLES  
IN FINISH:

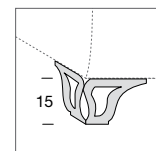
BRUSHED NICKEL  
BRUSHED BRONZE  
BURNISHED BRASS



**+ 697**

KIT PIEDI IN METALLO PER  
COMO' CON MANIGLIE  
ABBINATE IN FINITURA:  
NICHEL SPAZZOLATO  
BRONZO SPAZZOLATO  
OTTONE BRUNITO

METAL FEET KIT FOR CHEST  
OF DRAWER WITH MATCHING  
HANDLES IN FINISH:  
BRUSHED NICKEL  
BRUSHED BRONZE  
BURNISHED BRASS



**+ 966**

## VETRINE E SEDIE DISPLAY UNITS AND CHAIRS

### VETRINA PORTOFINO CON TRAFORO LEGNO

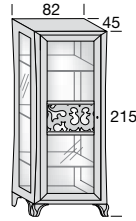
#### PORTOFINO DISPLAY UNIT WITH WOODEN DECORATION

N.B.: SPORGENZA PIEDINI CM 2.5 PER LATO  
N.B.: FEET PROTRUSION CM 2.5 FOR SIDE

LE RIDUZIONI IN ALTEZZA  
SONO DA VALUTARE SINGOLARMENTE  
HEIGHT REDUCTION  
HAVE TO BE EVALUATE SEPARATELY

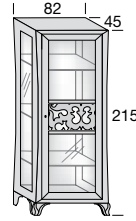
NOCE-FRASSINO / WALNUT-ASHWOOD

VETRINA 1 ANTA SX  
DISPLAY UNIT WITH 1 DOOR LH



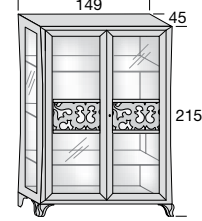
PFG3101K	OPTIONAL
2.349	1 LED   PIEDI NICHEL NICKEL FEET
+107	+236
mc 0,95 – Kg 66	

VETRINA 1 ANTA DX  
DISPLAY UNIT WITH 1 DOOR RH



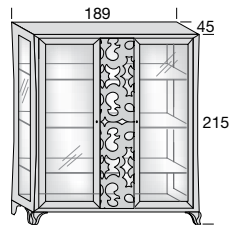
PFG3001K	OPTIONAL
2.349	1 LED   PIEDI NICHEL NICKEL FEET
+107	+236
mc 0,95 – Kg 66	

VETRINA 2 ANTE  
DISPLAY UNIT WITH 2 DOORS



PFG3081K	OPTIONAL
3.230	2 LED   PIEDI NICHEL NICKEL FEET
+214	+236
mc 1,55 – Kg 90	

VETRINA 2 ANTE  
DISPLAY UNIT WITH 2 DOORS



PFG3051K	OPTIONAL
3.927	2 LED   PIEDI NICHEL NICKEL FEET
+214	+236
mc 0,85 – Kg 105	

N.B.: SPORGENZA PIEDINI CM 2.5 PER LATO  
N.B.: FEET PROTRUSION CM 2.5 FOR SIDE

LE RIDUZIONI IN ALTEZZA  
SONO DA VALUTARE SINGOLARMENTE  
HEIGHT REDUCTION  
HAVE TO BE EVALUATE SEPARATELY

NOCE-FRASSINO / WALNUT-ASHWOOD

### VETRINA PORTOFINO WOOD CON PANNELLO TRAFORATO


#### PORTOFINO WOOD DISPLAY UNIT WITH PERFORATED PANEL

N.B.: SPORGENZA PIEDINI CM 2.5 PER LATO  
N.B.: FEET PROTRUSION CM 2.5 FOR SIDE

LE RIDUZIONI IN ALTEZZA  
SONO DA VALUTARE SINGOLARMENTE  
HEIGHT REDUCTION  
HAVE TO BE EVALUATE SEPARATELY

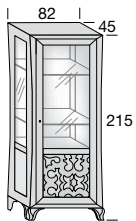
NOCE-FRASSINO / WALNUT-ASHWOOD

VETRINA 1 ANTA SX  
DISPLAY UNIT WITH 1 DOOR LH



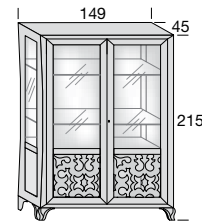
PFG3111K	OPTIONAL
2.674	1 LED   PIEDI NICHEL NICKEL FEET
+107	+236
mc 0,95 – Kg 66	

VETRINA 1 ANTA DX  
DISPLAY UNIT WITH 1 DOOR RH



PFG3011K	OPTIONAL
2.674	1 LED   PIEDI NICHEL NICKEL FEET
+107	+236
mc 0,95 – Kg 66	

VETRINA 2 ANTE  
DISPLAY UNIT WITH 2 DOORS

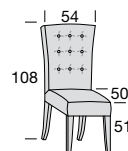


PFG3021K	OPTIONAL
3.859	2 LED   PIEDI NICHEL NICKEL FEET
+214	+236
mc 1,55 – Kg 90	

### SEDIE IMBOTTITE

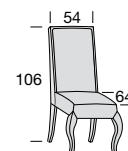
#### CHAIRS UPHOLSTERED

SEDIA PENELOPE  
PENELOPE CHAIR



CML1011K		
CAT. A	CAT. B	CAT. C
ECOPELLE/ECONABUK ECOLEATHER/ECONABUK	LINO/VELLUTO LINEN/VELVET	PELLE LEATHER
596	652	719

SEDIA COCÒ  
COCÒ CHAIR




CML1401K		
CAT. A	CAT. B	CAT. C
ECOPELLE/ECONABUK ECOLEATHER/ECONABUK	LINO/VELLUTO LINEN/VELVET	PELLE LEATHER
607	742	893

NOCE-FRASSINO / WALNUT-ASHWOOD

mc 0,37 – Kg 10

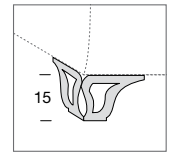
mc 0,37 – Kg 12

### OPTIONAL OPTIONAL



KIT PIEDI IN METALLO  
PER VETRINA CON CHIAVI  
ABBINATE IN FINITURA:  
NICHEL SPAZZOLATO  
BRONZO SPAZZOLATO  
OTTONE BRUNITO

METAL FEET KIT FOR DISPLAY UNIT  
WITH MATCHING KEYS IN FINISH:  
BRUSHED NICKEL  
BRUSHED BRONZE  
BURNISHED BRASS



+ 966

# PORTOFINO GIORNO - DAY

## CREDENZE, TAVOLI E TAVOLINI

### SIDEBOARDS, TABLES AND COFFEE TABLES

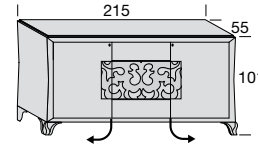
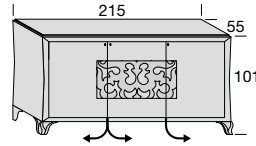
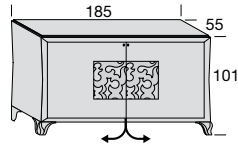
#### CREDENZE PORTOFINO PORTOFINO SIDEBOARDS

CREDENZA 2 ANTE BATTENTI  
SIDEBOARD WITH 2 HINGED DOORS

CREDENZA 3 ANTE BATTENTI  
SIDEBOARD WITH 3 HINGED DOORS

CREDENZA 2 ANTE BATTENTI  
E 4 CASSETTI  
SIDEBOARD WITH 2 HINGED DOORS  
AND 4 DRAWERS

RIPIANI LEGNO AL POSTO DI VETRO  
WOODEN SHELVES INSTEAD OF GLASS SHELVES + 150



N.B.: SPORGENZA PIEDINI CM 2.5 PER LATO  
N.B.: FEET PROTRUSION CM 2.5 FOR SIDE

LE RIDUZIONI IN ALTEZZA  
SONO DA VALUTARE SINGOLARMENTE  
HEIGHT REDUCTION  
HAVE TO BE EVALUATE SEPARATELY

2 RIPIANI VETRO  
2 GLASS SHELVES

PFG2001K	OPTIONAL
	PIEDI NICHEL NICKEL FEET
<b>3.101</b>	<b>+ 236</b>

mc 1,20 - Kg 86

3 RIPIANI VETRO  
3 GLASS SHELVES

PFG2061K	OPTIONAL
	PIEDI NICHEL NICKEL FEET
<b>3.286</b>	<b>+ 236</b>

mc 1,40 - Kg 96

2 RIPIANI VETRO  
2 GLASS SHELVES

PFG2051K	OPTIONAL
	PIEDI NICHEL NICKEL FEET
<b>3.887</b>	<b>+ 236</b>

mc 1,40 - Kg 96

NOCE-FRASSINO / WALNUT-ASHWOOD

#### TAVOLO PORTOFINO PORTOFINO TABLE

TAVOLO QUADRATO FISSO  
SQUARE FIXED TABLE

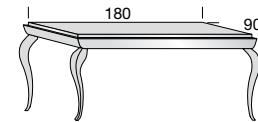
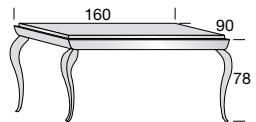
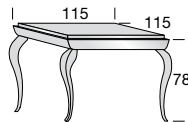
TAVOLO RETTANGOLARE FISSO  
RECTANGULAR FIXED TABLE

TAVOLO RETTANGOLARE FISSO  
RECTANGULAR FIXED TABLE

NEW

NEW

NEW



N.B.: SPORGENZA GAMBE CM 2.5 PER LATO  
N.B.: LEG PROTRUSION CM 2.5 FOR SIDE

PFG4201K
<b>2.107</b>

mc 0,32 - Kg 40

PFG4231K
<b>2.202</b>

mc 0,35 - Kg 47

PFG4221K
<b>2.421</b>

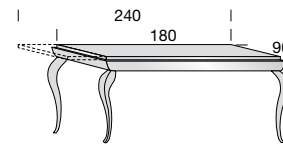
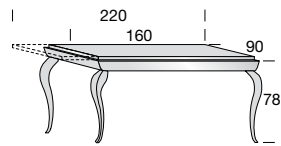
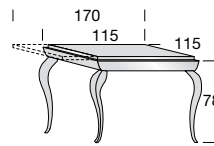
mc 0,38 - Kg 50

NOCE-FRASSINO / WALNUT-ASHWOOD

TAVOLO QUADRATO ALLUNGABILE  
SQUARE EXTENDING TABLE

TAVOLO RETTANGOLARE ALLUNGABILE  
RECTANGULAR EXTENDING TABLE

TAVOLO RETTANGOLARE ALLUNGABILE  
RECTANGULAR EXTENDING TABLE



N.B.: SPORGENZA GAMBE CM 2.5 PER LATO  
N.B.: LEG PROTRUSION CM 2.5 FOR SIDE

ALLUNGA DA 55  
55 CM WIDE EXTENSION

PFG4001K
<b>2.679</b>

mc 0,32 - Kg 40

ALLUNGA DA 60  
60 CM WIDE EXTENSION

PFG4031K
<b>2.758</b>

mc 0,35 - Kg 47

ALLUNGA DA 60  
60 CM WIDE EXTENSION

PFG4021K
<b>3.045</b>

mc 0,38 - Kg 50

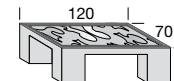
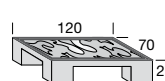
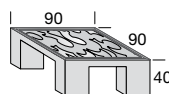
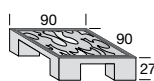
NOCE-FRASSINO / WALNUT-ASHWOOD

#### TAVOLINO PORTOFINO TRAFORO LEGNO

#### PORTOFINO SMALL TABLE WOODEN DECORATION

NEW

NEW



VETRO SU TOP  
GLASS ON TOP

PFG4550K
<b>1.203</b>

mc 0,26 - Kg 40

VETRO SU TOP  
GLASS ON TOP

PFG4570K
<b>1.320</b>

mc 0,38 - Kg 45

VETRO SU TOP  
GLASS ON TOP

PFG4560K
<b>1.343</b>

mc 0,29 - Kg 34

VETRO SU TOP  
GLASS ON TOP

PFG4580K
<b>1.472</b>

mc 0,44 - Kg 38

NOCE-FRASSINO / WALNUT-ASHWOOD

#### MAGGIORAZIONI E RIDUZIONI SURCHARGES AND REDUCTIONS

RIDUZIONI SINGOLE  
SINGLE ADJUSTMENTS

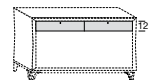
LUNGHEZZA LENGTH	+ 30%
PROFONDITÀ DEPTH	+ 30%
NO RIDUZIONI IN ALTEZZA HEIGHT REDUCTIONS NOT POSSIBLE	

RIDUZIONI COMBinate TRA LORO  
COMBINED ADJUSTMENTS

LUNGHEZZA + PROFONDITÀ LENGTH + DEPTH	+ 40%
--	-------

OPTIONAL  
OPTIONAL

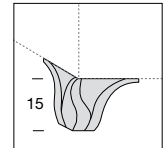
CASSETTIERA INTERNA  
PER CREDENZA 2  
CASSETTI  
DRAWERS UNIT WITH 2  
DRAWERS FOR SIDEBOARD



ACS2000K

534

KIT PIEDI INTAGLIATI H.15 CM  
KIT FOR CARVED FEET H. 15 CM

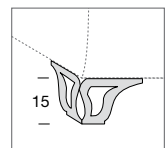


ACS4001K

259

KIT PIEDI IN METALLO PER  
CREDENZE CON CHIAVI E  
MANGIE ABBINATE  
IN FINITURA:  
NICHEL SPAZZOLATO  
BRONZO SPAZZOLATO  
OTTONE BRUNITO

METAL FEET KIT FOR SIDEBOARDS  
WITH KEYS AND MATCHING  
HANDLES IN FINISH  
BRUSHED NICKEL  
BRUSHED BRONZE  
BURNISHED BRASS



+ 966

PER MODIFICHE E  
RIDUZIONI TAVOLI,  
RICHIEDERE PREVENTIVO  
FOR TABLE MODIFICATIONS  
AND REDUCTIONS, ASK FOR  
AN ESTIMATE

RIDUZIONI TAVOLINI  
SMALL TABLE REDUCTIONS

1 RIDUZIONE 1 REDUCTION	+ 30%
2 RIDUZIONI 2 REDUCTIONS	+ 40%

BICOLORE TAVOLINO  
BICOLOR SMALL TABLE

FONDO DEL DECORO +  
TRAFORO DI COLORE  
DIVERSO DALLA STRUTTURA  
BOTTOM PANEL +  
DECORATION IN A DIFFERENT  
COLOUR FROM THE  
STRUCTURE

+ 5%

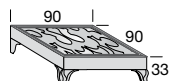


TAVOLINI, CONSOLLE, PORTA TV E MADIE  
COFFEE TABLES, CONSOLE, TV UNIT AND CUPBOARDS

**TAVOLINO  
CAPRI**  
TRAFORO LEGNO  
**CAPRI  
SMALL TABLE**  
WOODEN DECORATION

PIEDE INTAGLIO  
CARVED FOOT

**NEW**



VETRO SU TOP  
GLASS ON TOP

PFG4571K

OPTIONAL

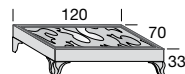
1.511

+ 236

mc 0,27 - Kg 30

PIEDE INTAGLIO  
CARVED FOOT

**NEW**



VETRO SU TOP  
GLASS ON TOP

PFG4581K

OPTIONAL

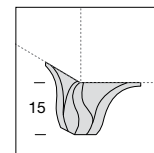
1.646

+ 236

mc 0,28 - Kg 32

OPTIONAL  
OPTIONAL

KIT PIEDI INTAGLIATI H.15 CM  
KIT FOR CARVED FEET H. 15 CM

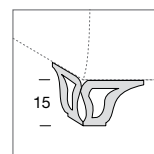


ACS4001K

259

KIT PIEDI IN METALLO PER  
TAVOLINI IN FINITURA:  
NICHEL SPAZZOLATO  
BRONZO SPAZZOLATO  
OTTONE BRUNITO

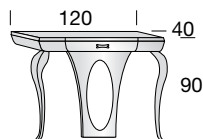
METAL FEET KIT FOR FINISHED  
COFFEE TABLES:  
BRUSHED NICKEL  
BRUSHED BRONZE  
BURNISHED BRASS



+ 843

**CONSOLLE PORTOFINO**  
PORTOFINO CONSOLE

CONSOLLE 1 CASSETTO  
CONSOLE WITH 1 DRAWER



PFN7841K

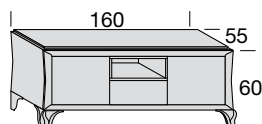
NOCE-FRASSINO / WALNUT-ASHWOOD

2.050

mc 0,15 - Kg 33

**PORTA TV PORTOFINO**  
PORTOFINO TV UNIT

BASE PORTA TV 2 ANTE, 1 CASSETTO E VANO  
A GIORNO  
TV BASE UNIT WITH 2 DOORS, 1 DRAWER  
AND OPEN COMPART.



FIANCHI SAGOMATI, APERTURA PUSH-PULL  
SHAPED SIDE PANELS, PUSH PULL OPENING

PFG7801K

OPTIONAL

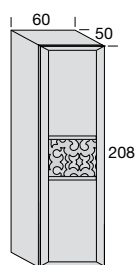
2.399

+ 236

mc 0,68 - Kg 56

**CAPPOTTIERA PORTOFINO**  
PORTOFINO COAT

1 ANTA, 1 RIPIANO LEGNO E 1 TUBO APPENDIABITI  
1 DOOR, 1 WOODEN SHELF AND 1 CLOTHES HANGING RAIL



DX / RH  
SX / LH

PFG7821K

OPTIONAL

PFG7921K

ACS4001K

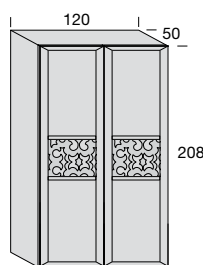
PIEDI INTAGLIO H. 15 CM  
CARVED FEET H. 15 CM

2.214

+ 259

mc 0,75 - Kg 50

2 ANTE, 1 RIPIANO LEGNO E 1 TUBO APPENDIABITI  
2 DOORS, 1 WOODEN SHELF AND 1 CLOTHES HANGING RAIL



PFG7831K

OPTIONAL

3.151

+ 259

mc 1,50 - Kg 70

NOCE-FRASSINO / WALNUT-ASHWOOD

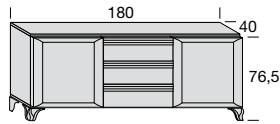
## MADIE DISPLAY UNITS

### MADIA CON PIEDE INTAGLIO H. 76,5 P. 40

CUPBOARD WITH CARVED  
FOOT H. 76,5 D. 40

**NEW**

2 ANTE LEGNO, 3 CASSETTI, 2 RIPIANI VETRO  
2 WOODEN DOORS, 3 DRAWERS, 2 GLASS SHELVES

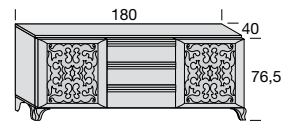


APERTURA PUSH-PULL  
PUSH PULL OPENING

PFC6101K	OPTIONAL
	PIEDI NICHEL NICKEL FEET
<b>2.511</b>	<b>+ 236</b>
mc 0,54 – Kg 80	

NOCE-FRASSINO / WALNUT-ASHWOOD

2 ANTE TRAFORATE, 3 CASSETTI, 2 RIPIANI VETRO  
2 PERFORATED DOORS, 3 DRAWERS, 2 GLASS SHELVES

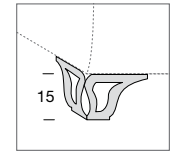


APERTURA PUSH-PULL  
PUSH PULL OPENING

PFC6201K	OPTIONAL
	PIEDI NICHEL NICKEL FEET
<b>2.854</b>	<b>+ 236</b>
mc 0,54 – Kg 80	

**OPTIONAL  
OPTIONAL**

KIT N. 4 PIEDI IN METALLO  
PER MADIE NELLE FINITURE:  
NICHEL SPAZZOLATO  
BRONZO SPAZZOLATO  
OTTONE BRUNITO  
KIT N. 4 METAL FEET  
FOR CUPBOARDS IN FINISHES:  
BRUSHED NICKEL  
BRUSHED BRONZE  
BURNISHED BRASS



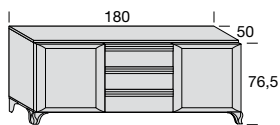
**+ 843**

### MADIA CON PIEDE INTAGLIO H. 76,5 P. 50

CUPBOARD WITH CARVED  
FOOT H. 76,5 D. 50

**NEW**

2 ANTE LEGNO, 3 CASSETTI, 2 RIPIANI VETRO  
2 WOODEN DOORS, 3 DRAWERS, 2 GLASS SHELVES

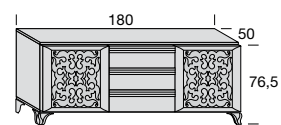


APERTURA PUSH-PULL  
PUSH PULL OPENING

PFC6105K	OPTIONAL
	PIEDI NICHEL NICKEL FEET
<b>2.714</b>	<b>+ 236</b>
mc 0,67 – Kg 100	

NOCE-FRASSINO / WALNUT-ASHWOOD

2 ANTE TRAFORATE, 3 CASSETTI, 2 RIPIANI VETRO  
2 PERFORATED DOORS, 3 DRAWERS, 2 GLASS SHELVES



APERTURA PUSH-PULL  
PUSH PULL OPENING

PFC6205K	OPTIONAL
	PIEDI NICHEL NICKEL FEET
<b>3.051</b>	<b>+ 236</b>
mc 0,67 – Kg 100	

BARRA LED A BASSO  
CONSUMO  
ACCENSIONE TOUCH  
IN ALLUMINIO L. 37.2  
LOW CONSUMPTION LED  
BAR  
TOUCH SWITCH  
IN ALUMINIUM W. 37.2



**ZZZFE22001**

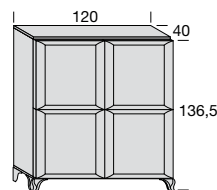
**152**

### MADIA CON PIEDE INTAGLIO H. 136,5 P. 40

CUPBOARD WITH CARVED  
FOOT H. 136,5 P. 40

**NEW**

4 ANTE LEGNO, 4 RIPIANI VETRO  
4 WOODEN DOORS, 4 GLASS SHELVES

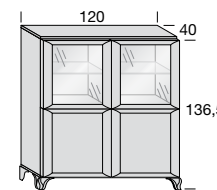


APERTURA PUSH-PULL  
PUSH PULL OPENING

PFC6121K	OPTIONAL
	PIEDI NICHEL NICKEL FEET
<b>2.387</b>	<b>+ 236</b>
mc 0,70 – Kg 52	

NOCE-FRASSINO / WALNUT-ASHWOOD

2 ANTE VETRO, 2 ANTE LEGNO, 4 RIPIANI VETRO  
2 GLASS DOORS, 2 WOODEN DOORS, 4 GLASS SHELVES



APERTURA PUSH-PULL  
PUSH PULL OPENING

PFC6141K	OPTIONAL
	PIEDI NICHEL NICKEL FEET
<b>2.387</b>	<b>+ 236</b>
mc 0,70 – Kg 52	

ALIMENTATORE  
POWER SUPPLY



**ZZZFE22002**

**62**

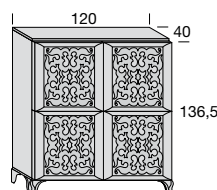
COLLEGAMENTO  
A CARICO DEL CLIENTE  
CONNECTIONS  
TO BE MADE BY  
THE CUSTOMER.

### MADIA CON PIEDE INTAGLIO H. 136,5 P. 40

CUPBOARD WITH CARVED  
FOOT H. 136,5 P. 40

**NEW**

4 ANTE TRAFORATE, 4 RIPIANI VETRO  
4 PERFORATED DOORS, 4 GLASS SHELVES

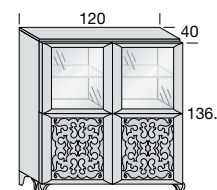


APERTURA PUSH-PULL  
PUSH PULL OPENING

PFC6161K	OPTIONAL
	PIEDI NICHEL NICKEL FEET
<b>3.011</b>	<b>+ 236</b>
mc 0,70 – Kg 52	

NOCE-FRASSINO / WALNUT-ASHWOOD

2 ANTE VETRO, 2 ANTE TRAFORATE, 4 RIPIANI VETRO  
2 GLASS DOORS, 2 PERFORATED DOORS, 4 GLASS SHELVES



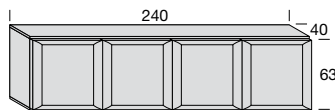
APERTURA PUSH-PULL  
PUSH PULL OPENING

PFC6151K	OPTIONAL
	PIEDI NICHEL NICKEL FEET
<b>2.871</b>	<b>+ 236</b>
mc 0,70 – Kg 52	

## MADIE DISPLAY UNITS

### MADIA H. 63 P. 40 CUPBOARD H. 63 D. 40

4 ANTE LEGNO, 2 RIPIANI VETRO  
4 WOODEN DOORS, 2 GLASS SHELVES



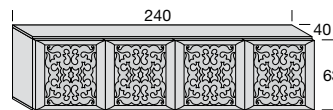
APERTURA PUSH-PULL  
PUSH PULL OPENING

PFC6111K	OPTIONAL	
	PIEDI INTAGLIO H. 15 CM CARVED FEET H. 15 CM	PIEDI NICHEL NICKEL FEET
<b>2.494</b>	<b>+ 259</b>	<b>+ 236</b>

NOCE-FRASSINO / WALNUT-ASHWOOD

mc 0,72 – Kg 112

4 ANTE TRAFORATE, 2 RIPIANI VETRO  
4 PERFORATED DOORS, 2 GLASS SHELVES



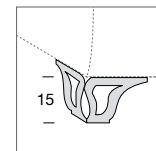
APERTURA PUSH-PULL  
PUSH PULL OPENING

PFC6181K	OPTIONAL	
	PIEDI INTAGLIO H. 15 CM CARVED FEET H. 15 CM	PIEDI NICHEL NICKEL FEET
<b>3.236</b>	<b>+ 259</b>	<b>+ 236</b>

mc 0,72 – Kg 112

#### OPTIONAL OPTIONAL

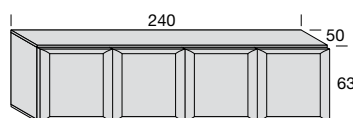
KIT N. 4 PIEDI IN METALLO  
PER MADIE NELLE FINITURE:  
**NICHEL SPAZZOLATO**  
**BRONZO SPAZZOLATO**  
**OTTONE BRUNITO**  
KIT N. 4 METAL FEET  
FOR CUPBOARDS IN FINISHES:  
BRUSHED NICKEL  
BRUSHED BRONZE  
BURNISHED BRASS



**+ 843**

### MADIA H. 63 P. 50 CUPBOARD H. 63 D. 50

4 ANTE LEGNO, 2 RIPIANI VETRO  
4 WOODEN DOORS, 2 GLASS SHELVES



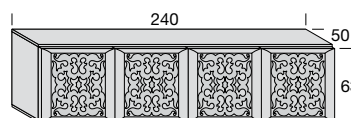
APERTURA PUSH-PULL  
PUSH PULL OPENING

PFC6115K	OPTIONAL	
	PIEDI INTAGLIO H. 15 CM CARVED FEET H. 15 CM	PIEDI NICHEL NICKEL FEET
<b>2.753</b>	<b>+ 259</b>	<b>+ 236</b>

NOCE-FRASSINO / WALNUT-ASHWOOD

mc 0,90 – Kg 140

4 ANTE TRAFORATE, 2 RIPIANI VETRO  
4 PERFORATED DOORS, 2 GLASS SHELVES



APERTURA PUSH-PULL  
PUSH PULL OPENING

PFC6185K	OPTIONAL	
	PIEDI INTAGLIO H. 15 CM CARVED FEET H. 15 CM	PIEDI NICHEL NICKEL FEET
<b>3.500</b>	<b>+ 259</b>	<b>+ 236</b>

mc 0,90 – Kg 140

BARRA LED A BASSO  
CONSUMO  
ACCENSIONE TOUCH  
IN ALLUMINIO L. 37.2  
LOW CONSUMPTION LED  
BAR  
TOUCH SWITCH  
IN ALUMINIUM W. 37.2



**ZZZFE22001**

**152**

ALIMENTATORE  
POWER SUPPLY



**ZZZFE22002**

**62**

COLLEGAMENTO  
A CARICO DEL CLIENTE  
CONNECTIONS  
TO BE MADE BY  
THE CUSTOMER.

### COMPOSIZIONE 154

#### COMPOSITION 154

PAG. 92-93 CATALOGO "MODOZINE" E PAG. 6-7 "PORTOFINO NEW"

PAGE 92-93 "MODOZINE" CATALOGUE AND PAGE 6-7 "PORTOFINO NEW"

		NOCE FRASSINO	
1	<b>PFN5321K</b>	LETTO SIBILLA DA 160 IMBOTTITO RIVESTITO IN ECONABUK CAT. A 160 CM WIDE SIBILLA UPHOLSTERED BED WITH ECONABUK COVER CAT. A	3.326
1	<b>PFN6001K</b>	COMO 4 CASSETTI 4-DRAWER CHEST	2.691
2	<b>PFN7001K</b>	COMODINO 2 CASSETTI BEDSIDE TABLE WITH 2 DRAWERS	2.292
1	<b>PFN8001K</b>	ARMADIO 2 ANTE SCORREVOLI E TRAFORO CENTRALE WARDROBE WITH 2 SLIDING DOORS AND CENTRAL DECORATION	5.545
<b>PREZZO TOTALE COMPOSIZIONE</b> TOTAL PRICE FOR COMPOSITION		<b>13.854</b>	



### COMPOSIZIONE 161

#### COMPOSITION 161

PAG. 40-41 CATALOGO "PORTOFINO" E PAG. 20-21 "PORTOFINO NEW"

PAGE 40-41 "PORTOFINO" CATALOGUE AND PAGE 20-21 "PORTOFINO NEW"

		NOCE FRASSINO	
1	<b>PFN5321K</b>	LETTO SIBILLA DA 160 IMBOTTITO RIVESTITO IN ECOPELLE CAT. A 160 CM WIDE SIBILLA UPHOLSTERED BED WITH ECOLEATHER COVER CAT. A	3.326
1	<b>PFN6001K</b>	COMO 4 CASSETTI 4-DRAWER CHEST	2.691
2	<b>PFN7001K</b>	COMODINO 2 CASSETTI BEDSIDE TABLE WITH 2 DRAWERS	2.292
<b>PREZZO TOTALE COMPOSIZIONE</b> TOTAL PRICE FOR COMPOSITION		<b>8.309</b>	



### COMPOSIZIONE 157

#### COMPOSITION 157

PAG. 14-15 CATALOGO "PORTOFINO" E PAG. 28-29 "PORTOFINO NEW"

PAGE 14-15 "PORTOFINO" CATALOGUE AND PAGE 28-29 "PORTOFINO NEW"

		NOCE FRASSINO	
1	<b>PFN5001K</b>	LETTO PORTOFINO DA 160 CON PANNELLO TRAFORATO 160 CM WIDE PORTOFINO BED WITH PERFORATED PANEL	3.068
1	<b>PFN6001K</b>	COMO 4 CASSETTI 4-DRAWER CHEST	2.691
2	<b>PFN7001K</b>	COMODINO 2 CASSETTI BEDSIDE TABLE WITH 2 DRAWERS	2.292
<b>PREZZO TOTALE COMPOSIZIONE</b> TOTAL PRICE FOR COMPOSITION		<b>8.051</b>	



### COMPOSIZIONE 158

#### COMPOSITION 158

PAG. 20-21 CATALOGO "PORTOFINO" E PAG. 34-35 "PORTOFINO NEW"

PAGE 20-21 "PORTOFINO" CATALOGUE AND PAGE 34-35 "PORTOFINO NEW"

		NOCE FRASSINO	
1	<b>PFN5001K</b>	LETTO PORTOFINO DA 160 CON PANNELLO TRAFORATO E PIEDE NICHEL 160 CM WIDE PORTOFINO BED WITH PERFORATED PANEL AND NICKEL FOOT	3.260
1	<b>PFN6001K</b>	COMO 4 CASSETTI CON PIEDE NICHEL 4-DRAWER CHEST WITH NICKEL FOOT	2.927
2	<b>PFN7001K</b>	COMODINO 2 CASSETTI CON PIEDE NICHEL BEDSIDE TABLE WITH 2 DRAWERS AND NICKEL FOOT	2.676
<b>PREZZO TOTALE COMPOSIZIONE</b> TOTAL PRICE FOR COMPOSITION		<b>8.863</b>	



**COMPOSIZIONI A CATALOGO**  
**CATALOGUE COMPOSITIONS**

**COMPOSIZIONE 159**

**COMPOSITION 159**

PAG. 24-25 CATALOGO "PORTOFINO" E PAG. 38-39 "PORTOFINO NEW"  
PAGE 24-25 "PORTOFINO" CATALOGUE AND PAGE 38-39 "PORTOFINO NEW"

		NOCE FRASSINO
1	<b>PFN5001K</b> LETTO PORTOFINO DA 160 CON PANNELLO TRAFORATO 160 CM WIDE PORTOFINO BED WITH PERFORATED PANEL	<b>3.068</b>
1	<b>PFN6001K</b> COMO 4 CASSETTI 4-DRAWER CHEST	<b>2.691</b>
2	<b>PFN7001K</b> COMODINO 2 CASSETTI BEDSIDE TABLE WITH 4 DRAWERS	<b>2.292</b>
1	<b>PFN8001K</b> ARMADIO 2 ANTE SCORREVOLI CON VETRO MILLERIGHE E TRAFORO CENTRALE WARDROBE WITH 2 SLIDING DOORS WITH "MILLERIGHE" GLASS AND CENTRAL DECORATION	<b>5.545</b>
<b>PREZZO TOTALE COMPOSIZIONE</b> TOTAL PRICE FOR COMPOSITION		<b>13.596</b>



**COMPOSIZIONE 160**

**COMPOSITION 160**

PAG. 32-33 CATALOGO "PORTOFINO" E PAG. 46-47 "PORTOFINO NEW"  
PAGE 32-33 "PORTOFINO" CATALOGUE AND PAGE 46-47 "PORTOFINO NEW"

		NOCE FRASSINO
1	<b>PFN5441K</b> LETTO TEODORA DA 160 CON PANNELLO IMBOTTITO RIVESTITO IN ECOPELLE CAT. A 160 CM WIDE TEODORA BED WITH UPHOLSTERED PANEL WITH ECOLEATHER COVER CAT. A	<b>3.360</b>
1	<b>PFN6001K</b> COMO 4 CASSETTI 4-DRAWER CHEST	<b>2.691</b>
2	<b>PFN7001K</b> COMODINO 2 CASSETTI BEDSIDE TABLE WITH 2 DRAWERS	<b>2.292</b>
1	<b>PFN8001K</b> ARMADIO 2 ANTE SCORREVOLI CON VETRO MILLERIGHE E TRAFORO CENTRALE WARDROBE WITH 2 SLIDING DOORS WITH "MILLERIGHE" GLASS AND CENTRAL DECORATION	<b>5.545</b>
<b>PREZZO TOTALE COMPOSIZIONE</b> TOTAL PRICE FOR COMPOSITION		<b>13.888</b>



**COMPOSIZIONE 156**

**COMPOSITION 156**

PAG. 110-111 CATALOGO "MODOZINE" E PAG. 52-53 "PORTOFINO NEW"  
PAGE 110-111 "MODOZINE" CATALOGUE AND PAGE 52-53 "PORTOFINO NEW"

		NOCE FRASSINO
1	<b>PFN5601K</b> LETTO FRIDA DA 160 CON PANNELLO IMBOTTITO RIVESTITO IN ECONABUK CAT. A 160 CM WIDE FRIDA BED WITH UPHOLSTERED PANEL AND ECONABUK COVER CAT. A	<b>3.517</b>
1	<b>PFN6001K</b> COMO 4 CASSETTI 4-DRAWER CHEST	<b>2.691</b>
2	<b>PFN7001K</b> COMODINO 2 CASSETTI BEDSIDE TABLE WITH 2 DRAWERS	<b>2.292</b>
1	<b>PFN8101K</b> ARMADIO CAPRI 2 ANTE SCORREVOLI CON SPECCHIO ARGENTO CAPRI WARDROBE WITH 2 SLIDING DOORS WITH SILVER MIRROR	<b>5.450</b>
<b>PREZZO TOTALE COMPOSIZIONE</b> TOTAL PRICE FOR COMPOSITION		<b>13.950</b>



**COMPOSIZIONE 162**

**COMPOSITION 162**

PAG. 52-53 CATALOGO "PORTOFINO" E PAG. 66-67 "PORTOFINO NEW"  
PAGE 52-53 "PORTOFINO" CATALOGUE AND PAGE 66-67 "PORTOFINO NEW"

		NOCE FRASSINO
1	<b>PFN5201K</b> LETTO RAISSA DA 160 CON PANNELLO IMBOTTITO RIVESTITO IN ECOPELLE CAT. A 160 CM WIDE RAISSA BED WITH UPHOLSTERED PANEL WITH ECOLEATHER COVER CAT. A	<b>3.887</b>
1	<b>PFN6001K</b> COMO 4 CASSETTI 4-DRAWER CHEST	<b>2.691</b>
2	<b>PFN7001K</b> COMODINO 2 CASSETTI BEDSIDE TABLE WITH 2 DRAWERS	<b>2.292</b>
<b>PREZZO TOTALE COMPOSIZIONE</b> TOTAL PRICE FOR COMPOSITION		<b>8.870</b>



### COMPOSIZIONE 151

#### COMPOSITION 151

PAG. 72-73 CATALOGO "MODOZINE" E PAG. 70-71 "PORTOFINO NEW"

PAGE 72-73 "MODOZINE" CATALOGUE AND PAGE 70-71 "PORTOFINO NEW"

		NOCE FRASSINO	
1	<b>PFG4021K</b>	TAVOLO PORTOFINO RETTANGOLARE ALLUNGABILE MIS. 180/240X90 PORTOFINO EXTENDING RECTANGULAR TABLE DIM. 180/240X90	<b>3.045</b>
1	<b>PFG2051K</b>	CREDENZA 2 ANTE E 4 CASSETTI SIDEBOARD WITH 2 DOORS AND 4 DRAWERS	<b>3.887</b>
4	<b>CML1401K</b>	SEDIA COCÒ RIVESTITA IN ECOPELLE CAT.A COCÒ CHAIR WITH ECOLEATHER COVER CAT.A	<b>2.428</b>
1	<b>PFC0116K</b>	COMPONIBILE PORTOFINO COMPOSIZIONE 116 PORTOFINO MODULAR UNIT - COMPOSITION 116	<b>7.387</b>
<b>PREZZO TOTALE COMPOSIZIONE</b> TOTAL PRICE FOR COMPOSITION		<b>16.747</b>	



### COMPOSIZIONE 163

#### COMPOSITION 163

PAG. 58-59 CATALOGO "PORTOFINO" E PAG. 82-83 "PORTOFINO NEW"

PAGE 58-59 "PORTOFINO" CATALOGUE AND PAGE 82-83 "PORTOFINO NEW"

		NOCE FRASSINO	
1	<b>PFG4021K</b>	TAVOLO PORTOFINO RETTANGOLARE ALLUNGABILE MIS. 180/240X90 PORTOFINO EXTENDING RECTANGULAR TABLE DIM. 180/240X90	<b>3.045</b>
1	<b>PFG3081K</b>	VETRINA 2 ANTE DISPLAY UNIT WITH 2 DOORS	<b>3.230</b>
1	<b>PFG2001K</b>	CREDENZA 2 ANTE BATTENTI SIDEBOARD WITH 2 HINGED DOORS	<b>3.101</b>
4	<b>CML1011K</b>	SEDIA PENELOPE RIVESTITA IN ECOPELLE CAT.A PENELOPE CHAIR WITH ECOLEATHER COVER CAT.A	<b>2.384</b>
<b>PREZZO TOTALE COMPOSIZIONE</b> TOTAL PRICE FOR COMPOSITION		<b>11.760</b>	



### COMPOSIZIONE 165

#### COMPOSITION 165

PAG. 76-77 CATALOGO "PORTOFINO" E PAG. 90-91 "PORTOFINO NEW"

PAGE 76-77 "PORTOFINO" CATALOGUE AND PAGE 90-91 "PORTOFINO NEW"

		NOCE FRASSINO	
2	<b>PFG3081K</b>	VETRINA 2 ANTE DISPLAY UNIT WITH 2 DOORS	<b>6.460</b>
1	<b>PFG4021K</b>	TAVOLO PORTOFINO RETTANGOLARE ALLUNGABILE MIS. 180/240X90 PORTOFINO EXTENDING RECTANGULAR TABLE DIM. 180/240X90	<b>3.045</b>
4	<b>CML1011K</b>	SEDIA PENELOPE RIVESTITA IN ECOPELLE CAT.A PENELOPE CHAIR WITH ECOLEATHER COVER CAT.A	<b>2.384</b>
<b>PREZZO TOTALE COMPOSIZIONE</b> TOTAL PRICE FOR COMPOSITION		<b>11.889</b>	



# PORTOFINO SISTEMA componibile

## PORTOFINO MODULAR SYSTEM

CARATTERISTICHE TECNICHE E PARTICOLARITÀ DI UTILIZZO TECHNICAL CHARACTERISTICS AND PARTICULAR USE	174
ACCESSORI OPTIONAL - ELEMENTI COMUNI OPTIONAL ACCESSORIES - COMMUN ELEMENTS	180
BASI A TERRA P. 40 FLOOR-STANDING BASE UNIT D. 40	182
BASI A TERRA P. 50 FLOOR-STANDING BASE UNIT D. 50	184
BASI SOSPESE P. 40 SUSPENDED BASE UNITS D. 40	186
BASI SOSPESE P. 50 SUSPENDED BASE UNITS D. 50	188
PENSILI ORIZZONTALI P. 40 HORIZONTAL WALL UNITS D. 40	190
PENSILI VERTICALI P. 40/41 VERTICAL WALL UNITS D. 40/41	192
MADIA H. 63 P. 40/50 CUPBOARD H. 63 D. 40/50	194
VETRINE H. 208 P. 40 DISPLAY UNITS H. 208 D. 40	196
COMPOSIZIONI A CATALOGO CATALOGUE COMPOSITIONS	198

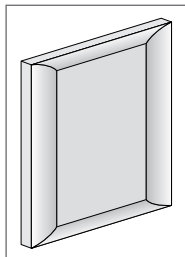
# PORTOFINO SISTEMA COMPONIBILE - MODULAR SYSTEM

## CARATTERISTICHE TECNICHE E PARTICOLARITÀ DI UTILIZZO

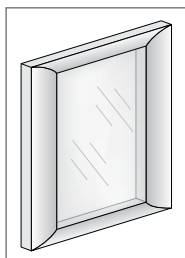
### TECHNICAL CHARACTERISTICS AND PARTICULAR USE

#### ANTE DOORS


ANTA PER PENSILI CON CORNICE PERIMETRALE  
DOOR FOR WALL UNITS WITH PERIMETRIC FRAME



ANTA LEGNO  
WOODEN DOOR

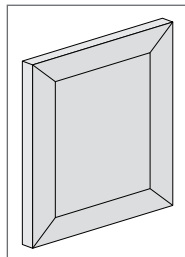


ANTA VETRO  
GLASS DOOR

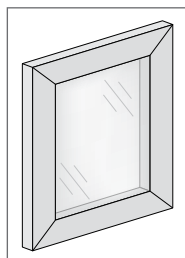


ANTA TRAFORATA  
PERFORATED DOOR


ANTA PER PENSILI SENZA CORNICE PERIMETRALE  
DOOR FOR WALL UNITS WITHOUT PERIMETRIC FRAME



ANTA LEGNO  
WOODEN DOOR



ANTA VETRO  
GLASS DOOR



ANTA TRAFORATA  
PERFORATED DOOR

**ANTA LEGNO** MASSELLO DI TOULIPIER O FRASSINO SPAZZOLATO SP. CM. 3 E PANNELLO IN MULTISTRATO IMPIALLACCIATO NOCE O FRASSINO SPAZZOLATO SP. CM.0.8 VERNICIATO O LACCATO A PORO APERTO.

**MANIGLIA** PUSH-PULL, POMOLO O CUORE IN FINITURA NICHEL LUCIDO.

#### CERNIERE AMMORTIZZATE DI SERIE

**WOODEN DOOR** TOULIPIER SOLID WOOD OR BRUSHED ASHWOOD TH. CM. 3 AND MULTILAYER PANEL VENEERED IN WALNUT OR BRUSHED ASHWOOD TH. CM.0.8 PAINTED OR OPEN PORE LACQUERED.

**HANDLE** PUSH-PULL, KNOB OR CUORE IN GLOSSY NICKEL FINISH.

#### STANDARD SOFT-CLOSE HINGES

**ANTA VETRO** MASSELLO DI TOULIPIER O FRASSINO SPAZZOLATO SP. CM.3 E VETRO FLOAT SPESSORE CM.0.4, VERNICIATO O LACCATO A PORO APERTO.

**MANIGLIA** PUSH-PULL, POMOLO O CUORE IN FINITURA NICHEL LUCIDO.

#### CERNIERE AMMORTIZZATE DI SERIE

**GLASS DOOR** TOULIPIER SOLID WOOD OR BRUSHED ASHWOOD TH. CM.3 AND FLOAT GLASS TH. CM.0.4, OPEN PORE LACQUERED OR PAINTED.

**HANDLE** PUSH-PULL, KNOB OR CUORE IN GLOSSY NICKEL FINISH.

#### STANDARD SOFT-CLOSE HINGES

**ANTA TRAFORATA** MASSELLO DI TOULIPIER O FRASSINO SPAZZOLATO SP. CM.3 E PANNELLO IN MULTISTRATO IMPIALLACCIATO IN NOCE O FRASSINO SPAZZOLATO SP. CM.0.8, VERNICIATO O LACCATO A PORO APERTO.

**MANIGLIA** PUSH-PULL, POMOLO O CUORE IN FINITURA NICHEL LUCIDO.

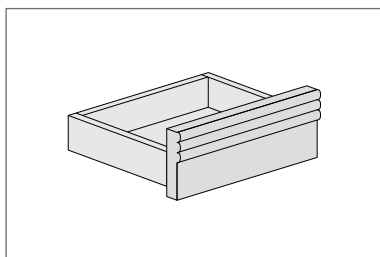
#### CERNIERE AMMORTIZZATE DI SERIE

**PERFORATED DOOR** TOULIPIER SOLID WOOD OR BRUSHED ASHWOOD TH. CM.3 AND MULTILAYER PANEL VENEERED IN WALNUT OR BRUSHED ASHWOOD TH. CM.0.8, OPEN PORE LACQUERED OR PAINTED.

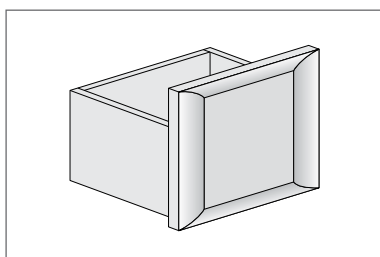
**HANDLE** PUSH-PULL, KNOB OR CUORE IN GLOSSY NICKEL FINISH.

#### STANDARD SOFT-CLOSE HINGES

#### CASSETTI E CESTONI DRAWERS AND BASKETS



CASSETTO LEGNO  
WOODEN DRAWER



CESTONE LEGNO  
WOODEN BASKET

**FRONTALE CASSETTO** MASSELLO DI TOULIPIER O FRASSINO SPAZZOLATO SP. CM. 3, VERNICIATO O LACCATO A PORO APERTO.

**STRUTTURA CASSETTO** PANNELLO DI MULTISTRATO BETULLA SP. CM.1.5 VERNICIATO TINTA ACACIA.

#### GUIDE CASSETTO REGOLABILI IN ALTEZZA E CON RICHIAMO AUTOMATICO AMMORTIZZATO

**MANIGLIA CASSETTO** PUSH-PULL O MANIGLIA MONDRIAN IN FINITURA ABBIANATA AL CASSETTO.

**DRAWER FRONT** TOULIPIER SOLID WOOD OR BRUSHED SOLID ASHWOOD TH. CM. 3, OPEN PORE LACQUERED OR PAINTED.

**DRAWER STRUCTURE** BIRCH MULTILAYER PANEL TH. CM.1.5 ACACIA STAINED PAINTED.

#### DRAWER GUIDES ADJUSTABLE IN HEIGHT AND SOFT-CLOSE SELF-CLOSING MECHANISM

**DRAWER HANDLE** PUSH-PULL OR MONDRIAN HANDLE IN THE SAME FINISH AS THE DRAWER.

**FRONTALE CESTONE** PANNELLO DI LISTELLARE IMPIALLACCIATO IN NOCE O FRASSINO SPAZZOLATO O SP. CM. 1.5 E CORNICE PERIMETRALE IN MASSELLO DI TOULIPIER O FRASSINO SPAZZOLATO SP. CM.3 VERNICIATO O LACCATO A PORO APERTO.

**STRUTTURA CESTONE** PANNELLO DI MULTISTRATO BETULLA SP. CM.1.5 VERNICIATO TINTA ACACIA.

#### GUIDE CASSETTO REGOLABILI IN ALTEZZA E CON RICHIAMO AUTOMATICO AMMORTIZZATO

**MANIGLIA CESTONE** PUSH-PULL, POMOLO, CUORE O RABBIT IN FINITURA NICHEL LUCIDO.

**BASKET FRONT** BLOCKBOARD PANEL VENEERED IN WALNUT OR BRUSHED ASHWOOD TH. CM. 1.5 AND PERIMETRIC FRAME IN TOULIPIER SOLID WOOD OR BRUSHED ASHWOOD TH. CM.3 OPEN PORE LACQUERED OR PAINTED.

**BASKET STRUCTURE** BIRCH MULTILAYER PANEL TH. CM.1.5 ACACIA STAINED PAINTED.

#### DRAWER GUIDES ADJUSTABLE IN HEIGHT AND SOFT-CLOSE SELF-CLOSING MECHANISM

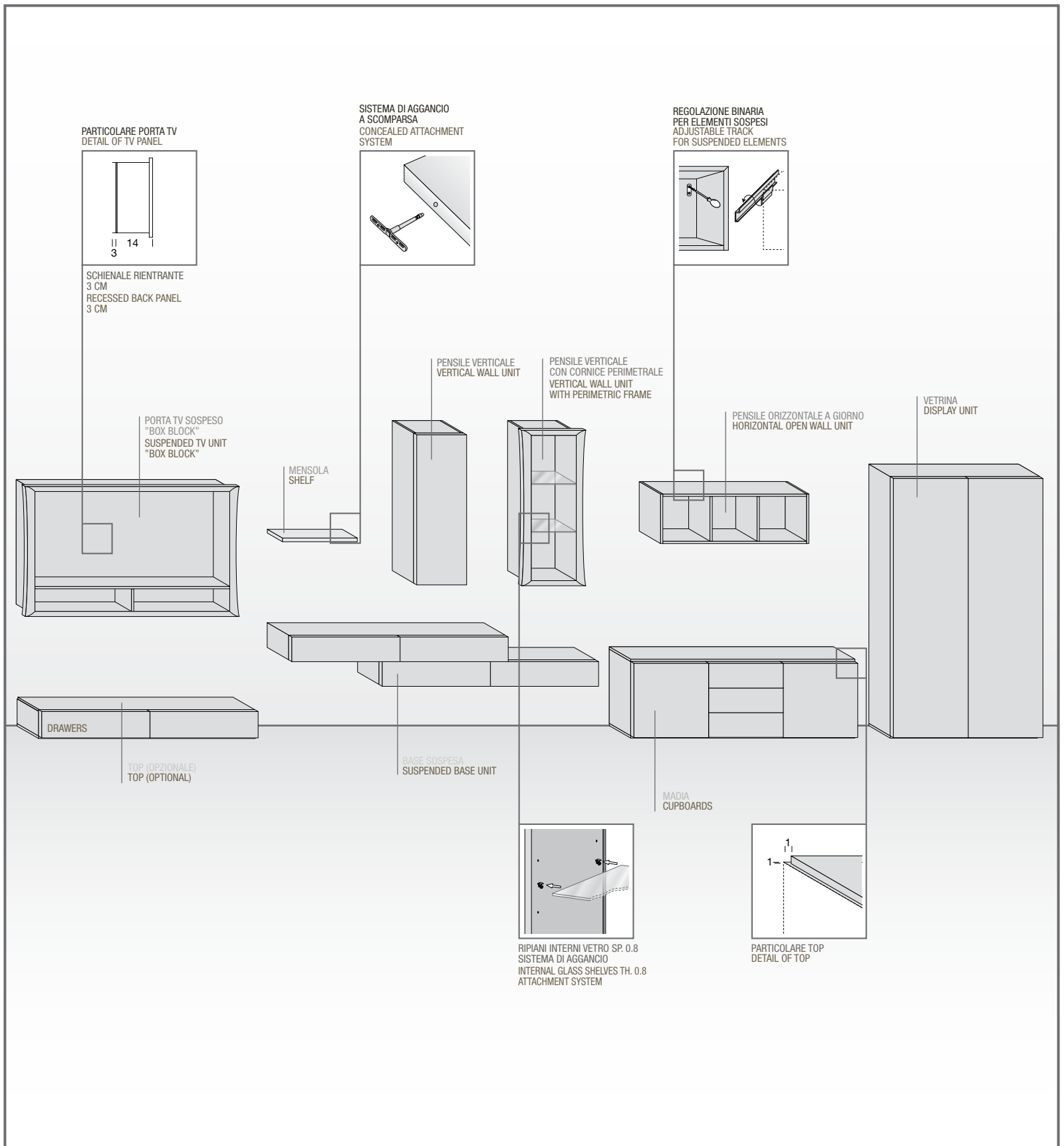
**BASKET HANDLE** PUSH-PULL, KNOB, CUORE OR RABBIT IN GLOSSY NICKEL FINISH.



# PORTOFINO SISTEMA COMPONIBILE - MODULAR SYSTEM


## ESEMPIO DI ELEMENTI A TERRA, IN APPOGGIO E A PARETE

### EXAMPLE OF FLOOR-STANDING, RAISED AND WALL ELEMENTS



## FRONTALI PORTOFINO PORTOFINO FRONTS

### ANTE DOORS

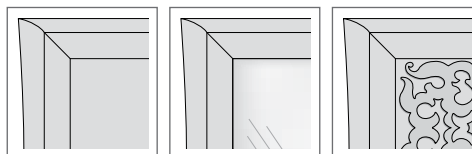


LEGNO  
(BATTENTE/VASISTAS/  
RIBALTA)  
WOOD  
(HINGED/LIFT-UP/DROP-  
DOWN)

VETRO  
(BATTENTE/VASISTAS/  
RIBALTA)  
GLASS  
(HINGED/LIFT-UP/DROP-  
DOWN)

TRAFORATO  
(BATTENTE)  
PERFORATED  
(HINGED)

### ANTA CON CORNICE PERIMETRALE DOOR WITH PERIMETRIC FRAME

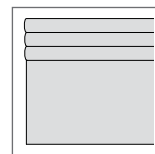


LEGNO  
(BATTENTE)  
WOOD  
(HINGED)

VETRO  
(BATTENTE)  
GLASS  
(HINGED)

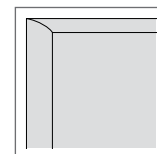
TRAFORATO  
(BATTENTE)  
PERFORATED  
(HINGED)

### CASSETTI DRAWERS



LEGNO INCISO  
RIDGED WOOD

### CESTONI BASKETS



LEGNO  
WOOD

# PORTOFINO SISTEMA COMPONIBILE - MODULAR SYSTEM

## MODULARITÀ MODULARITY

### BASI A TERRA H. 21.5 – P. 40/50

FLOOR-STANDING BASE UNIT H. 21.5 – D. 40/50

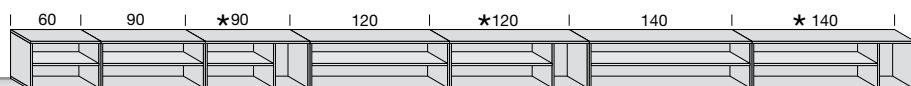
CON CASSETTO  
WITH DRAWER



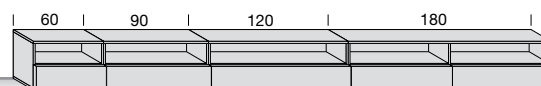
### BASI A TERRA H. 41.5 – P. 40/50

FLOOR-STANDING BASE UNIT H. 41.5 – D. 40/50

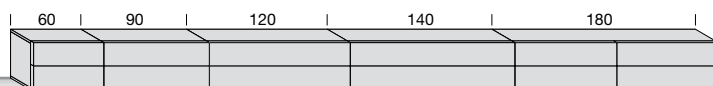
A GIORNO  
OPEN



A GIORNO CON CASSETTO  
OPEN WITH DRAWER



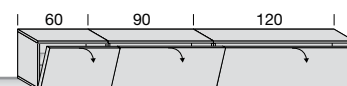
CON CASSETTI  
WITH DRAWERS



CON CESTONE  
WITH BASKET



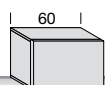
CON ANTA A RIBALTA  
WITH DROP-DOWN DOOR



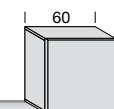
### BASI A TERRA H. 41.5 – P. 40/50

FLOOR-STANDING BASE UNIT H. 41.5 – D. 40/50

CON ANTA  
WITH DOOR



CON ANTA  
WITH DOOR



### BASI SOSPESE H. 20 – P. 40/50

SUSPENDED BASE UNITS H. 20 – D. 40/50

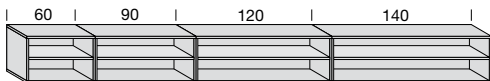
CON CASSETTO  
WITH DRAWER



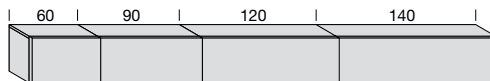
### BASI SOSPESE H. 40 – P. 40/50

SUSPENDED BASE UNITS H. 40 – D. 40/50

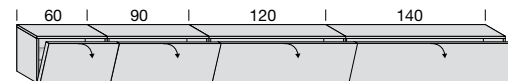
A GIORNO  
OPEN



CON CESTONE  
WITH BASKET



CON ANTA A RIBALTA  
WITH DROP-DOWN DOOR



### PENSILI ORIZZONTALI H. 20 – P. 40

HORIZONTAL WALL UNITS H. 20 – D. 40

A GIORNO  
OPEN

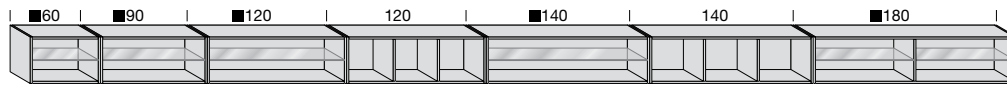


## MODULARITÀ MODULARITY

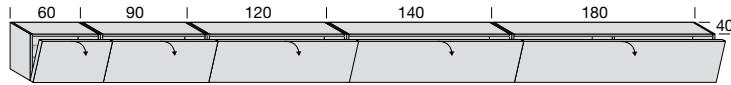
■ ELEMENTI ANCHE CON CORNICE PERIMETRALE  
ELEMENTS ALSO WITH PERIMETRIC FRAME

### PENSILI ORIZZONTALI H. 40 – P. 40 HORIZONTAL WALL UNITS H. 40 – D. 40

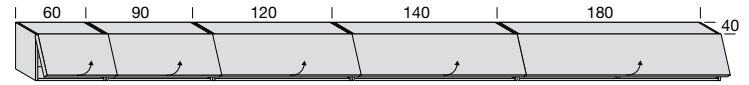
A GIORNO  
OPEN



CON ANTA A RIBALTA/VASISTAS  
WITH DROP-DOWN/LIFT-UP DOOR

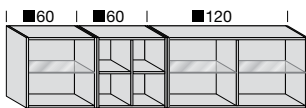


CON ANTA A RIBALTA  
WITH DROP-DOWN DOOR

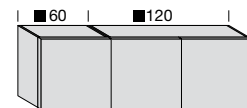


### PENSILI ORIZZONTALI H. 60/64.4 – P. 40 HORIZONTAL WALL UNITS H. 60/64.4 – D. 40

A GIORNO  
OPEN

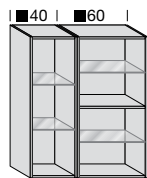


CON ANTA  
WITH DOOR

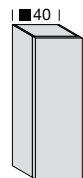


### PENSILI VERTICALI H. 120/124.4 – P. 40/41 VERTICAL WALL UNITS H. 120/124.4 – D. 40/41

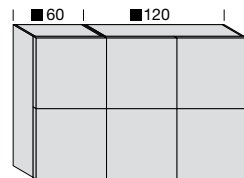
A GIORNO  
OPEN



CON ANTA  
WITH DOOR

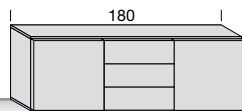


CON ANTE  
WITH DOORS

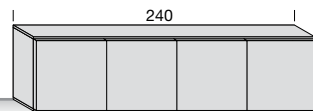


### MADIE H. 63/130 – P. 40/50 CUPBOARDS H. 63 – D. 40/50

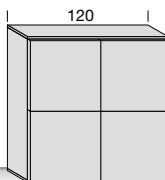
CON ANTA E CASSETTI  
WITH DOOR AND DRAWERS



CON ANTE  
WITH DOORS

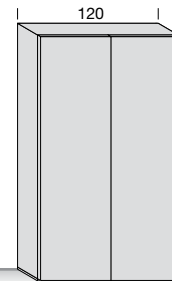


CON ANTE  
WITH DOORS



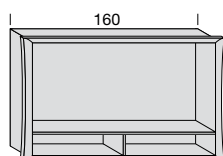
### VETRINE H. 208 – P. 40 DISPLAY UNITS H. 208 – D. 40

CON ANTE  
WITH DOORS

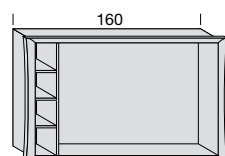


### PORTA TV "BOX BLOCK" H. 100 – P. 21 CON CORNICE PERIMETRALE "BOX BLOCK" TV UNIT H. 100 – D. 21 WITH PERIMETRIC FRAME

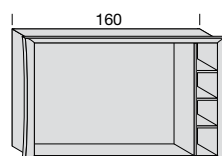
CON VANO PORTA DECODER  
WITH DECODER UNIT



CON LIBRERIA SX  
WITH LH BOOKCASE



CON LIBRERIA DX  
WITH RH BOOKCASE



# PORTOFINO SISTEMA COMPONIBILE - MODULAR SYSTEM

## CARATTERISTICHE TECNICHE E PARTICOLARITÀ DI UTILIZZO

### TECHNICAL CHARACTERISTICS AND PARTICULAR USE

#### LIMITI DI UTILIZZO PER PENSILI VASISTAS E RIBALTA

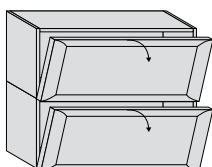
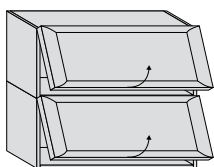
#### USE LIMITS FOR WALL UNITS WITH LIFT-UP DOORS AND DROP-DOWN DOORS

PORTOFINO:

NON È POSSIBILE SOVRAPPORRE DUE PENSILI VASISTAS O DUE PENSILI RIBALTA

PORTOFINO:

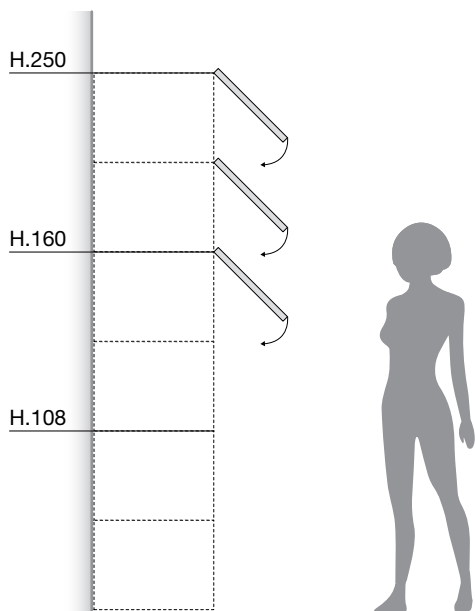
IT IS NOT POSSIBLE TO STACK TWO ALL UNITS WITH LIFT-UP DOORS OR TWO WALL UNITS WITH DROP-DOWN DOORS



#### ALTEZZE MASSIME DI POSIZIONAMENTO ANTE VASISTAS/RIBALTA

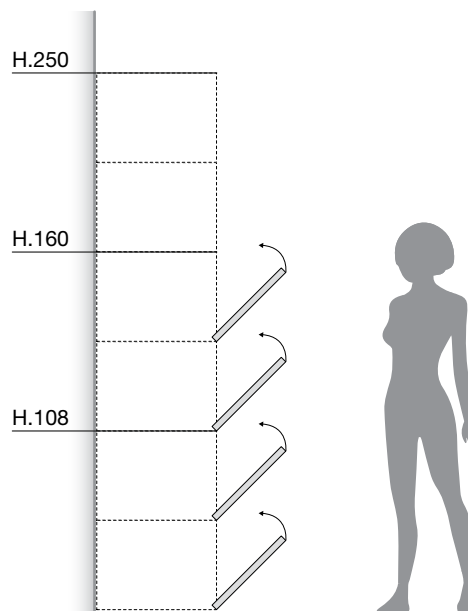
#### MAXIMUM POSITION HEIGHTS FOR LIFT-UP/DROP-DOWN DOORS

##### ANTA VASISTAS LIFT-UP DOOR



POSIZIONAMENTO ANTE A VASISTAS DA H. 160 A H. 250  
POSITION OF LIFT-UP DOORS FROM H. 160 TO H. 250

##### ANTA RIBALTA DROP-DOWN DOOR



POSIZIONAMENTO ANTE A RIBALTA DA H. 4.5 A H. 160  
POSITION OF DROP-DOWN DOORS H. 4.5 A H. 160

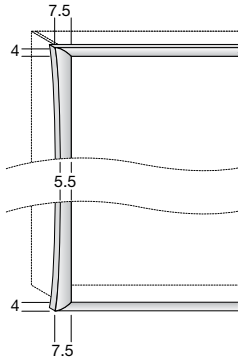
## CARATTERISTICHE TECNICHE E PARTICOLARITÀ DI UTILIZZO

### TECHNICAL CHARACTERISTICS AND PARTICULAR USE

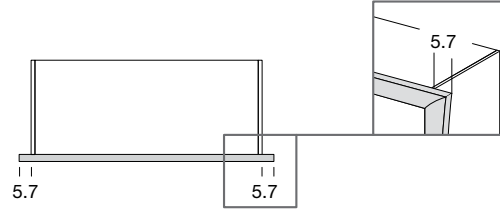
#### GESTIONE CORNICE PERIMETRALE PERIMETRIC FRAME

#### INGOMBRI CORNICE PERIMETRALE DIMENSIONS FOR PERIMETRIC FRAME

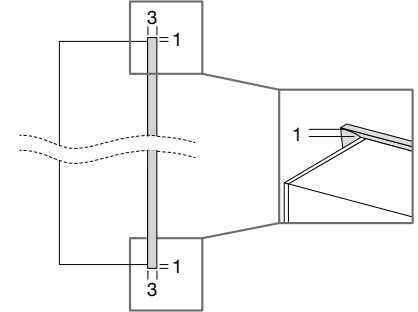
VISTA FRONTALE  
FRONT VIEW



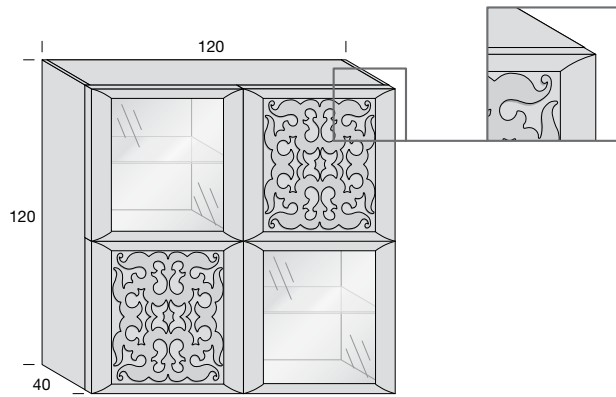
VISTA IN PIANTA  
LAYOUT VIEW



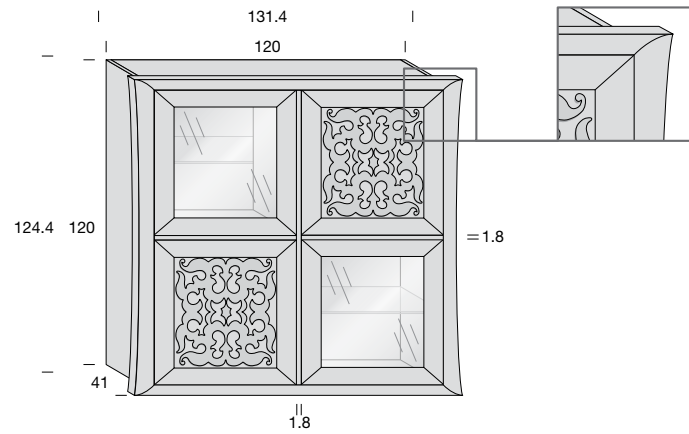
VISTA LATERALE  
SIDE VIEW



#### PENSILI SENZA CORNICE PERIMETRALE PORTOFINO WALL UNITS WITHOUT PORTOFINO PERIMETRIC FRAME

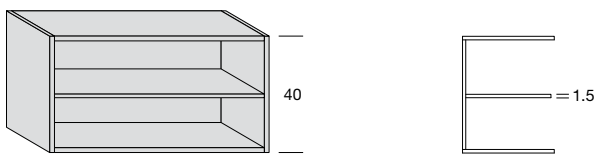


#### PENSILI CON CORNICE PERIMETRALE PORTOFINO E CROCIERA A VISTA WALL UNITS WITH PORTOFINO PERIMETRIC FRAME AND VISIBLE CROSSPIECE

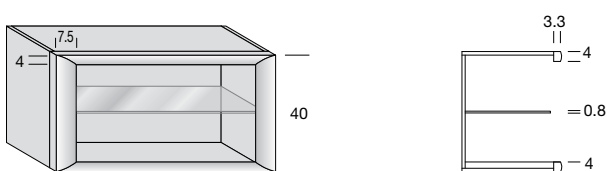


#### GESTIONE CORNICE PER BASI A GIORNO FRAME FOR OPEN BASE UNITS

#### BASI SENZA CORNICE DECOR CON RIPIANO LEGNO BASE UNITS WITHOUT DECOR FRAME WITH WOODEN SHELF



#### BASI SENZA CORNICE PORTOFINO CON RIPIANO VETRO BASE UNITS WITHOUT PORTOFINO FRAME WITH GLASS SHELF



# PORTOFINO SISTEMA COMPONIBILE - MODULAR SYSTEM

## ACCESSORI OPTIONAL - ELEMENTI COMUNI

### OPTIONAL ACCESSORIES - COMMUN ELEMENTS

**BARRA LED A BASSO CONSUMO**  
**ACCENSIONE TOUCH**  
**IN ALLUMINIO L. 37.2**  
**COLLEGAMENTO**  
**A CARICO DEL CLIENTE**



**LOW CONSUMPTION LED BAR**  
**TOUCH SWITCH**  
**IN ALUMINIUM W. 37.2**  
**CONNECTIONS**  
**TO BE MADE BY THE CUSTOMER.**

codice  
code

**ZZZFE22001**

**152**

**TELECOMANDO**  
**REMOTE CONTROL**



codice  
code

**ZZZFE22004**

**147**

**ALIMENTATORE**  
**POWER SUPPLY**



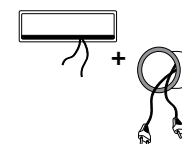
codice  
code

**ZZZFE22002**

**62**

**KIT SPORTELLINO PASSACAVI**  
**+ BORCHIA**

**KIT FOR CABLE MANAGEMENT HOLE**  
**+ COVER**



codice  
code

**ZZZFE22005**

**124**

**MULTIPRESA A SCOMPARSA CON**  
**SPORTELLINO APRI/CHIUDI IN**  
**METALLO**

**CONCEALED MULTIPLE SOCKET**  
**WITH METAL OPEN/CLOSE FLAP**

VERSIONE TV:  
 1 PRESA SCHUKO  
 2 PRESA USB RICARICA  
 1 PRESA SAT.  
 TV VERSION:  
 1 SCHUKO SOCKET  
 2 SOCKETS USB CHARGE  
 1 SAT. SOCKET



codice  
code

**ZZZFE22030**

**556**

VERSIONE PC/MAC:  
 1 PRESA SCHUKO  
 2 PORTE USB DATI  
 1 PORTA HDMI  
 PC/MAC VERSION:  
 1 SCHUKO SOCKET  
 2 USB PORT  
 1 HDMI PORT

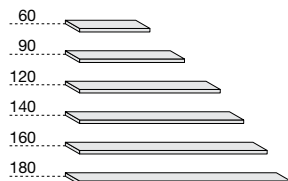


codice  
code

**ZZZFE22031**

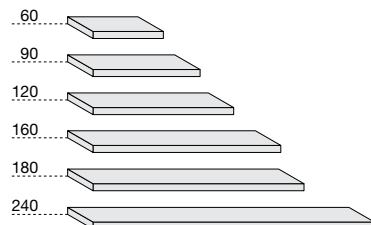
**556**

**MENSOLE P. 28 – SP. 3**  
**SHELVES D. 28 – TH. 3**



larghezza width	codice code	NOCE-FRASSINO WALNUT-ASHWOOD	
60	<b>PFC3501K</b>	<b>174</b>	mc 0,02 – Kg 2
90	<b>PFC3511K</b>	<b>214</b>	mc 0,03 – Kg 3
120	<b>PFC3521K</b>	<b>253</b>	mc 0,03 – Kg 6
140	<b>PFC3541K</b>	<b>287</b>	mc 0,04 – Kg 9
160	<b>PFC3551K</b>	<b>337</b>	mc 0,05 – Kg 9
180	<b>PFC3531K</b>	<b>360</b>	mc 0,05 – Kg 9

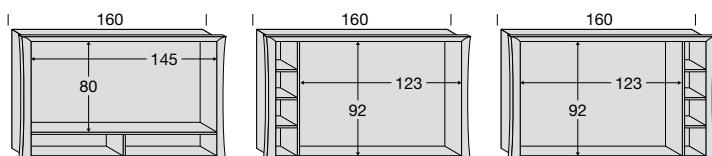
**MENSOLONE P. 50 – SP. 6**  
**POSIZIONABILI MAX H. 1,2 METRI.**  
**PER AUTOPORTANTE**  
**AGGIUNGERE STAFFE DA MURO**  
**(+ 50,00 €)**



**LARGE SHELF D. 50 – TH. 6**  
**1,2 METER MAX ADJUSTABLE.**  
**FOR SELF-SUPPORTING**  
**ADD WALL BRACKETS**  
**(+ 50,00 €)**

larghezza width	codice code	NOCE-FRASSINO WALNUT-ASHWOOD	
60	<b>DCC3001K</b>	<b>208</b>	mc 0,03 – Kg 3
90	<b>DCC3011K</b>	<b>297</b>	mc 0,03 – Kg 4
120	<b>DCC3021K</b>	<b>387</b>	mc 0,05 – Kg 7
160	<b>DCC3061K</b>	<b>477</b>	mc 0,06 – Kg 10
180	<b>DCC3031K</b>	<b>517</b>	mc 0,07 – Kg 10
240	<b>DCC3041K</b>	<b>708</b>	mc 0,09 – Kg 14

**PORTA TV SOSPESO**  
**"BOX BLOCK" P. 21 – H. 100**  
**SUSPENDED TV UNIT**  
**"BOX BLOCK" D. 21 – H. 100**



CON PORTA DECODER  
 WITH DECODER UNIT

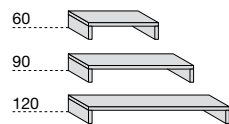
CON LIBRERIA A SX  
 WITH LH BOOKCASE

CON LIBRERIA A DX  
 WITH RH BOOKCASE

larghezza width	codice code	NOCE-FRASSINO WALNUT-ASHWOOD	
160	<b>PFC8021K</b>	<b>1.450</b>	mc 1,5 – Kg 22
CON PORTA DECODER WITH DECODER UNIT			
160	<b>PFC8001K</b>	<b>1.758</b>	mc 1,5 – Kg 22
CON LIBRERIA A SX WITH LH BOOKCASE			
160	<b>PFC8011K</b>	<b>1.758</b>	mc 1,5 – Kg 22
CON LIBRERIA A DX WITH RH BOOKCASE			

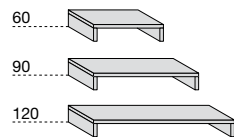
## ELEMENTI COMUNI COMMUN ELEMENTS

### PORTA DECODER ZOE P. 40 – H. 14 ZOE DECODER UNIT D. 40 – H. 14



larghezza width	codice code	NOCE-FRASSINO WALNUT-ASHWOOD	
60	PFC3161K	242	mc 0,06 – Kg 7
90	PFC3111K	259	mc 0,08 – Kg 9
120	PFC3121K	309	mc 0,11 – Kg 11

### PORTA DECODER ZOE P. 50 – H. 14 ZOE DECODER UNIT D. 50 – H. 14



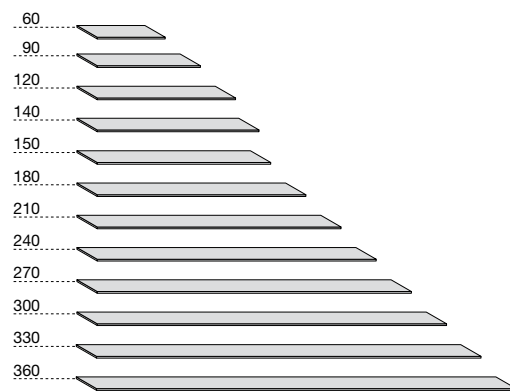
larghezza width	codice code	NOCE-FRASSINO WALNUT-ASHWOOD	
60	PFC3131K	247	mc 0,07 – Kg 7
90	PFC3141K	281	mc 0,10 – Kg 9
120	PFC3151K	326	mc 0,13 – Kg 11

### PIEDISTALLI PER MENSOLONI P. 50 SP. 6 PEDESTAL FOR LARGE SHELVES D. 50 TH. 6



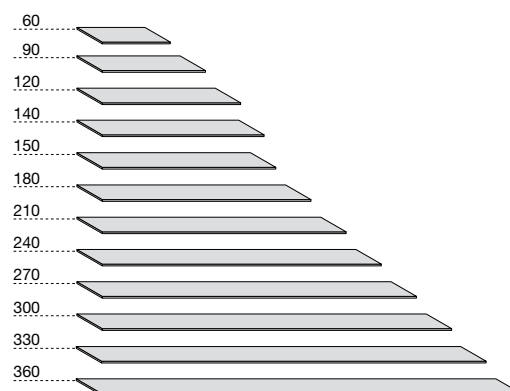
altezza height	codice code	NOCE-FRASSINO WALNUT-ASHWOOD	
41.5	DCC3511K	230	mc 0,02 – Kg 2
61.5	DCC3501K	253	mc 0,03 – Kg 3

### TOP P. 40 PER BASI (OPZIONALE) P. 40 – SP. 1.5 BASE UNITS TOP D. 40 (OPTIONAL) D. 40 – TH. 1.5



larghezza width	codice code	NOCE-FRASSINO WALNUT-ASHWOOD	
60	PFC5001C	124	mc 0,01 – Kg 3
90	PFC5011C	152	mc 0,02 – Kg 3,5
120	PFC5021C	169	mc 0,02 – Kg 4
140	PFC5221C	180	mc 0,03 – Kg 4,5
150	PFC5031C	192	mc 0,3 – Kg 6
180	PFC5041C	219	mc 0,04 – Kg 7
210	PFC5051C	247	mc 0,05 – Kg 8
240	PFC5061C	281	mc 0,05 – Kg 9
270	PFC5071C	297	mc 0,06 – Kg 9
300	PFC5081C	326	mc 0,06 – Kg 10
330	PFC5211C	365	mc 0,07 – Kg 10
360	PFC5091C	382	mc 0,07 – Kg 12

### TOP P. 50 PER BASI (OPZIONALE) P. 50 – SP. 1.5 BASE UNITS TOP D. 50 (OPTIONAL) D. 50 – TH. 1.5



larghezza width	codice code	NOCE-FRASSINO WALNUT-ASHWOOD	
60	PFC5101C	140	mc 0,01 – Kg 3
90	PFC5111C	163	mc 0,02 – Kg 3,5
120	PFC5121C	192	mc 0,02 – Kg 4
140	PFC5231C	208	mc 0,03 – Kg 4,5
150	PFC5131C	225	mc 0,3 – Kg 6
180	PFC5141C	253	mc 0,04 – Kg 7
210	PFC5151C	281	mc 0,05 – Kg 8
240	PFC5161C	326	mc 0,05 – Kg 9
270	PFC5171C	365	mc 0,06 – Kg 9
300	PFC5181C	387	mc 0,06 – Kg 10
330	PFC5201C	432	mc 0,07 – Kg 10
360	PFC5191C	449	mc 0,07 – Kg 12

# PORTOFINO SISTEMA COMPONIBILE - MODULAR SYSTEM

## BASI A TERRA P. 40

### FLOOR-STANDING BASE UNIT D. 40

#### BASI H. 21.5

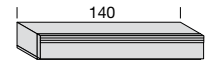
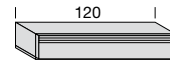
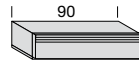
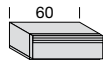
BASE UNITS H. 21.5

1 CASSETTO  
1 DRAWER

1 CASSETTO  
1 DRAWER

1 CASSETTO  
1 DRAWER

1 CASSETTO  
1 DRAWER



PFC1011K

PFC1031K

PFC1051K

PFC1054K

NOCE-FRASSINO / WALNUT-ASHWOOD

714

821

1.034

1.174

mc 0,06 – Kg 14

mc 0,09 – Kg 18

mc 0,13 – Kg 22

mc 0,15 – Kg 25

#### BASI H. 41.5

BASE UNITS H. 41.5

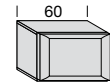
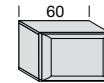
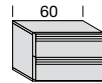
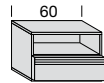
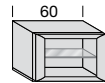
A GIORNO, 1 RIPIANO VETRO  
OPEN, 1 GLASS SHELF

A GIORNO, 1 CASSETTO  
OPEN, 1 DRAWER

2 CASSETTI  
2 DRAWERS

1 CESTONE  
1 BASKET

1 ANTA LEGNO, 1 RIPIANO VETRO  
1 WOODEN DROP-DOWN DOOR, 1 GLASS SHELF



DX / RH  
SX / LH

PFC1091K

PFC1152K

PFC1153K

PFC1151K

PFC1901K  
PFC1911K

NOCE-FRASSINO / WALNUT-ASHWOOD

657

966

1.231

849

776

mc 0,12 – Kg 12

mc 0,12 – Kg 17

mc 0,12 – Kg 18

mc 0,12 – Kg 17

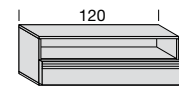
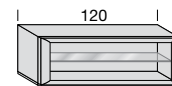
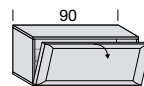
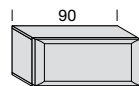
mc 0,12 – Kg 15

1 CESTONE  
1 BASKET

1 RIBALTA LEGNO, 1 RIPIANO VETRO  
1 WOODEN DROP-DOWN DOOR, 1 GLASS SHELF

A GIORNO, 1 RIPIANO VETRO  
OPEN, 1 GLASS SHELF

A GIORNO, 1 CASSETTO  
OPEN, 1 DRAWER



PFC1171K

PFC3311K

PFC1131K

PFC1382K

NOCE-FRASSINO / WALNUT-ASHWOOD

1.056

1.056

983

1.158

mc 0,18 – Kg 25

mc 0,18 – Kg 24

mc 0,24 – Kg 25

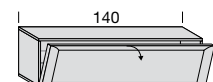
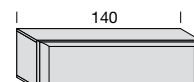
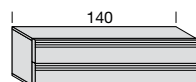
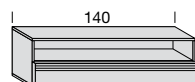
mc 0,24 – Kg 34

A GIORNO, 1 CASSETTO  
OPEN, 1 DRAWER

2 CASSETTI  
2 DRAWERS

1 CESTONE  
1 BASKET

1 RIBALTA LEGNO, 1 RIPIANO VETRO  
1 WOODEN DROP-DOWN DOOR, 1 GLASS SHELF



PFC1384K

PFC1364K

PFC1194K

PFC3324K

NOCE-FRASSINO / WALNUT-ASHWOOD

1.405

1.663

1.488

1.488

mc 0,28 – Kg 40

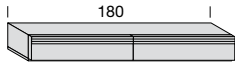
mc 0,28 – Kg 41

mc 0,28 – Kg 39

mc 0,28 – Kg 38



2 CASSETTI  
2 DRAWERS



**PFC1071K**

**1.478**

mc 0,16 – Kg 50

**BASI AD ANGOLO H. 41.5**  
**CORNER BASE UNITS H. 41.5**

**NEW**

ANGOLO CIECO 43 x 43  
BLIND CORNER BASE 43 x 43

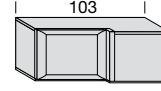


**PFC1961K**

**539**

mc 0,09 – Kg 11

ANGOLO, 1 ANTA  
CORNER BASE, 1 DOOR

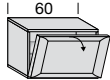


**PFC1971K**  
**PFC1981K**

**1.630**

mc 0,22 – Kg 25

1 RIBALTA LEGNO, 1 RIPIANO VETRO  
1 WOODEN DROP-DOWN DOOR, 1 GLASS SHELF

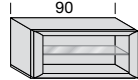


**PFC3101K**

**849**

mc 0,12 – Kg 16

A GIORNO, 1 RIPIANO VETRO  
OPEN, 1 GLASS SHELF

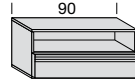


**PFC1111K**

**792**

mc 0,18 – Kg 18

A GIORNO, 1 CASSETTO  
OPEN, 1 DRAWER

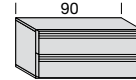


**PFC1362K**

**1.061**

mc 0,18 – Kg 26

2 CASSETTI  
2 DRAWERS

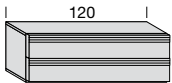


**PFC1173K**

**1.331**

mc 0,18 – Kg 27

2 CASSETTI  
2 DRAWERS




**PFC1383K**

**1.421**

mc 0,24 – Kg 35

1 CESTONE  
1 BASKET

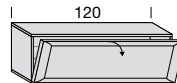


**PFC1191K**

**1.236**

mc 0,24 – Kg 33

1 RIBALTA LEGNO, 1 RIPIANO VETRO  
1 WOODEN DROP-DOWN DOOR, 1 GLASS SHELF

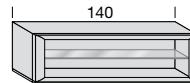


**PFC3321K**

**1.236**

mc 0,24 – Kg 32

A GIORNO, 1 RIPIANO VETRO  
OPEN, 1 GLASS SHELF

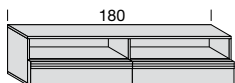


**PFC1134K**

**1.186**

mc 0,28 – Kg 28

A GIORNO, 2 CASSETTI  
OPEN, 2 DRAWERS

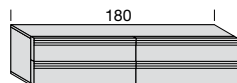


**PFC3192K**

**1.697**

mc 0,36 – Kg 52

4 CASSETTI  
4 DRAWERS



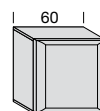
**PFC3193K**

**2.012**

mc 0,36 – Kg 54

**BASI H. 61.5**  
**BASE UNITS**  
**H. 61.5**

1 ANTA LEGNO, 1 RIPIANO VETRO  
1 WOODEN DOOR, 1 GLASS SHELF



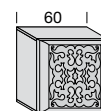
DX / RH  
SX / LH

**PFC3331K**  
**PFC3332K**

**911**

mc 0,18 – Kg 23

1 ANTA TRAFORATA, 1 RIPIANO VETRO  
1 PERFORATED DOOR, 1 GLASS SHELF



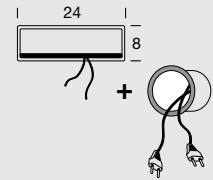
**PFC3335K**  
**PFC3336K**

**1.061**

mc 0,18 – Kg 23

**OPTIONAL**  
**OPTIONAL**

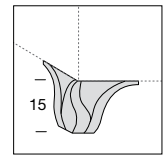
KIT SPORTELLI PASSACAVI  
+ BORCHIA  
KIT FOR CABLE MANAGEMENT HOLE  
+ COVER



**ZZZFE22005**

**124**

KIT PIEDI INTAGLIATI H. 15 CM  
KIT FOR CARVED FEET H. 15 CM



**ACS4001K**

**259**

POSSIBILITÀ DI FRONTALE DIVERSO  
DALLA SCOCCA, SPECIFICARE LA  
FINITURA SCELTA

IN CASE OF FRONT DIFFERENT FROM  
THE CARCASE CONSIDER THE  
HIGHER PRICE OF THE CHOSEN  
FINISH

# PORTOFINO SISTEMA COMPONIBILE - MODULAR SYSTEM

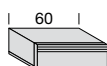
## BASI A TERRA P. 50

### FLOOR-STANDING BASE UNIT D. 50

#### BASI H. 21.5

BASE UNITS H. 21.5

1 CASSETTO  
1 DRAWER



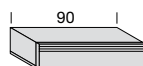
PFC1001K

NOCE-FRASSINO / WALNUT-ASHWOOD

736

mc 0,07 – Kg 18

1 CASSETTO  
1 DRAWER

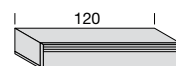


PFC1021K

843

mc 0,11 – Kg 15

1 CASSETTO  
1 DRAWER

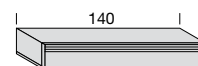


PFC1041K

1.068

mc 0,15 – Kg 28

1 CASSETTO  
1 DRAWER



PFC1044K

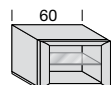
1.225

mc 0,18 – Kg 32

#### BASI H. 41.5

BASE UNITS H. 41.5

A GIORNO, 1 RIPIANO VETRO  
OPEN, 1 GLASS SHELF



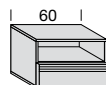
DX / RH  
SX / LH

PFC1081K

679

mc 0,15 – Kg 15

A GIORNO, 1 CASSETTO  
OPEN, 1 DRAWER

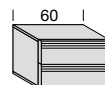


PFC1142K

989

mc 0,15 – Kg 22

2 CASSETTI  
2 DRAWERS

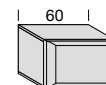


PFC1143K

1.264

mc 0,15 – Kg 23

1 CESTONE  
1 BASKET

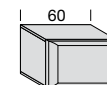


PFC1141K

871

mc 0,15 – Kg 22

1 ANTA LEGNO, 1 RIPIANO VETRO  
1 WOODEN DOOR, 1 GLASS SHELF

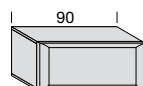


PFC1921K  
PFC1931K

804

mc 0,15 – Kg 20

1 CESTONE  
1 BASKET

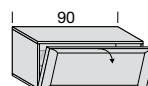


PFC1161K

1.084

mc 0,22 – Kg 32

1 RIBALTA LEGNO, 1 RIPIANO VETRO  
1 WOODEN DROP-DOWN DOOR, 1 GLASS SHELF

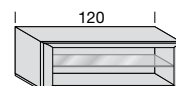


PFC3112K

1.084

mc 0,22 – Kg 30

A GIORNO, 1 RIPIANO VETRO  
OPEN, 1 GLASS SHELF

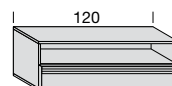


PFC1121K

1.017

mc 0,29 – Kg 32

A GIORNO, 1 CASSETTO  
OPEN, 1 DRAWER

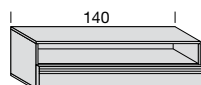


PFC1182K

1.191

mc 0,29 – Kg 42

A GIORNO, 1 CASSETTO  
OPEN, 1 DRAWER

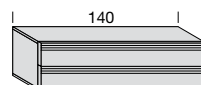


PFC1144K

1.455

mc 0,35 – Kg 50

2 CASSETTI  
2 DRAWERS

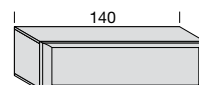


PFC1164K

1.713

mc 0,35 – Kg 52

1 CESTONE  
1 BASKET

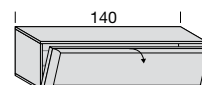


PFC1184K

1.550

mc 0,35 – Kg 49

1 RIBALTA LEGNO, 1 RIPIANO VETRO  
1 WOODEN DROP-DOWN DOOR, 1 GLASS SHELF



PFC3124K

1.550

mc 0,35 – Kg 48

NOCE-FRASSINO / WALNUT-ASHWOOD

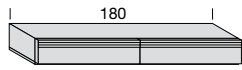
2 CASSETTI  
2 DRAWERS

**BASI AD ANGOLO H. 41.5**  
**CORNER BASE UNITS H. 41.5**

ANGOLO CIECO 53 x 53  
BLIND CORNER BASE 53 x 53

ANGOLO, 1 ANTA  
CORNER BASE, 1 DOOR

**NEW**



**PFC1061K**

**1.523**

mc 0,23 – Kg 23

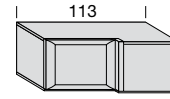


DX / RH  
SX / LH

**PFC1963K**

**584**

mc 0,14 – Kg 12



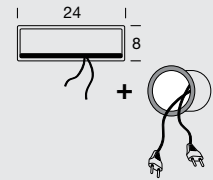
**PFC1973K**  
**PFC1984K**

**1.675**

mc 0,30 – Kg 26

**OPTIONAL**  
**OPTIONAL**

**KIT SPORTELLI PASSACAVI**  
**+ BORCHIA**  
KIT FOR CABLE MANAGEMENT HOLE  
+ COVER



**ZZZFE22005**

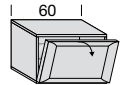
**124**

1 RIBALTA LEGNO, 1 RIPIANO VETRO  
1 WOODEN DROP-DOWN DOOR, 1 GLASS SHELF

A GIORNO, 1 RIPIANO VETRO  
OPEN, 1 GLASS SHELF

A GIORNO, 1 CASSETTO  
OPEN, 1 DRAWER

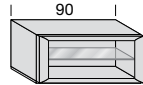
2 CASSETTI  
2 DRAWERS



**PFC3102K**

**871**

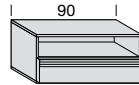
mc 0,15 – Kg 20



**PFC1101K**

**814**

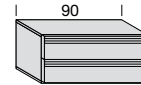
mc 0,22 – Kg 23



**PFC1162K**

**1.090**

mc 0,22 – Kg 33

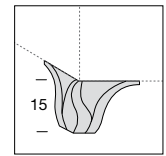


**PFC1163K**

**1.371**

mc 0,22 – Kg 34

**KIT PIEDI INTAGLIATI H. 15 CM**  
KIT FOR CARVED FEET H. 15 CM



**ACS4001K**

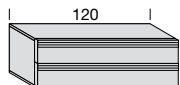
**259**

2 CASSETTI  
2 DRAWERS

1 CESTONE  
1 BASKET

1 RIBALTA LEGNO, 1 RIPIANO VETRO  
1 WOODEN DROP-DOWN DOOR, 1 GLASS SHELF

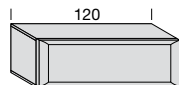
A GIORNO, 1 RIPIANO VETRO  
OPEN, 1 GLASS SHELF



**PFC1183K**

**1.461**

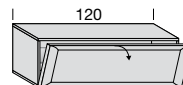
mc 0,29 – Kg 43



**PFC1181K**

**1.275**

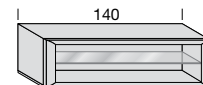
mc 0,29 – Kg 41



**PFC3122K**

**1.275**

mc 0,29 – Kg 40



**PFC1124K**

**1.253**

mc 0,35 – Kg 35

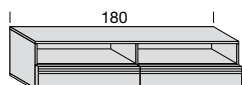
A GIORNO, 2 CASSETTI  
OPEN, 2 DRAWERS

4 CASSETTI  
4 DRAWERS

**BASI H. 61.5**  
**BASE UNITS**  
**H. 61.5**

1 ANTA LEGNO, 1 RIPIANO VETRO  
1 WOODEN DOOR, 1 GLASS SHELF


1 ANTA TRAFORATA, 1 RIPIANO VETRO  
1 PERFORATED DOOR, 1 GLASS SHELF



**PFC1192K**

**1.736**

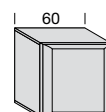
mc 0,44 – Kg 65



**PFC1193K**

**2.067**

mc 0,44 – Kg 68

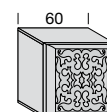


DX / RH  
SX / LH

**PFC3231K**  
**PFC3232K**

**938**

mc 0,22 – Kg 29



**PFC3235K**  
**PFC3236K**

**1.090**

mc 0,22 – Kg 29

**POSSIBILITÀ DI FRONTALE DIVERSO**  
**DALLA SCOCCA, SPECIFICARE LA**  
**FINITURA SCELTA**

**IN CASE OF FRONT DIFFERENT FROM**  
**THE CARCASE CONSIDER THE**  
**HIGHER PRICE OF THE CHOSEN**  
**FINISH**

# PORTOFINO SISTEMA COMPONIBILE - MODULAR SYSTEM

## BASI SOSPESSE P. 40

### SUSPENDED BASE UNITS D. 40

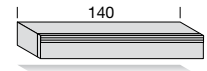
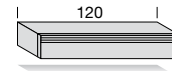
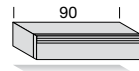
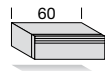
#### BASI H. 20 BASE UNIT H. 20

1 CASSETTO  
1 DRAWER

1 CASSETTO  
1 DRAWER

1 CASSETTO  
1 DRAWER

1 CASSETTO  
1 DRAWER



**PFC1261K**

**PFC1281K**

**PFC1301K**

**PFC1304K**

NOCE-FRASSINO / WALNUT-ASHWOOD

**714**

**821**

**1.006**

**1.174**

mc 0,06 – Kg 14

mc 0,09 – Kg 18

mc 0,13 – Kg 22

mc 0,15 – Kg 25

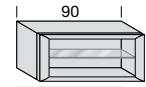
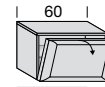
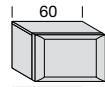
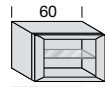
#### BASI H. 40 BASE UNITS H. 40

A GIORNO, 1 RIPIANO VETRO  
OPEN, 1 GLASS SHELF

1 CESTONE  
1 BASKET

1 RIBALTA LEGNO, 1 RIPIANO VETRO  
1 WOODEN DROP-DOWN DOOR, 1 GLASS SHELF

A GIORNO, 1 RIPIANO VETRO  
OPEN, 1 GLASS SHELF



**PFC1341K**

**PFC1401K**

**PFC1402K**

**PFC1361K**

NOCE-FRASSINO / WALNUT-ASHWOOD

**657**

**849**

**849**

**792**

mc 0,12 – Kg 12

mc 0,12 – Kg 17

mc 0,12 – Kg 16

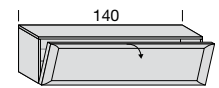
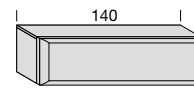
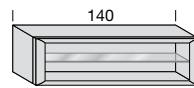
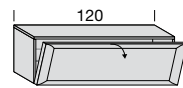
mc 0,18 – Kg 18

1 RIBALTA LEGNO  
1 WOODEN DROP-DOWN DOOR

A GIORNO, 1 RIPIANO VETRO  
OPEN, 1 GLASS SHELF

1 CESTONE  
1 BASKET

1 RIBALTA LEGNO, 1 RIPIANO VETRO  
1 WOODEN DROP-DOWN DOOR, 1 GLASS SHELF



**PFC1442K**

**PFC1324K**

**PFC1444K**

**PFC1334K**

NOCE-FRASSINO / WALNUT-ASHWOOD

**1.236**

**1.186**

**1.488**

**1.488**

mc 0,24 – Kg 32

mc 0,28 – Kg 28

mc 0,28 – Kg 39

mc 0,28 – Kg 38

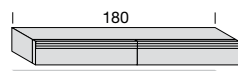
2 CASSETTI  
2 DRAWERS

**BASI AD ANGOLO H. 40**  
CORNER BASE UNITS H. 40

**NEW**

ANGOLO CIECO 43 x 43  
BLIND CORNER BASE 43 x 43

ANGOLO, 1 ANTA  
CORNER BASE, 1 DOOR



**PFC1321K**

**1.478**

mc 0,16 - Kg 50

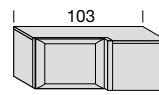


DX / RH  
SX / LH

**PFC1965K**

**539**

mc 0,09 - Kg 11



**PFC1975K**  
**PFC1976K**

**1.630**

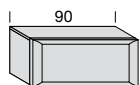
mc 0,22 - Kg 25

1 CESTONE  
1 BASKET

1 RIBALTA LEGNO, 1 RIPIANO VETRO  
1 WOODEN DROP-DOWN DOOR, 1 GLASS SHELF

A GIORNO, 1 RIPIANO VETRO  
OPEN, 1 GLASS SHELF

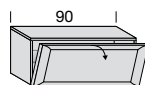
1 CESTONE  
1 BASKET



**PFC1421K**

**1.056**

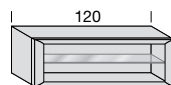
mc 0,18 - Kg 25



**PFC1422K**

**1.056**

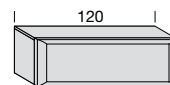
mc 0,18 - Kg 24



**PFC1381K**

**983**

mc 0,24 - Kg 25



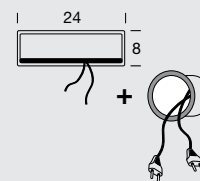
**PFC1441K**

**1.236**

mc 0,24 - Kg 33

**OPTIONAL**  
**OPTIONAL**

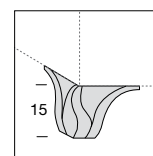
**KIT SPORTELLO PASSACAVI**  
**+ BORCHIA**  
KIT FOR CABLE MANAGEMENT HOLE  
+ COVER



**ZZZFE22005**

**124**

**KIT PIEDI INTAGLIATI H. 15 CM**  
KIT FOR CARVED FEET H. 15 CM



**ACS4001K**

**259**

**POSSIBILITÀ DI FRONTALE DIVERSO**  
**DALLA SCOCCA, SPECIFICARE LA**  
**FINITURA SCELTA**

**IN CASE OF FRONT DIFFERENT FROM**  
**THE CARCASE CONSIDER THE**  
**HIGHER PRICE OF THE CHOSEN**  
**FINISH**

# PORTOFINO SISTEMA COMPONIBILE - MODULAR SYSTEM

## BASI SOSPESSE P. 50

### SUSPENDED BASE UNITS D. 50

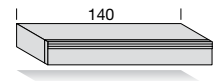
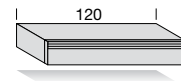
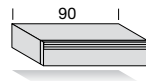
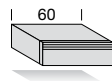
#### BASI H. 20 BASE UNIT H. 20

1 CASSETTO  
1 DRAWER

1 CASSETTO  
1 DRAWER

1 CASSETTO  
1 DRAWER

1 CASSETTO  
1 DRAWER



PFC1271K

PFC1291K

PFC1311K

PFC1314K

NOCE-FRASSINO / WALNUT-ASHWOOD

736

843

1.068

1.225

mc 0,07 – Kg 18

mc 0,11 – Kg 15

mc 0,15 – Kg 28

mc 0,18 – Kg 32

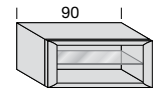
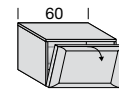
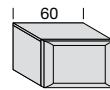
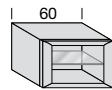
#### BASI H. 40 BASE UNITS H. 40

A GIORNO, 1 RIPIANO VETRO  
OPEN, 1 GLASS SHELF

1 CESTONE  
1 BASKET

1 RIBALTA LEGNO, 1 RIPIANO VETRO  
1 WOODEN DROP-DOWN DOOR, 1 GLASS SHELF

A GIORNO, 1 RIPIANO VETRO  
OPEN, 1 GLASS SHELF



PFC1351K

PFC1411K

PFC1412K

PFC1371K

NOCE-FRASSINO / WALNUT-ASHWOOD

679

871

871

814

mc 0,15 – Kg 15

mc 0,15 – Kg 22

mc 0,15 – Kg 20

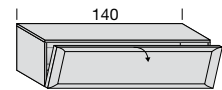
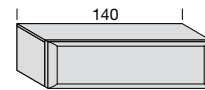
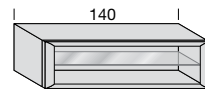
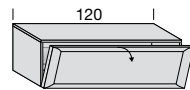
mc 0,22 – Kg 23

1 RIBALTA LEGNO, 1 RIPIANO VETRO  
1 WOODEN DROP-DOWN DOOR, 1 GLASS SHELF

A GIORNO, 1 RIPIANO VETRO  
OPEN, 1 GLASS SHELF

1 CESTONE  
1 BASKET

1 RIBALTA LEGNO, 1 RIPIANO VETRO  
1 WOODEN DROP-DOWN DOOR, 1 GLASS SHELF



PFC1452K

PFC1394K

PFC1454K

PFC1404K

NOCE-FRASSINO / WALNUT-ASHWOOD

1.275

1.253

1.540

1.540

mc 0,29 – Kg 40

mc 0,35 – Kg 35

mc 0,35 – Kg 49

mc 0,35 – Kg 48

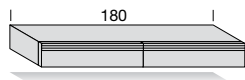
2 CASSETTI  
2 DRAWERS

**BASI AD ANGOLO H. 40**  
CORNER BASE UNITS H. 40

ANGOLO CIECO 53 x 53  
BLIND CORNER BASE 53 x 53

ANGOLO, 1 ANTA  
CORNER BASE, 1 DOOR

**NEW**



**PFC1331K**

**1.523**

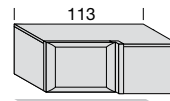
mc 0,23 - Kg 23



**PFC1967K**

**584**

mc 0,14 - Kg 12



**PFC1977K**  
**PFC1978K**

**1.675**

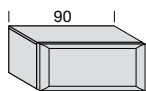
mc 0,30 - Kg 26

1 CESTONE  
1 BASKET

1 RIBALTA LEGNO, 1 RIPIANO VETRO  
1 WOODEN DROP-DOWN DOOR, 1 GLASS SHELF

A GIORNO, 1 RIPIANO VETRO  
OPEN, 1 GLASS SHELF

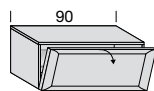
1 CESTONE  
1 BASKET



**PFC1431K**

**1.084**

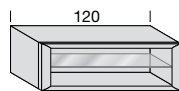
mc 0,22 - Kg 32



**PFC1432K**

**1.084**

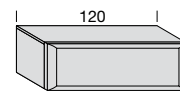
mc 0,22 - Kg 30



**PFC1391K**

**1.017**

mc 0,29 - Kg 32



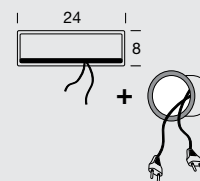
**PFC1451K**

**1.275**

mc 0,29 - Kg 41

**OPTIONAL**  
**OPTIONAL**

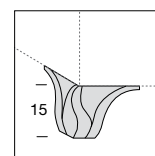
**KIT SPORTELLINO PASSACAVI**  
**+ BORCHIA**  
KIT FOR CABLE MANAGEMENT HOLE  
+ COVER



**ZZZFE22005**

**124**

**KIT PIEDI INTAGLIATI H. 15 CM**  
KIT FOR CARVED FEET H. 15 CM



**ACS4001K**

**259**

**POSSIBILITÀ DI FRONTALE DIVERSO**  
**DALLA SCOCCA, SPECIFICARE LA**  
**FINITURA SCELTA**

**IN CASE OF FRONT DIFERENT FROM**  
**THE CARCASE CONSIDER THE**  
**HIGHER PRICE OF THE CHOOSEN**  
**FINISH**

# PORTOFINO SISTEMA COMPONIBILE - MODULAR SYSTEM

## PENSILI ORIZZONTALI P. 40

### HORIZONTAL WALL UNITS D. 40

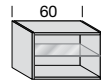
#### PENSILI H. 40

N.B.: POSIZIONAMENTO MAX  
PENSILE A RIBALTA H. 160

#### WALL UNITS H. 40

N.B.: MAX POSITION OF WALL UNIT  
WITH DROP-DOWN DOORS H. 160

A GIORNO, 1 RIPIANO VETRO  
OPEN, 1 GLASS SHELF

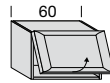


PFC2001K

635

mc 0,10 – Kg 12

1 VASISTAS LEGNO  
1 WOODEN LIFT-UP DOOR

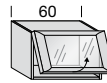


PFC2101K

753

mc 0,10 – Kg 16

1 VASISTAS VETRO  
1 GLASS LIFT-UP DOOR

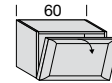


PFC2141K

753

mc 0,10 – Kg 16

1 RIBALTA LEGNO  
1 WOODEN DROP-DOWN DOOR

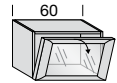


PFC2201K

753

mc 0,10 – Kg 16

1 RIBALTA VETRO  
1 GLASS DROP-DOWN DOOR



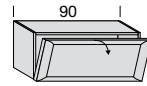
PFC2241K

753

mc 0,10 – Kg 16

NOCE-FRASSINO / WALNUT-ASHWOOD

1 RIBALTA LEGNO  
1 WOODEN DROP-DOWN DOOR

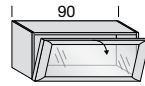


PFC2211K

961

mc 0,17 – Kg 21

1 RIBALTA VETRO  
1 GLASS DROP-DOWN DOOR

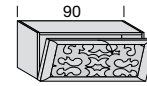


PFC2251K

961

mc 0,17 – Kg 21

1 RIBALTA TRAFORATA  
1 PERFORATED DROP-DOWN DOOR

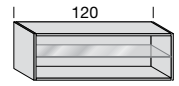


PFC2212K

1.286

mc 0,19 – Kg 21

A GIORNO, 1 RIPIANO VETRO  
OPEN, 1 GLASS SHELF



PFC2021K

972

mc 0,20 – Kg 19

NOCE-FRASSINO / WALNUT-ASHWOOD

1 RIBALTA VETRO  
1 GLASS DROP-DOWN DOOR

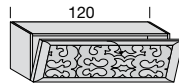


PFC2261K

1.124

mc 0,20 – Kg 26

1 RIBALTA TRAFORATA  
1 PERFORATED DROP-DOWN DOOR

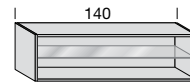


PFC2222K

1.461

mc 0,20 – Kg 26

A GIORNO, 1 RIPIANO VETRO  
OPEN, 1 GLASS SHELF

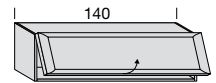


PFC2024K

1.129

mc 0,27 – Kg 21

1 VASISTAS LEGNO  
1 WOODEN LIFT-UP DOOR



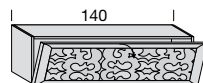
PFC2124K

1.303

mc 0,27 – Kg 29

NOCE-FRASSINO / WALNUT-ASHWOOD

1 RIBALTA TRAFORATA  
1 PERFORATED DROP-DOWN DOOR

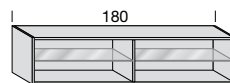


PFC2225K

1.556

mc 0,27 – Kg 29

A GIORNO, 2 RIPIANI VETRO  
OPEN, 2 GLASS SHELVES

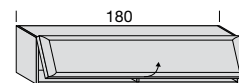


PFC2031K

1.186

mc 0,34 – Kg 25

1 VASISTAS LEGNO  
1 WOODEN LIFT-UP DOOR

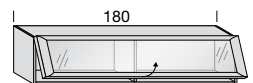


PFC2131K

1.421

mc 0,34 – Kg 36

1 VASISTAS VETRO  
1 GLASS LIFT-UP DOOR



PFC2171K

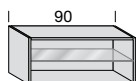
1.421

mc 0,34 – Kg 36

NOCE-FRASSINO / WALNUT-ASHWOOD



A GIORNO, 1 RIPIANO VETRO  
OPEN, 1 GLASS SHELF

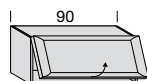


**PFC2011K**

**831**

mc 0,17 – Kg 15

1 VASISTAS LEGNO  
1 WOODEN LIFT-UP DOOR

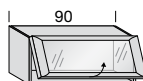


**PFC2111K**

**961**

mc 0,17 – Kg 21

1 VASISTAS VETRO  
1 GLASS LIFT-UP DOOR

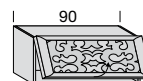


**PFC2151K**

**961**

mc 0,17 – Kg 21

1 VASISTAS TRAFORATA  
1 PERFORATED LIFT-UP DOOR

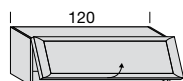


**PFC2112K**

**1.286**

mc 0,17 – Kg 21

1 VASISTAS LEGNO  
1 WOODEN LIFT-UP DOOR

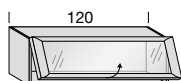


**PFC2121K**

**1.124**

mc 0,20 – Kg 26

1 VASISTAS VETRO  
1 GLASS LIFT-UP DOOR

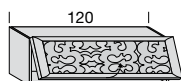


**PFC2161K**

**1.124**

mc 0,20 – Kg 26

1 VASISTAS TRAFORATA  
1 PERFORATED LIFT-UP DOOR

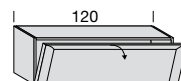


**PFC2122K**

**1.461**

mc 0,20 – Kg 26

1 RIBALTA LEGNO  
1 WOODEN DROP-DOWN DOOR

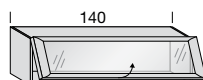


**PFC2221K**

**1.124**

mc 0,20 – Kg 26

1 VASISTAS VETRO  
1 GLASS LIFT-UP DOOR

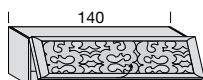


**PFC2164K**

**1.303**

mc 0,27 – Kg 29

1 VASISTAS TRAFORATA  
1 PERFORATED LIFT-UP DOOR

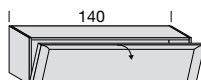


**PFC2125K**

**1.556**

mc 0,27 – Kg 29

1 RIBALTA LEGNO  
1 WOODEN DROP-DOWN DOOR

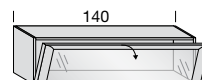


**PFC2224K**

**1.303**

mc 0,27 – Kg 29

1 RIBALTA VETRO  
1 GLASS DROP-DOWN DOOR

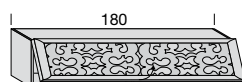


**PFC2264K**

**1.303**

mc 0,27 – Kg 29

1 VASISTAS TRAFORATA  
1 PERFORATED LIFT-UP DOOR

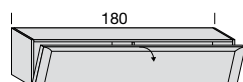


**PFC2132K**

**1.832**

mc 0,34 – Kg 36

1 RIBALTA LEGNO  
1 WOODEN DROP-DOWN DOOR

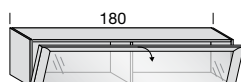


**PFC2231K**

**1.421**

mc 0,34 – Kg 36

1 RIBALTA VETRO  
1 GLASS DROP-DOWN DOOR

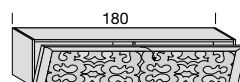


**PFC2271K**

**1.421**

mc 0,34 – Kg 36

1 RIBALTA TRAFORATA  
1 PERFORATED DROP-DOWN DOOR



**PFC2232K**

**1.832**

mc 0,34 – Kg 36

## OPTIONAL OPTIONAL

BARRA LED A BASSO CONSUMO  
ACCENSIONE TOUCH  
IN ALLUMINIO L. 37.2  
LOW CONSUMPTION LED BAR  
TOUCH SWITCH  
IN ALUMINIUM W. 37.2



**ZZZFE22001**

**152**

ALIMENTATORE  
POWER SUPPLY



**ZZZFE22002**

**62**

COLLEGAMENTO  
A CARICO DEL CLIENTE  
CONNECTIONS  
TO BE MADE BY THE CUSTOMER.

POSSIBILITÀ DI FRONTALE DIVERSO  
DALLA SCOCCA, SPECIFICARE LA  
FINITURA SCELTA

IN CASE OF FRONT DIFFERENT FROM  
THE CARCASE CONSIDER THE  
HIGHER PRICE OF THE CHOSEN  
FINISH

# PORTOFINO SISTEMA COMPONIBILE - MODULAR SYSTEM

## PENSILI ORIZZONTALI/VERTICALI P. 40

### HORIZONTAL/VERTICAL WALL UNITS D. 40

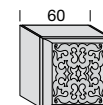
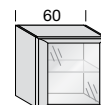
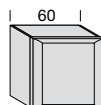
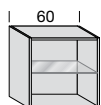
#### PENSILI H. 60 WALL UNITS H. 60

A GIORNO, 1 RIPIANO VETRO  
OPEN, 1 GLASS SHELF

1 ANTA LEGNO, 1 RIPIANO VETRO  
1 WOODEN DOOR, 1 GLASS SHELF

1 ANTA VETRO, 1 RIPIANO VETRO  
1 GLASS DOOR, 1 GLASS SHELF

1 ANTA TRAFORATA, 1 RIPIANO VETRO  
1 PERFORATED DOOR, 1 GLASS SHELF



DX / RH  
SX / LH

PFC2601K

PFC2621K  
PFC2622K

PFC2641K  
PFC2642K

PFC2651K  
PFC2652K

NOCE-FRASSINO / WALNUT-ASHWOOD

657

843

843

1.113

mc 0,17 – Kg 14

mc 0,17 – Kg 14

mc 0,17 – Kg 14

mc 0,17 – Kg 14

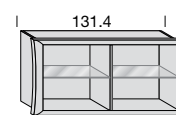
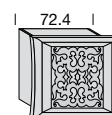
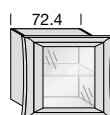
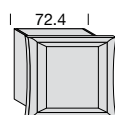
#### PENSILI H. 64.4 CON CORNICE PERIMETRALE WALL UNITS H. 64.4 WITH PERIMETRIC FRAME

1 ANTA LEGNO, 1 RIPIANO VETRO  
1 WOODEN DOOR, 1 GLASS SHELF

1 ANTA VETRO, 1 RIPIANO VETRO  
1 GLASS DOOR, 1 GLASS SHELF

1 ANTA TRAFORATA, 1 RIPIANO VETRO  
1 PERFORATED DOOR, 1 GLASS SHELF

A GIORNO, 2 RIPIANI VETRO  
OPEN, 2 GLASS SHELVES



DX / RH  
SX / LH

PFC2701K  
PFC2702K

PFC2721K  
PFC2722K

PFC2731K  
PFC2732K

PFC2291K

NOCE-FRASSINO / WALNUT-ASHWOOD

927

927

1.163

1.101

mc 0,23 – Kg 23

mc 0,23 – Kg 23

mc 0,23 – Kg 23

mc 0,41 – Kg 27

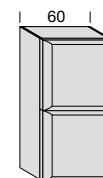
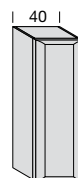
#### PENSILI H. 120 WALL UNITS H. 120

A GIORNO, 2 RIPIANI VETRO  
OPEN, 2 GLASS SHELVES

1 ANTA LEGNO, 2 RIPIANI VETRO  
1 WOODEN DOOR, 2 GLASS SHELVES

1 ANTA VETRO, 2 RIPIANI VETRO  
1 GLASS DOOR, 2 GLASS SHELVES

2 ANTE LEGNO,  
2 RIPIANI VETRO  
2 WOODEN DOORS,  
2 GLASS SHELVES



DX / RH  
SX / LH

PFC2311K

PFC2321K  
PFC2322K

PFC2341K  
PFC2342K

PFC2411K  
PFC2412K

NOCE-FRASSINO / WALNUT-ASHWOOD

972

1.079

1.079

1.303

mc 0,23 – Kg 17

mc 0,23 – Kg 24

mc 0,23 – Kg 24

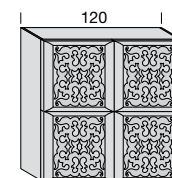
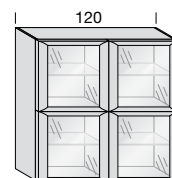
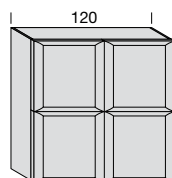
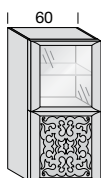
mc 0,34 – Kg 30

1 ANTA VETRO, 1 ANTA TRAFORATA  
2 RIPIANI VETRO  
1 GLASS DOOR, 1 PERFORATED DOOR  
2 GLASS SHELVES

4 ANTE LEGNO,  
4 RIPIANI VETRO  
4 WOODEN DOORS,  
4 GLASS SHELVES

4 ANTE VETRO,  
4 RIPIANI VETRO  
4 GLASS DOORS,  
4 GLASS SHELVES

4 ANTE TRAFORATE,  
4 RIPIANI VETRO  
4 PERFORATED DOORS,  
4 GLASS SHELVES



DX / RH  
SX / LH

PFC2561K  
PFC2562K

PFC2811K

PFC2821K

PFC2781K

NOCE-FRASSINO / WALNUT-ASHWOOD

1.382

1.983

1.983

2.359

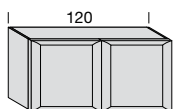
mc 0,34 – Kg 30

mc 0,68 – Kg 50

mc 0,68 – Kg 50

mc 0,68 – Kg 50

2 ANTE LEGNO, 2 RIPIANI VETRO  
2 WOODEN DOORS, 2 GLASS SHELVES

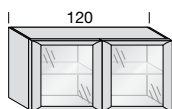


**PFC2181K**

**1.303**

mc 0,34 – Kg 32

2 ANTE VETRO, 2 RIPIANI VETRO  
2 GLASS DOORS, 2 GLASS SHELVES

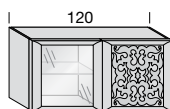


**PFC2081K**

**1.303**

mc 0,34 – Kg 32

1 ANTA TRAFORATA, 1 ANTA VETRO, 2 RIPIANI VETRO  
1 PERFORATED DOOR, 1 GLASS DOOR, 2 GLASS SHELVES

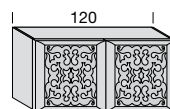


**PFC2971K**

**1.523**

mc 0,34 – Kg 32

2 ANTE TRAFORATE, 2 RIPIANI VETRO  
2 PERFORATED DOORS, 2 GLASS SHELVES

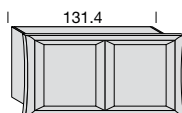


**PFC2391K**

**1.685**

mc 0,34 – Kg 32

2 ANTE LEGNO, 2 RIPIANI VETRO  
2 WOODEN DOORS, 2 GLASS SHELVES

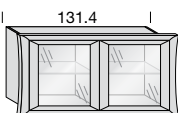


**PFC2191K**

**1.388**

mc 0,41 – Kg 38

2 ANTE VETRO, 2 RIPIANI VETRO  
2 GLASS DOORS, 2 GLASS SHELVES




**PFC2091K**

**1.388**

mc 0,41 – Kg 38

2 ANTE TRAFORATE, 2 RIPIANI VETRO  
2 PERFORATED DOORS, 2 GLASS SHELVES

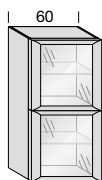


**PFC2441K**

**1.803**

mc 0,41 – Kg 38

2 ANTE VETRO,  
2 RIPIANI VETRO  
2 GLASS DOORS,  
2 GLASS SHELVES

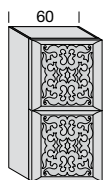


**PFC2431K**  
**PFC2432K**

**1.303**

mc 0,34 – Kg 30

2 ANTE TRAFORATE,  
2 RIPIANI VETRO  
2 PERFORATED DOORS,  
2 GLASS SHELVES

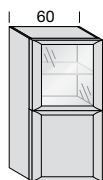


**PFC2581K**  
**PFC2582K**

**1.443**

mc 0,34 – Kg 30

1 ANTA VETRO, 1 ANTA LEGNO,  
2 RIPIANI VETRO  
1 GLASS DOOR, 1 WOODEN DOOR,  
2 GLASS SHELVES

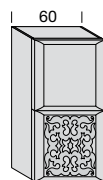


**PFC2471K**  
**PFC2472K**

**1.303**

mc 0,34 – Kg 30

1 ANTA LEGNO, 1 ANTA TRAFORATA  
2 RIPIANI VETRO  
1 WOODEN DOOR, 1 PERFORATED DOOR  
2 GLASS SHELVES

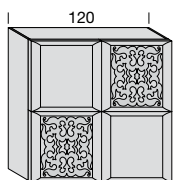


**PFC2481K**  
**PFC2482K**

**1.382**

mc 0,34 – Kg 30

2 ANTE TRAFORATE, 2 ANTE LEGNO,  
4 RIPIANI VETRO  
2 PERFORATED DOORS, 2 WOODEN DOORS,  
4 GLASS SHELVES

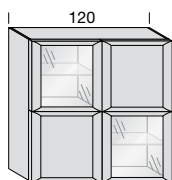


**PFC2711K**

**2.236**

mc 0,68 – Kg 50

2 ANTE VETRO, 2 ANTE LEGNO,  
4 RIPIANI VETRO  
2 GLASS DOORS, 2 WOODEN DOORS,  
4 GLASS SHELVES

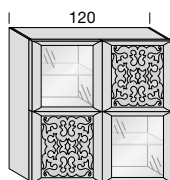


**PFC2861K**

**1.983**

mc 0,68 – Kg 50

2 ANTE VETRO, 2 ANTE TRAFORATE,  
4 RIPIANI VETRO  
2 GLASS DOORS, 2 PERFORATED DOORS,  
4 GLASS SHELVES



**PFC2881K**

**2.236**

mc 0,68 – Kg 50

## OPTIONAL OPTIONAL

BARRA LED A BASSO CONSUMO  
ACCENSIONE TOUCH  
IN ALLUMINIO L. 37.2  
LOW CONSUMPTION LED BAR  
TOUCH SWITCH  
IN ALUMINIUM W. 37.2



**ZZZFE22001**

**152**

ALIMENTATORE  
POWER SUPPLY



**ZZZFE22002**

**62**

COLLEGAMENTO  
A CARICO DEL CLIENTE  
CONNECTIONS  
TO BE MADE BY THE CUSTOMER.

POSSIBILITÀ DI FRONTALE DIVERSO  
DALLA SCOCCA, SPECIFICARE LA  
FINITURA SCELTA

IN CASE OF FRONT DIFFERENT FROM  
THE CARCASE CONSIDER THE  
HIGHER PRICE OF THE CHOSEN  
FINISH

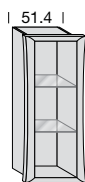
# PORTOFINO SISTEMA COMPONIBILE - MODULAR SYSTEM

## PENSILI VERTICALI P. 40/41

### VERTICAL WALL UNITS D. 40/41

#### PENSILI H. 124.4 WALL UNITS H. 124.4

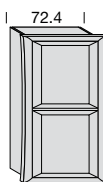
A GIORNO, 2 RIPIANI VETRO  
OPEN, 2 GLASS SHELVES



DX / RH  
SX / LH

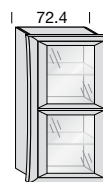
**PFC2371K**

2 ANTE LEGNO,  
2 RIPIANI VETRO  
2 WOODEN DOORS,  
2 GLASS SHELVES




**PFC2501K**  
**PFC2502K**

2 ANTE VETRO,  
2 RIPIANI VETRO  
2 GLASS DOORS,  
2 GLASS SHELVES



**PFC2521K**  
**PFC2522K**

2 ANTE TRAFORATE,  
2 RIPIANI VETRO  
2 PERFORATED DOORS,  
2 GLASS SHELVES



**PFC2591K**  
**PFC2592K**

NOCE-FRASSINO / WALNUT-ASHWOOD

**1.017**

mc 0,32 – Kg 20

**1.388**

mc 0,44 – Kg 36

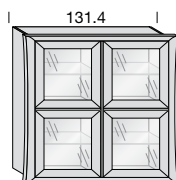
**1.388**

mc 0,44 – Kg 36

**1.556**

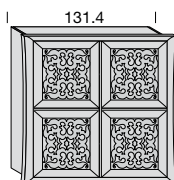
mc 0,44 – Kg 36

4 ANTE VETRO,  
4 RIPIANI VETRO  
4 GLASS DOORS,  
4 GLASS SHELVES



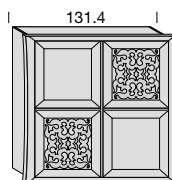
**PFC2851K**

4 ANTE TRAFORATE,  
4 RIPIANI VETRO  
4 PERFORATED DOORS,  
4 GLASS SHELVES



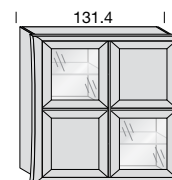
**PFC2791K**

2 ANTE TRAFORATE, 2 ANTE LEGNO,  
4 RIPIANI VETRO  
2 PERFORATED DOORS, 2 WOODEN DOORS,  
4 GLASS SHELVES



**PFC2771K**

2 ANTE VETRO, 2 ANTE LEGNO,  
4 RIPIANI VETRO  
2 GLASS DOORS, 2 WOODEN DOORS,  
4 GLASS SHELVES



**PFC2871K**

NOCE-FRASSINO / WALNUT-ASHWOOD

**2.129**

mc 0,80 – Kg 58

**2.489**

mc 0,80 – Kg 58

**2.349**

mc 0,80 – Kg 58

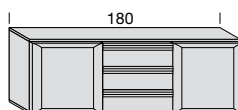
**2.129**

mc 0,80 – Kg 58

#### MADIE P. 40/50 CUPBOARDS D. 40/50

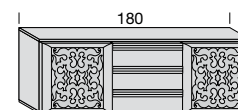
#### MADIA H. 63 P. 40 CUPBOARD H. 63 D. 40

2 ANTE LEGNO, 3 CASSETTI, 2 RIPIANI VETRO  
2 WOODEN DOORS, 3 DRAWERS, 2 GLASS SHELVES



**PFC6101K**

2 ANTE TRAFORATE, 3 CASSETTI, 2 RIPIANI VETRO  
2 PERFORATED DOORS, 3 DRAWERS, 2 GLASS SHELVES



**PFC6201K**

NOCE-FRASSINO / WALNUT-ASHWOOD

**2.252**

mc 0,54 – Kg 80

**2.596**

mc 0,54 – Kg 80

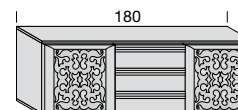
#### MADIA H. 63 P. 50 CUPBOARD H. 63 D. 50

2 ANTE LEGNO, 3 CASSETTI, 2 RIPIANI VETRO  
2 WOODEN DOORS, 3 DRAWERS, 2 GLASS SHELVES



**PFC6105K**

2 ANTE TRAFORATE, 3 CASSETTI, 2 RIPIANI VETRO  
2 PERFORATED DOORS, 3 DRAWERS, 2 GLASS SHELVES



**PFC6205K**

NOCE-FRASSINO / WALNUT-ASHWOOD

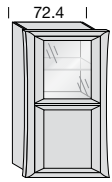
**2.455**

mc 0,67 – Kg 100

**2.792**

mc 0,67 – Kg 100

1 ANTA VETRO, 1 ANTA LEGNO,  
2 RIPIANI VETRO  
1 GLASS DOOR, 1 WOODEN DOOR,  
2 GLASS SHELVES




**PFC2541K**  
**PFC2542K**

**1.388**

mc 0,44 – Kg 36

1 ANTA LEGNO, 1 ANTA TRAFORATA  
2 RIPIANI VETRO  
1 WOODEN DOOR, 1 PERFORATED DOOR  
2 GLASS SHELVES




**PFC2551K**  
**PFC2552K**

**1.483**

mc 0,44 – Kg 36

1 ANTA VETRO, 1 ANTA TRAFORATA  
2 RIPIANI VETRO  
1 GLASS DOOR, 1 PERFORATED DOOR  
2 GLASS SHELVES

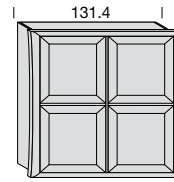


**PFC2571K**  
**PFC2572K**

**1.483**

mc 0,44 – Kg 36

4 ANTE LEGNO,  
4 RIPIANI VETRO  
4 WOODEN DOORS,  
4 GLASS SHELVES

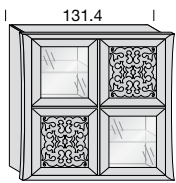


**PFC2841K**

**2.129**

mc 0,80 – Kg 58

2 ANTE VETRO, 2 ANTE TRAFORATE,  
4 RIPIANI VETRO  
2 GLASS DOORS, 2 PERFORATED DOORS,  
4 GLASS SHELVES



**PFC2891K**

**2.349**

mc 0,80 – Kg 58

4 ANTE LEGNO, 2 RIPIANI VETRO  
4 WOODEN DOORS, 2 GLASS SHELVES

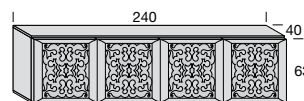


**PFC6111K**

**2.494**

mc 0,72 – Kg 112

4 ANTE TRAFORATE, 2 RIPIANI VETRO  
4 PERFORATED DOORS, 2 GLASS SHELVES



**PFC6181K**

**3.236**

mc 0,72 – Kg 112

4 ANTE LEGNO, 2 RIPIANI VETRO  
4 WOODEN DOORS, 2 GLASS SHELVES

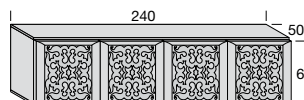


**PFC6115K**

**2.753**

mc 0,90 – Kg 140

4 ANTE TRAFORATE, 2 RIPIANI VETRO  
4 PERFORATED DOORS, 2 GLASS SHELVES



**PFC6185K**

**3.500**

mc 0,90 – Kg 140

## OPTIONAL OPTIONAL

BARRA LED A BASSO CONSUMO  
ACCENSIONE TOUCH  
IN ALLUMINIO L. 37.2  
LOW CONSUMPTION LED BAR  
TOUCH SWITCH  
IN ALUMINIUM W. 37.2



**ZZZFE22001**

**152**

ALIMENTATORE  
POWER SUPPLY

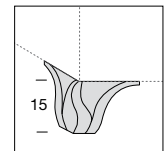


**ZZZFE22002**

**62**

COLLEGAMENTO  
A CARICO DEL CLIENTE  
CONNECTIONS  
TO BE MADE BY THE CUSTOMER.

KIT PIEDI INTAGLIATI H. 15 CM  
KIT FOR CARVED FEET H. 15 CM



**ACS4001K**

**259**

POSSIBILITÀ DI FRONTALE DIVERSO  
DALLA SCOCCA, SPECIFICARE LA  
FINITURA SCELTA

IN CASE OF FRONT DIFFERENT FROM  
THE CARCASE CONSIDER THE  
HIGHER PRICE OF THE CHOSEN  
FINISH

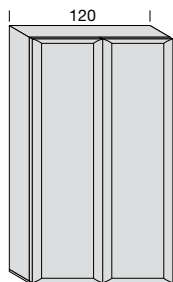
# PORTOFINO SISTEMA COMPONIBILE - MODULAR SYSTEM

## SISTEMA COMPONIBILE MODULAR SYSTEM


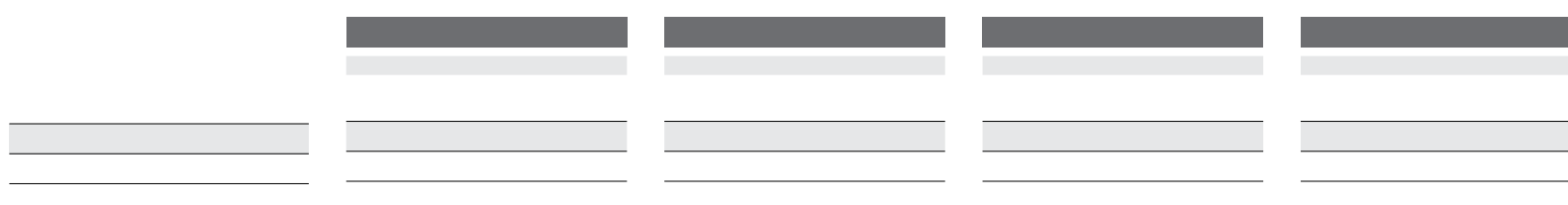
**VETRINA H. 208 P. 40**  
**DISPLAY UNIT H. 208 D. 40**

2 ANTE LEGNO, 4 RIPIANI VETRO  
2 WOODEN DOORS, 4 GLASS SHELVES

2 ANTE VETRO, 4 RIPIANI VETRO  
2 GLASS DOORS, 4 GLASS SHELVES



	PFC6001K	OPTIONAL		PFC6011K	OPTIONAL	
		PIEDI FEET			PIEDI FEET	
		PIEDI INTAGLIO H. 15 CM CARVED FEET H. 15 CM	PIEDI NICHEL NICKEL FEET		PIEDI INTAGLIO H. 15 CM CARVED FEET H. 15 CM	PIEDI NICHEL NICKEL FEET
<b>NOCE-FRASSINO / WALNUT-ASHWOOD</b>	<b>2.702</b>	<b>+ 259</b>	<b>+ 236</b>	<b>2.702</b>	<b>+ 259</b>	<b>+ 236</b>
	mc 1,18 – Kg 96			mc 1,18 – Kg 96		



2 ANTE VETRO CON FASCIA TRAFORATA,  
4 RIPIANI VETRO  
2 GLASS DOORS WITH PERFORATED  
STRIP, 4 GLASS SHELVES



PFC6021K	OPTIONAL			
	PIEDI FEET			
	PIEDI INTAGLIO H. 15 CM CARVED FEET H. 15 CM	PIEDI NICHEL NICKEL FEET		
<b>3.123</b>	<b>+ 259</b>	<b>+ 236</b>		
mc 1,18 – Kg 96				

## OPTIONAL OPTIONAL

BARRA LED A BASSO CONSUMO  
ACCENSIONE TOUCH  
IN ALLUMINIO L. 37.2  
LOW CONSUMPTION LED BAR  
TOUCH SWITCH  
IN ALUMINIUM W. 37.2



## ZZZFE22001

**152**

ALIMENTATORE  
POWER SUPPLY



## ZZZFE22002

**62**

COLLEGAMENTO  
A CARICO DEL CLIENTE  
CONNECTIONS  
TO BE MADE BY THE CUSTOMER.

KIT PIEDI INTAGLIATI H. 15 CM  
KIT FOR CARVED FEET H. 15 CM

**ACS4001K**  
**259**



POSSIBILITÀ DI FRONTALE DIVERSO  
DALLA SCOCCA, SPECIFICARE LA  
FINITURA SCELTA

IN CASE OF FRONT DIFFERENT FROM  
THE CARCASE CONSIDER THE  
HIGHER PRICE OF THE CHOOSEN  
FINISH

# PORTOFINO SISTEMA COMPONIBILE - MODULAR SYSTEM

## COMPOSIZIONI A CATALOGO

## CATALOGUE COMPOSITIONS

Per le composizioni a catalogo dei componibili Portofino: il prezzo di listino indicato è bloccato, applicabile solamente a composizioni come da foto/ disegno riportato.

E' ammessa la variazione delle dimensioni delle mensole e mensoloni, in questo caso il prezzo verrà calcolato aggiungendo al prezzo bloccato la maggiorazione o riduzione di listino dell'elemento variato.

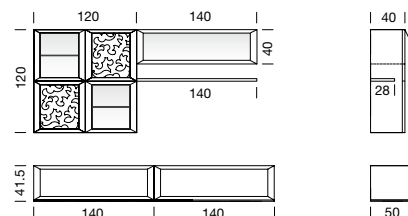
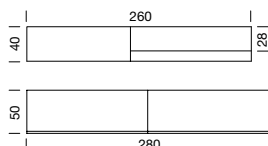
All Portofino modular compositions in the catalogue have a fixed price applicable only to compositions as shown in the photo or technical drawing.

The only change possible is the variation in the dimensions of the shelves and large shelves. The price in this case is calculated as the difference between the blocked price of the composition and the increase / reduction of the price of the changed shelves / large shelves.

### COMPOSIZIONE 182

#### COMPOSITION 182

PAG. 78 CATALOGO "PROPOSTE ARREDATIVE"  
PAGE 78 "FURNISHING SOLUTIONS" CATALOGUE



NOCE  
FRASSINO

PFC0182K

PREZZO TOTALE COMPOSIZIONE  
TOTAL PRICE FOR COMPOSITION

6.685

- 2 BASE A TERRA CON CESTONE L 140 P 50  
FLOOR-STANDING BASE UNIT WITH BASKET W 140 D 50
- 1 PENSILE 2 ANTE VETRO 2 ANTE TRAFORATE L 120 H 120  
WALL UNIT WITH 2 GLASS DOORS H 54 2 PERFORATED DOORS H 54 W 120 H 120
- 1 PENSILE VASISTAS ANTA VETRO L 140  
WALL UNIT WITH GLASS LIFT-UP DOOR W 140
- 1 MENSOLA L 140  
SHELF W 140

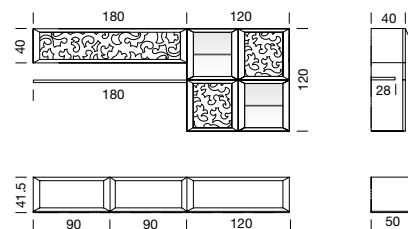
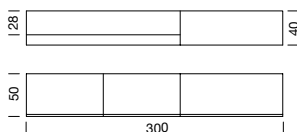


L. W. 280  
P. D. 40/50

### COMPOSIZIONE 184

#### COMPOSITION 184

PAG. 79 CATALOGO "PROPOSTE ARREDATIVE"  
PAGE 79 "FURNISHING SOLUTIONS" CATALOGUE




NOCE  
FRASSINO

PFC0184K

PREZZO TOTALE COMPOSIZIONE  
TOTAL PRICE FOR COMPOSITION

7.539

- 2 BASE A TERRA CON CESTONE L 90 P 50  
FLOOR-STANDING BASE UNIT WITH BASKET W 90 D 50
- 1 BASE A TERRA CON CESTONE L 120 P 50  
FLOOR-STANDING BASE UNIT WITH BASKET W 120 D 50
- 1 PENSILE VASTISTAS ANTA TRAFORATA L 180  
WALL UNIT WITH PERFORATED LIFT-UP DOOR W 180
- 1 PENSILE 2 ANTE VETRO 2 ANTE TRAFORATE L 120 H 120  
WALL UNIT WITH 2 GLASS DOORS H 54 2 PERFORATED DOORS H 54 W 120 H 120
- 1 MENSOLA L 180  
SHELF W 180



L. W. 300  
P. D. 40/50

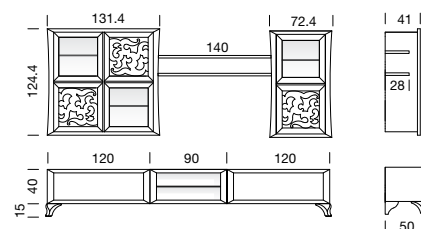
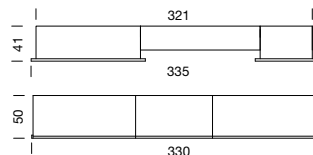


## COMPOSIZIONI A CATALOGO CATALOGUE COMPOSITIONS

### COMPOSIZIONE 186

#### COMPOSITION 186

PAG. 80 CATALOGO "PROPOSTE ARREDATIVE"  
PAGE 80 "FURNISHING SOLUTIONS" CATALOGUE



NOCE  
FRASSINO

PFC0186K

PREZZO TOTALE COMPOSIZIONE  
TOTAL PRICE FOR COMPOSITION

7.674

- 2 BASE CESTONE SOSPESA L 120 P 50  
SUSPENDED BASE UNIT WITH BASKET W 120 D 50
- 1 BASE A GIORNO SOSPESA L 90 P 50  
OPEN SUSPENDED BASE UNIT W 90 D 50
- 1 KIT PIEDI INTAGLIO  
KIT FOR ENGRAVING FEET
- 1 PENSILE 2 ANTE VETRO 2 ANTE TRAFORATE CON CORNICE PERIMETRALE L 131,4 H 124,4  
WALL UNIT WITH 2 GLASS DOORS 2 PERFORATED DOORS WITH PERIMETRIC FRAME W 131,4 H 124,4
- 1 PENSILE ANTA VETRO ANTA TRAFORATA CON CORNICE PERIMETRALE L 72,4 H 124,4  
WALL UNIT WITH GLASS DOOR PERFORATED DOOR WITH PERIMETRIC FRAME W 72,4 H 124,4
- 2 MENSOLE L 140  
SHELVES W 140

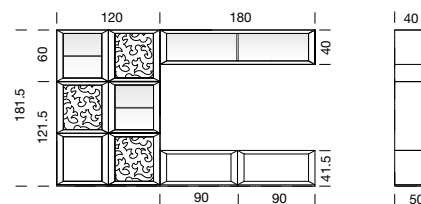
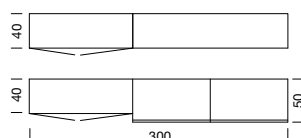


L. W. 335  
P. D. 40/50

### COMPOSIZIONE 188

#### COMPOSITION 188

PAG. 81 CATALOGO "PROPOSTE ARREDATIVE"  
PAGE 81 "FURNISHING SOLUTIONS" CATALOGUE



NOCE  
FRASSINO

PFC0188K

PREZZO TOTALE COMPOSIZIONE  
TOTAL PRICE FOR COMPOSITION

7.303

- 2 BASE A TERRA CON CESTONE L 90 P 50  
FLOOR-STANDING BASE UNIT WITH BASKET W 90 D 50
- 1 MADIA ANTA VETRO, ANTA LEGNO E 2 ANTE TRAFORATE L 120 H 121,5  
CUPBOARD GLASS DOOR, WOODEN DOOR AND 2 PERFORATED DOORS W 120 H 121,5
- 1 PENSILE ANTA VETRO E ANTA TRAFORATA L 120 H 60  
WALL UNIT WITH GLASS DOOR AND PERFORATED DOOR W 120 H 60
- 1 PENSILE VASISTAS ANTA VETRO L 180  
WALL UNIT WITH GLASS LIFT-UP DOOR W 180

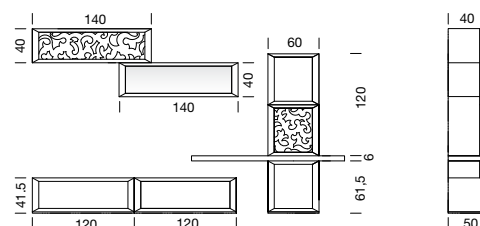
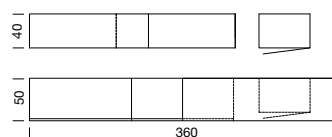


L. W. 300  
P. D. 40/50

### COMPOSIZIONE 190

#### COMPOSITION 190

PAG. 82 CATALOGO "PROPOSTE ARREDATIVE"  
PAGE 82 "FURNISHING SOLUTIONS" CATALOGUE



NOCE  
FRASSINO

PFC0190K

PREZZO TOTALE COMPOSIZIONE  
TOTAL PRICE FOR COMPOSITION

8.056

- 2 BASE A TERRA CON CESTONE L 120 P 50  
FLOOR-STANDING BASE UNIT WITH BASKET W 120 D 50
- 1 BASE A TERRA ANTA LEGNO L 60 H 61,5 P 40  
FLOOR-STANDING BASE UNIT WITH WOODEN DOOR W 60 H 61,5 D 40
- 1 MENSOLINE L 180 P 50  
LARGE SHELF W 180 D 50
- 1 PENSILE ANTA LEGNO E ANTA TRAFORATA L 60 H 120  
WALL UNIT WITH WOODEN DOOR AND PERFORATED DOOR W 60 H 120
- 1 PENSILE VASISTAS ANTA TRAFORATA L 140  
WALL UNIT WITH PERFORATED LIFT-UP DOOR W 140
- 1 PENSILE RIBALTA ANTA VETRO L 140  
WALL UNIT WITH GLASS DROP-DOWN DOOR W 140



L. W. 360  
P. D. 40/50

# PORTOFINO SISTEMA COMPONIBILE - MODULAR SYSTEM

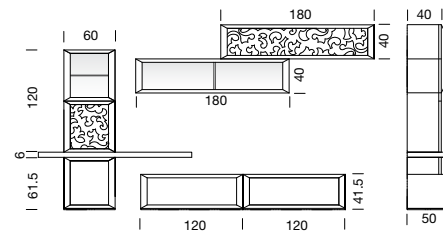
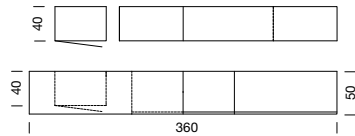
## COMPOSIZIONI A CATALOGO

## CATALOGUE COMPOSITIONS

### COMPOSIZIONE 190/B

### COMPOSITION 190/B

PAG. 83 CATALOGO "PROPOSTE ARREDATIVE"  
PAGE 83 "FURNISHING SOLUTIONS" CATALOGUE



NOCE  
FRASSINO

PFC190BK

PREZZO TOTALE COMPOSIZIONE  
TOTAL PRICE FOR COMPOSITION

8.393

- 2 BASE A TERRA CON CESTONE L 120 P 50  
FLOOR-STANDING BASE UNIT WITH BASKET W 120 D 50
- 1 BASE A TERRA ANTA LEGNO L 60 H 61,5 P 40  
FLOOR-STANDING BASE UNIT WITH WOODEN DOOR W 60 H 61.5 D 40
- 1 MENSOLONE L 180 P 50  
LARGE SHELF W 180 D 50
- 1 PENSILE ANTA VETRO E ANTA TRAFORATA L 60 H 120  
WALL UNIT WITH GLASS DOOR AND PERFORATED DOOR W 60 H 120
- 1 PENSILE VASISTAS ANTA TRAFORATA L 180  
WALL UNIT WITH PERFORATED LIFT-UP DOOR W 180
- 1 PENSILE RIBALTA ANTA VETRO L 180  
WALL UNIT WITH GLASS DROP-DOWN DOOR W 180

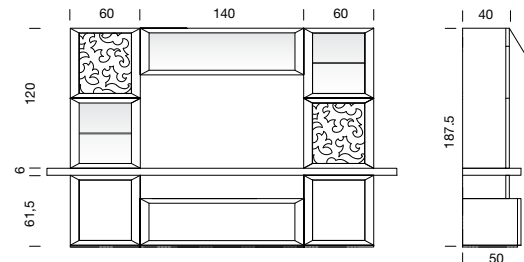
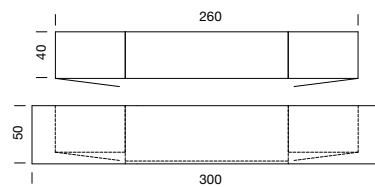


L. W. 360  
P. D. 40/50

### COMPOSIZIONE 194

### COMPOSITION 194

PAG. 84 CATALOGO "PROPOSTE ARREDATIVE"  
PAGE 84 "FURNISHING SOLUTIONS" CATALOGUE



NOCE  
FRASSINO

PFC0194K

PREZZO TOTALE COMPOSIZIONE  
TOTAL PRICE FOR COMPOSITION

8.184

- 1 BASE A TERRA CON CESTONE L 140 P 50  
FLOOR-STANDING BASE UNIT WITH BASKET W 140 D 50
- 2 BASE A TERRA ANTA LEGNO L 60 H 61,5 P 40  
FLOOR-STANDING BASE UNIT WITH WOODEN DOOR W 60 H 61.5 D 40
- 1 MENSOLONE L 300 P 50  
LARGE SHELF W 300 D 50
- 2 PENSILE ANTA VETRO E ANTA TRAFORATA L 60 H 120  
WALL UNIT WITH GLASS DOOR AND PERFORATED DOOR W 60 H 120
- 1 PENSILE VASISTAS ANTA VETRO L 140  
WALL UNIT WITH GLASS LIFT-UP DOOR W 140

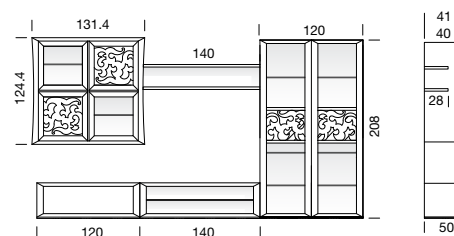
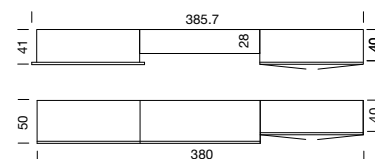


L. W. 300  
P. D. 40/50

### COMPOSIZIONE 196

### COMPOSITION 196

PAG. 85 CATALOGO "PROPOSTE ARREDATIVE"  
PAGE 85 "FURNISHING SOLUTIONS" CATALOGUE



NOCE  
FRASSINO

PFC0196K

PREZZO TOTALE COMPOSIZIONE  
TOTAL PRICE FOR COMPOSITION

8.258

- 1 BASE A TERRA CON CESTONE L 120 P 50  
FLOOR-STANDING BASE UNIT WITH BASKET W 120 D 50
- 1 BASE A TERRA A GIORNO L 140 P 50 CON RIPIANO VETRO  
OPEN FLOOR-STANDING BASE UNIT W 140 D 50 WITH GLASS SHELF
- 1 VETRINA 2 ANTE VETRO L 120 H 208 CON FASCIA CENTRALE TRAFORATA  
DISPLAY UNIT WITH 2 GLASS DOORS W 120 H 208 WITH PERFORATED CENTRAL STRIP
- 1 PENSILE 2 ANTE VETRO 2 ANTE TRAFORATE CON CORNICE PERIMETRALE L 131,4 H 124,4  
WALL UNIT WITH 2 GLASS DOORS 2 PERFORATED DOORS WITH PERIMETRIC FRAME W 131.4 H 124.4
- 2 MENSOLE L 140  
SHELVES W 140



L. W. 380  
P. D. 40/50

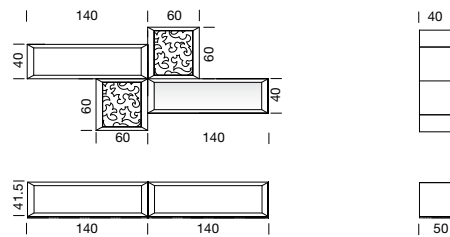
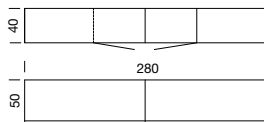
## COMPOSIZIONI A CATALOGO CATALOGUE COMPOSITIONS

POSSIBILITÀ DI FRONTALE DIVERSO DALLA SCOCCA, SPECIFICARE LA FINITURA SCELTA  
IN CASE OF FRONT DIFFERENT FROM THE CARCASE CONSIDER THE HIGHER PRICE OF THE CHOOSEN FINISH

### COMPOSIZIONE 198

#### COMPOSITION 198

PAG. 86 CATALOGO "PROPOSTE ARREDATIVE"  
PAGE 86 "FURNISHING SOLUTIONS" CATALOGUE



NOCE  
FRASSINO

PFC0198K

PREZZO TOTALE COMPOSIZIONE  
TOTAL PRICE FOR COMPOSITION

7.500

2	BASE A TERRA CON CESTONE L 140 P 50 FLOOR-STANDING BASE UNIT WITH BASKET W 140 D 50
2	PENSILE ANTA TRAFORATA L 60 H 60 WALL UNIT WITH PERFORATED DOOR W 60 H 60
1	PENSILE VASISTAS ANTA LEGNO L 140 WALL UNIT WITH WOODEN LIFT-UP DOOR W 140
1	PENSILE RIBALTA ANTA VETRO L 140 WALL UNIT WITH GLASS DROP-DOWN DOOR W 140

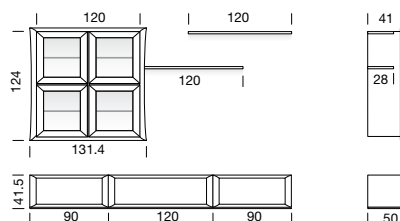
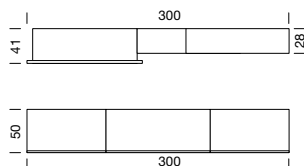


L. W. 280  
P. D. 40/50

### COMPOSIZIONE 100

#### COMPOSITION 100

PAG. 87 CATALOGO "PROPOSTE ARREDATIVE"  
PAGE 87 "FURNISHING SOLUTIONS" CATALOGUE



NOCE  
FRASSINO

PFC0100K

PREZZO TOTALE COMPOSIZIONE  
TOTAL PRICE FOR COMPOSITION

5.820

2	BASE A TERRA CON CESTONE L 90 P 50 FLOOR-STANDING BASE UNIT WITH BASKET W 90 D 50
1	BASE A TERRA CON CESTONE L 120 P 50 FLOOR-STANDING BASE UNIT WITH BASKET W 120 D 50
1	PENSILE 4 ANTE VETRO CON CORNICE PERIMETRALE L 131,4 H 124,4 WALL UNIT WITH 4 GLASS DOORS WITH PERIMETRIC FRAME W 131,4 H 124,4
2	MENSOLA L 120 SHELVES W 120

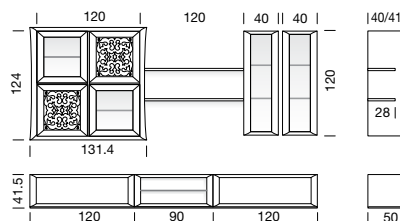
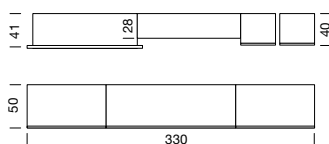


L. W. 300  
P. D. 41/50

### COMPOSIZIONE 115

#### COMPOSITION 115

PAG. 88 CATALOGO "PROPOSTE ARREDATIVE"  
PAGE 88 "FURNISHING SOLUTIONS" CATALOGUE



NOCE  
FRASSINO

PFC0115K

PREZZO TOTALE COMPOSIZIONE  
TOTAL PRICE FOR COMPOSITION

8.067

2	BASE A TERRA CON CESTONE L 120 P 50 FLOOR-STANDING BASE UNIT WITH BASKET W 120 D 50
1	BASE A TERRA A GIORNO CON RIPIANO VETRO L 90 P 50 OPEN FLOOR-STANDING BASE UNIT WITH GLASS SHELF W 90 D 50
1	PENSILE 2 ANTE VETRO 2 ANTE TRAFORATE CON CORNICE PERIMETRALE L 131,4 H 124,4 WALL UNIT WITH PERIMETRIC FRAME 2 GLASS DOORS 2 PERFORATED DOORS W 131,4 H 124,4 D
2	PENSILE ANTA VETRO L 40 H 120 VERTICAL WALL UNIT WITH GLASS DOOR W 40 H 120
2	MENSOLA L 120 SHELVES W 120



L. W. 330  
P. D. 40/50

# PORTOFINO SISTEMA COMPONIBILE - MODULAR SYSTEM

## COMPOSIZIONI A CATALOGO

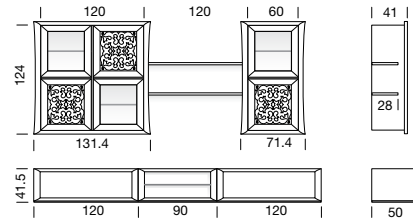
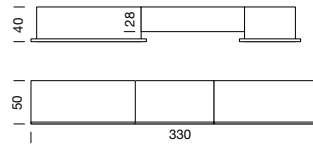
## CATALOGUE COMPOSITIONS

IN CASE OF FRONT DIFFERENT FROM THE CARCASE CONSIDER THE HIGHER PRICE OF THE CHOSEN FINISH

### COMPOSIZIONE 116

#### COMPOSITION 116

PAG. 72-73 CATALOGO "MODOZINE" E  
PAG. 70-71 CATALOGO "PORTOFINO NEW"  
PAGE 72-72 "MODOZINE" AND  
PAGE 70-71 "PORTOFINO NEW" CATALOGUE



NOCE  
FRASSINO

PFC0116K

PREZZO TOTALE COMPOSIZIONE  
TOTAL PRICE FOR COMPOSITION

7.387

- 2 BASE A TERRA CON CESTONE L 120 P 50  
FLOOR-STANDING BASE UNIT WITH BASKET W 120 D 50
- 1 BASE A TERRA A GIORNO CON RIPIANO VETRO L 90 P 50  
OPEN FLOOR-STANDING BASE UNIT WITH GLASS SHELF W 90 D 50
- 1 PENSILE 2 ANTE VETRO 2 ANTE TRAFORATE CON CORNICE PERIMETRALE L 131,4 H 124,4  
WALL UNIT WITH PERIMETRIC FRAME 2 GLASS DOORS 2 PERFORATED DOORS W 131,4 H 124,4
- 1 PENSILE ANTA VETRO E ANTA TRAFORATA CON CORNICE PERIMETRALE L 71,4 H 124,4  
WALL UNIT WITH PERIMETRIC FRAME GLASS DOOR PERFORATED DOOR W 71,4 H 124,4
- 2 MENSOLE L 120  
SHELVES W 120

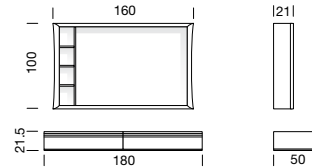
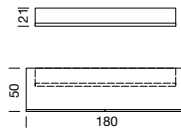


L. W. 330  
P. D. 41/50

### COMPOSIZIONE 04

#### COMPOSITION 04

PAG. 108-109 CATALOGO "PORTOFINO NEW"  
PAGE 108-109 "PORTOFINO NEW" CATALOGUE



NOCE  
FRASSINO

PFC0004K

PREZZO TOTALE COMPOSIZIONE  
TOTAL PRICE FOR COMPOSITION

3.174

- 1 BASE A TERRA CON 2 CASSETTI L 180 P 50  
FLOOR-STANDING BASE UNIT WITH 2 DRAWERS WITH RIDGED FRONT W 180 D 50
- 1 PORTA TV SOSPESO BOX BLOCK CON LIBRERIA L 160 H 100  
BOX BLOCK SUSPENDED TV UNIT WITH BOOKCASE W 160 H 100

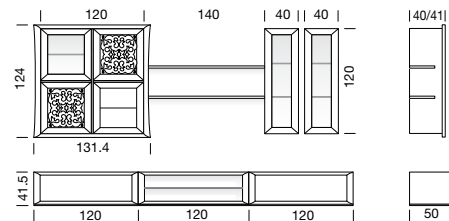
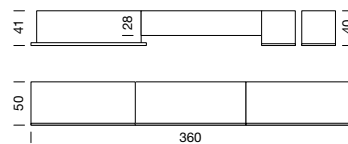


L. W. 180  
P. D. 21/50

### COMPOSIZIONE 06/B

#### COMPOSITION 06/B

PAG. 100-101 CATALOGO "PORTOFINO NEW"  
PAGE 100-101 "PORTOFINO NEW" CATALOGUE



NOCE  
FRASSINO

PFC006BK

PREZZO TOTALE COMPOSIZIONE  
TOTAL PRICE FOR COMPOSITION

8.326

- 2 BASE A TERRA CON CESTONE L 120 P 50  
FLOOR-STANDING BASE UNIT WITH BASKET W 120 D 50
- 1 BASE A TERRA A GIORNO CON RIPIANO VETRO L 120 P 50  
OPEN FLOOR-STANDING BASE UNIT WITH GLASS SHELF W 120 D 50
- 1 PENSILE 2 ANTE VETRO 2 ANTE TRAFORATE CON CORNICE PERIMETRALE L 131,4 H 124,4  
WALL UNIT WITH 4 GLASS DOORS AND PERIMETRIC FRAME W 131,4 H 124,4
- 2 PENSILE ANTA VETRO L 40 H 120  
VERTICAL WALL UNIT WITH GLASS DOOR W 40 H 120
- 2 MENSOLE L 140  
SHELF W 140



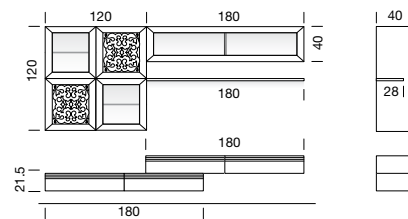
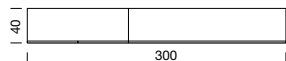
L. W. 360  
P. D. 40/50

## COMPOSIZIONI A CATALOGO CATALOGUE COMPOSITIONS

POSSIBILITÀ DI FRONTALE DIVERSO DALLA SCOCCA, SPECIFICARE LA FINITURA SCELTA  
IN CASE OF FRONT DIFFERENT FROM THE CARCASE CONSIDER THE HIGHER PRICE OF THE CHOOSEN FINISH

### COMPOSIZIONE 108 COMPOSITION 108

PAG. 89 CATALOGO "PROPOSTE ARREDATIVE"  
PAGE 89 "FURNISHING SOLUTIONS" CATALOGUE




NOCE  
FRASSINO

**PFC0108K**

**PREZZO TOTALE COMPOSIZIONE**  
TOTAL PRICE FOR COMPOSITION

**6.820**

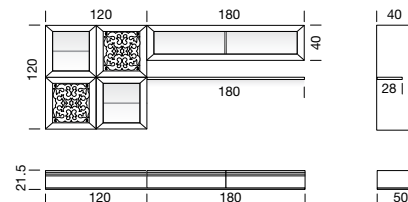
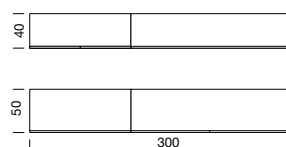
2	BASE SOSPESA 2 CASSETTI L 180 P 40 SUSPENDED BASE UNIT WITH 2 DRAWERS W 180 D 40
1	PENSILE 2 ANTE VETRO 2 ANTE TRAFORATE L 120 H 120 WALL UNIT WITH 2 GLASS DOORS AND 2 PERFORATED DOORS W 120 H 120
1	PENSILE ORIZZONTALE VASISTAS ANTA VETRO L 180 HORIZONTAL WALL UNIT WITH GLASS LIFT-UP DOOR W 180
1	MENSOLA L 180 SHELF W 180



L. W. 300  
P. D. 40

### COMPOSIZIONE 108/A COMPOSITION 108/A

PAG. 78-79 CATALOGO "MODOZINE"  
PAGE 78-79 "MODOZINE" CATALOGUE



NOCE  
FRASSINO

**PFC108AK**

**PREZZO TOTALE COMPOSIZIONE**  
TOTAL PRICE FOR COMPOSITION

**6.371**

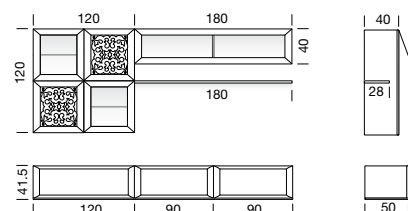
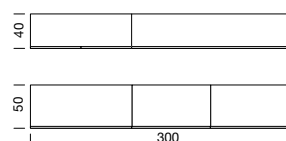
1	BASE A TERRA CON CASSETTO L 120 P 50 FLOOR-STANDING BASE UNIT WITH 1 DRAWER W 120 D 50
1	BASE A TERRA CON 2 CASSETTI L 180 P 50 FLOOR-STANDING BASE UNIT WITH 1 DRAWER W 180 D 50
1	PENSILE 2 ANTE VETRO 2 ANTE TRAFORATE L 120 H 120 WALL UNIT WITH 2 GLASS DOORS AND 2 PERFORATED DOORS W 120 H 120
1	PENSILE ORIZZONTALE ANTA VETRO VASISTAS L 180 HORIZONTAL WALL UNIT WITH GLASS LIFT-UP DOOR W 180
1	MENSOLA L 180 SHELF W 180



L. W. 300  
P. D. 40/50

### COMPOSIZIONE 108/B COMPOSITION 108/B

PAG. 76-77 CATALOGO "PORTOFINO NEW"  
PAGE 76-77 "PORTOFINO NEW" CATALOGUE



NOCE  
FRASSINO

**PFC108BK**

**PREZZO TOTALE COMPOSIZIONE**  
TOTAL PRICE FOR COMPOSITION

**7.190**

1	BASE A TERRA CON CESTONE L 120 P 50 FLOOR-STANDING BASE UNIT WITH BASKET W 120 D 50
2	BASE A TERRA CON CESTONE L 90 P 50 FLOOR-STANDING BASE UNIT WITH BASKET W 90 D 50
1	PENSILE 2 ANTE VETRO 2 ANTE TRAFORATE L 120 H 120 WALL UNIT WITH 2 GLASS DOORS AND 2 PERFORATED DOORS W 120 H 120
1	PENSILE ORIZZONTALE ANTA VETRO VASISTAS L 180 HORIZONTAL WALL UNIT WITH GLASS LIFT-UP DOOR W 180
1	MENSOLA L 180 SHELF W 180



L. W. 300  
P. D. 40/50



# PORTOFINO SISTEMA PARETE

---

## PORTOFINO WALL SYSTEM

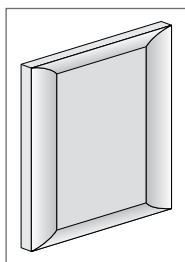
<b>CARATTERISTICHE TECNICHE E PARTICOLARITÀ DI UTILIZZO</b> TECHNICAL CHARACTERISTICS AND PARTICULAR USE	<b>206</b>
<b>ACCESSORI OPTIONAL</b> OPTIONAL ACCESSORIES	<b>210</b>
<b>COMPONENTI STRUTTURALI</b> STRUCTURAL COMPONENTS	<b>211</b>
<b>FRONTALI PORTOFINO</b> PORTOFINO FRONTS	<b>215</b>
<b>MODULI A COLONNA H. 226.5 – P. 40</b> TALL UNIT MODULES H. 226.5 – D. 40	<b>216</b>
<b>COMPOSIZIONI HOME THEATRE H. 226.5 – P. 40/50</b> HOME THEATRE COMPOSITIONS H. 226.5 – D. 40/50	<b>226</b>
<b>COMPOSIZIONI A CATALOGO</b> CATALOGUE COMPOSITIONS	<b>228</b>

# PORTOFINO SISTEMA PARETE - WALL SYSTEM

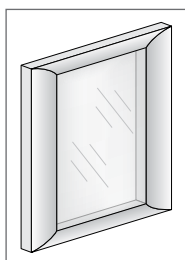
## CARATTERISTICHE TECNICHE E PARTICOLARITÀ DI UTILIZZO

### TECHNICAL CHARACTERISTICS AND PARTICULAR USE


#### ANTE DOORS



ANTA LEGNO  
WOODEN DOOR



ANTA VETRO  
GLASS DOOR



ANTA TRAFORATA  
PERFORATED DOOR

**ANTA LEGNO** MASSELLO DI TOULIPIER O FRASSINO SPAZZOLATO SP. CM. 3 E PANNELLO IN MULTISTRATO IMPIALLACCIATO NOCE O FRASSINO SPAZZOLATO SP. CM.0.8 VERNICIATO O LACCATO A PORO APERTO.

**MANIGLIA** PUSH-PULL, POMOLO O CUORE IN FINITURA NICHEL LUCIDO.

#### CERNIERE AMMORTIZZATE DI SERIE

**WOODEN DOOR** TOULIPIER SOLID WOOD OR BRUSHED ASHWOOD TH. CM. 3 AND MULTILAYER PANEL VENEERED IN WALNUT OR BRUSHED ASHWOOD TH. CM.0.8 PAINTED OR OPEN PORE LACQUERED.

**HANDLE** PUSH-PULL, KNOB OR CUORE IN GLOSSY NICKEL FINISH.

#### STANDARD SOFT-CLOSE HINGES

**ANTA VETRO** MASSELLO DI TOULIPIER O FRASSINO SPAZZOLATO SP. CM.3 E VETRO FLOAT SPESSORE CM.0.4, VERNICIATO O LACCATO A PORO APERTO.

**MANIGLIA** PUSH-PULL, POMOLO O CUORE IN FINITURA NICHEL LUCIDO.

#### CERNIERE AMMORTIZZATE DI SERIE

**GLASS DOOR** TOULIPIER SOLID WOOD OR BRUSHED ASHWOOD TH. CM.3 AND FLOAT GLASS TH. CM.0.4, OPEN PORE LACQUERED OR PAINTED.

**HANDLE** PUSH-PULL, KNOB OR CUORE IN GLOSSY NICKEL FINISH.

#### STANDARD SOFT-CLOSE HINGES

**ANTA TRAFORATA** MASSELLO DI TOULIPIER O FRASSINO SPAZZOLATO SP. CM.3 E PANNELLO IN MULTISTRATO IMPIALLACCIATO IN NOCE O FRASSINO SPAZZOLATO SP. CM.0.8, VERNICIATO O LACCATO A PORO APERTO.

**MANIGLIA** PUSH-PULL, POMOLO O CUORE IN FINITURA NICHEL LUCIDO.

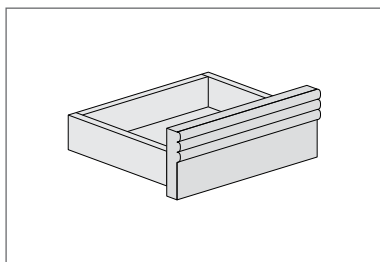
#### CERNIERE AMMORTIZZATE DI SERIE

**PERFORATED DOOR** TOULIPIER SOLID WOOD OR BRUSHED ASHWOOD TH. CM.3 AND MULTILAYER PANEL VENEERED IN WALNUT OR BRUSHED ASHWOOD TH. CM.0.8, OPEN PORE LACQUERED OR PAINTED.

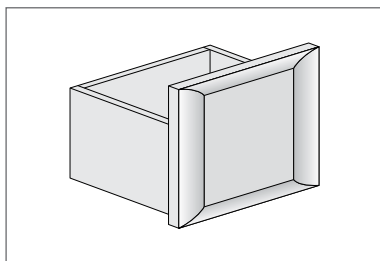
**HANDLE** PUSH-PULL, KNOB OR CUORE IN GLOSSY NICKEL FINISH.

#### STANDARD SOFT-CLOSE HINGES

#### CASSETTI E CESTONI DRAWERS AND BASKETS



CASSETTO LEGNO  
WOODEN DRAWER



CESTONE LEGNO  
WOODEN BASKET

**FRONTALE CASSETTO** MASSELLO DI TOULIPIER O FRASSINO SPAZZOLATO SP. CM. 3, VERNICIATO O LACCATO A PORO APERTO.

**STRUTTURA CASSETTO** PANNELLO DI MULTISTRATO BETULLA SP. CM.1.5 VERNICIATO TINTA ACACIA.

#### GUIDE CASSETTO REGOLABILI IN ALTEZZA E CON RICHIAMO AUTOMATICO AMMORTIZZATO

**MANIGLIA CASSETTO** PUSH-PULL O MANIGLIA MONDRIAN IN FINITURA ABBIANATA AL CASSETTO.

**DRAWER FRONT** TOULIPIER SOLID WOOD OR BRUSHED SOLID ASHWOOD TH. CM. 3, OPEN PORE LACQUERED OR PAINTED.

**DRAWER STRUCTURE** BIRCH MULTILAYER PANEL TH. CM.1.5 ACACIA STAINED PAINTED.

#### DRAWER GUIDES ADJUSTABLE IN HEIGHT AND SOFT-CLOSE SELF-CLOSING MECHANISM

**DRAWER HANDLE** PUSH-PULL OR MONDRIAN HANDLE IN THE SAME FINISH AS THE DRAWER.

**FRONTALE CESTONE** PANNELLO DI LISTELLARE IMPIALLACCIATO IN NOCE O FRASSINO SPAZZOLATO O SP. CM. 1.5 E CORNICE PERIMETRALE IN MASSELLO DI TOULIPIER O FRASSINO SPAZZOLATO SP. CM.3 VERNICIATO O LACCATO A PORO APERTO.

**STRUTTURA CESTONE** PANNELLO DI MULTISTRATO BETULLA SP. CM.1.5 VERNICIATO TINTA ACACIA.

#### GUIDE CASSETTO REGOLABILI IN ALTEZZA E CON RICHIAMO AUTOMATICO AMMORTIZZATO

**MANIGLIA CESTONE** PUSH-PULL, POMOLO, CUORE O RABBIT IN FINITURA NICHEL LUCIDO.

**BASKET FRONT** BLOCKBOARD PANEL VENEERED IN WALNUT OR BRUSHED ASHWOOD TH. CM. 1.5 AND PERIMETRIC FRAME IN TOULIPIER SOLID WOOD OR BRUSHED ASHWOOD TH. CM.3 OPEN PORE LACQUERED OR PAINTED.

**BASKET STRUCTURE** BIRCH MULTILAYER PANEL TH. CM.1.5 ACACIA STAINED PAINTED.

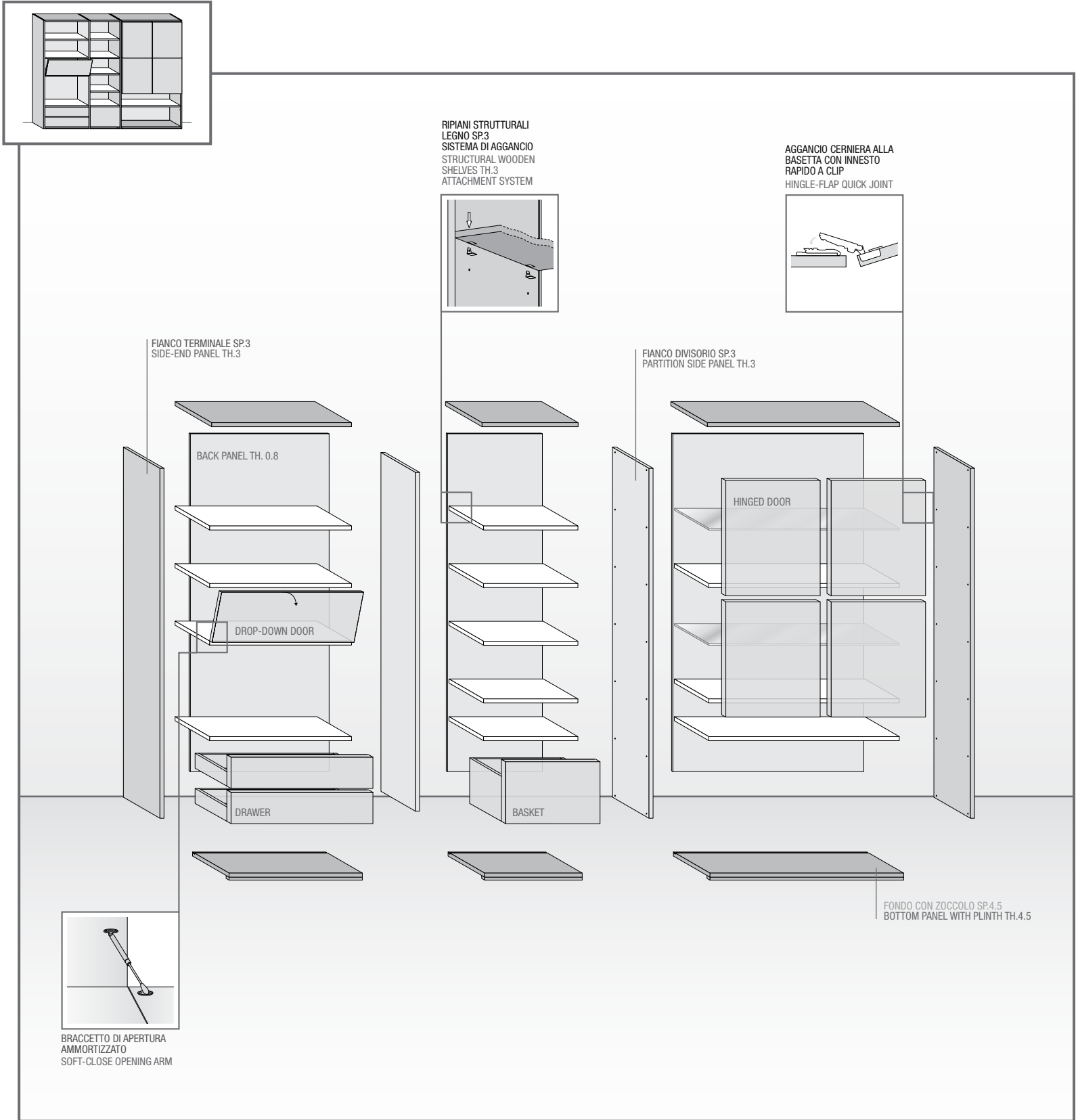
#### DRAWER GUIDES ADJUSTABLE IN HEIGHT AND SOFT-CLOSE SELF-CLOSING MECHANISM

**BASKET HANDLE** PUSH-PULL, KNOB, CUORE OR RABBIT IN GLOSSY NICKEL FINISH.



## COMPONENTI PARETE A TERRA E IN APPOGGIO "HOME THEATRE" FLOOR-STANDING AND "HOME THEATRE" RAISED COMPONENTS

### PARETE A TERRA FLOOR-STANDING PANEL



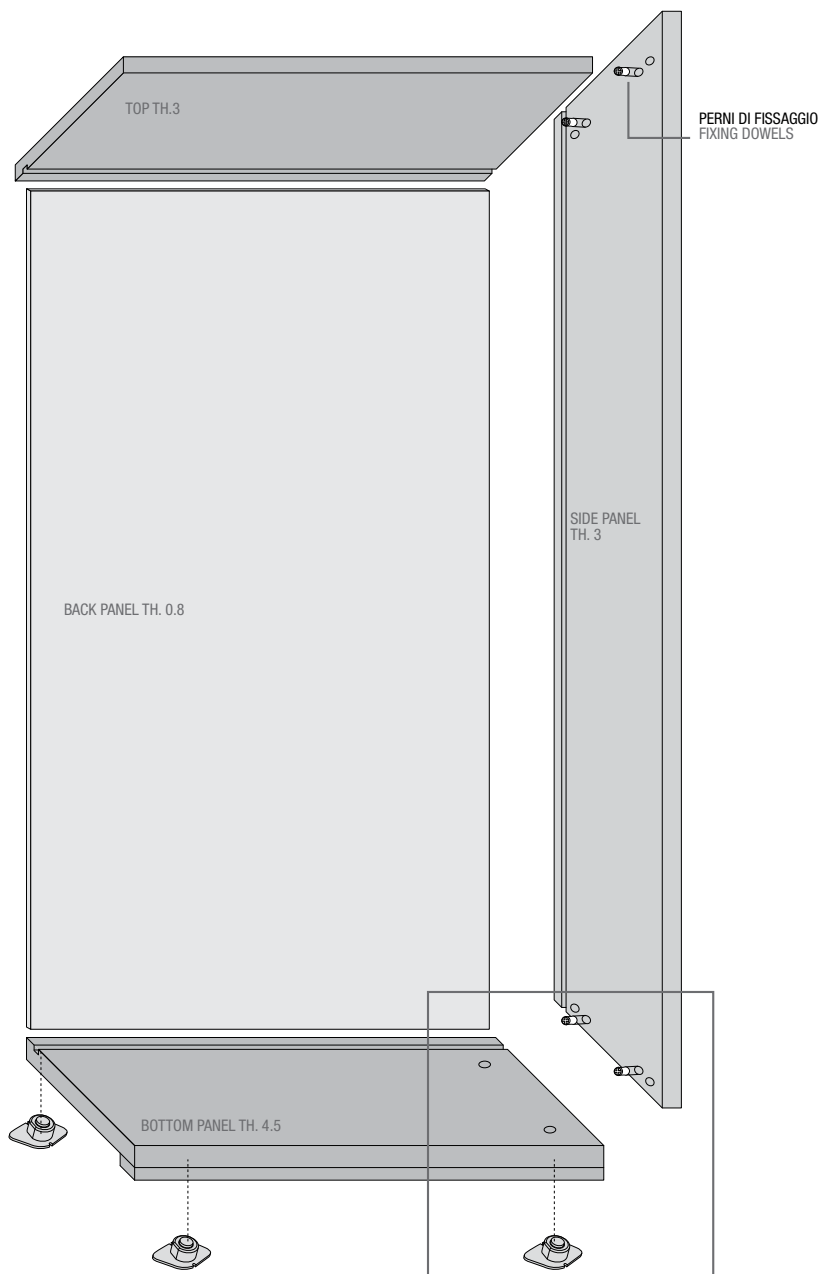
# PORTOFINO SISTEMA PARETE - WALL SYSTEM

## CARATTERISTICHE TECNICHE E PARTICOLARITÀ DI UTILIZZO

### TECHNICAL CHARACTERISTICS AND PARTICULAR USE

#### ASSEMBLAGGIO PARETE

#### WALL ASSEMBLY

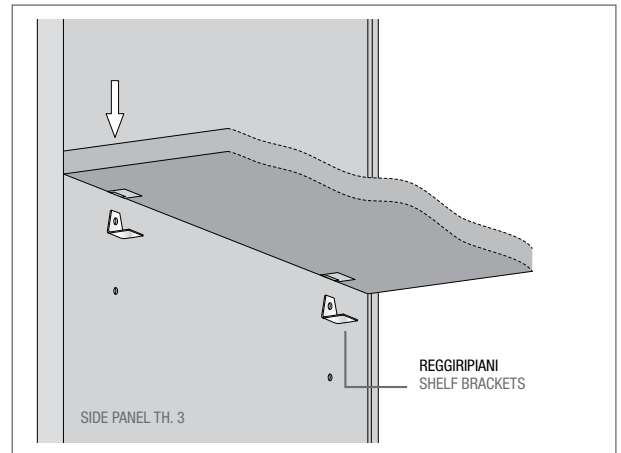


PIEDINO REGOLATORE CON BARILOTTO DI ASSEMBLAGGIO  
ADJUSTABLE FOOT WITH ASSEMBLY BOLT

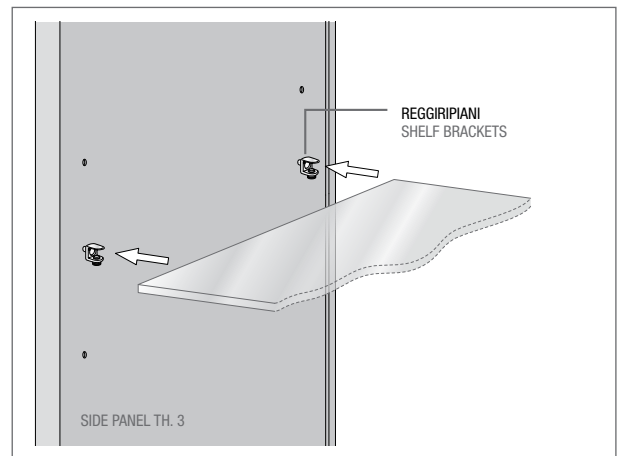
IL PIEDINO REGOLATORE HA DUE FUNZIONI IN UNA:  
- LA PRIMA DI FISSAGGIO DEGLI ELEMENTI DELLA PARETE,  
- LA SECONDA PER LA MESSA IN BOLLA.  
È DOTATO DI ALETTA LATERALE PER IL SOSTEGNO DELLA SPALLA.

THE ADJUSTABLE FOOT HAS A DOUBLE FUNCTION:  
- IT FIRST FASTENS THE WALL ELEMENTS  
- SECONDLY IT IS USED FOR HEIGHT ADJUSTMENT.  
IT IS PROVIDED WITH A SIDE FLAP TO SUPPORT THE END SIDE PANEL.

#### IL RIPIANO STRUTTURALE È IN LEGNO DA SP. 3. WOODEN STRUCTURAL SHELF TH. 3.

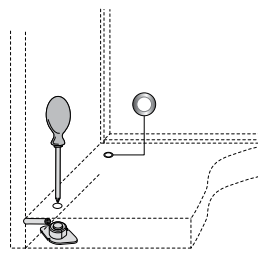


#### IL RIPIANO PORTAOGGETTI È IN VETRO DA SP. 0.8. GLASS SHELF TH. 0.8.

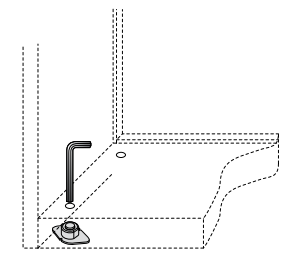


LE FORATURE DEI REGGIPIANI SONO PREDEFINITE IN BASE ALLA DISPOSIZIONE DEI VARI MODULI.  
THE HOLES IN THE SHELF SUPPORTS DEPEND ON THE ARRANGEMENT OF THE MODULES.

PIEDINO REGOLATORE CON FUNZIONE DI AGGANCI CON IL PERNO DELLA SPALLA  
ADJUSTABLE FOOT WITH ATTACHMENT FUNCTION WITH SUPPORT PANEL DOWEL



PIEDINO REGOLATORE CON FUNZIONE DI REGOLAZIONE DI LIVELLO  
ADJUSTABLE FOOT WITH LEVELLING FUNCTION.



IL FORO SULLA BASE DEL PIEDINO HA UN ANELLO CROMATO DI FINITURA Ø CM. 0.8  
HOLE ON BASE UNIT WITH FOOT HAS A FINISH CHROMED RING Ø CM. 0.8

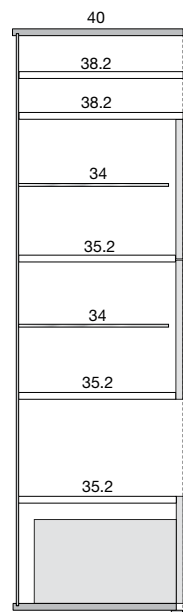
**LO SCHIENALE VA INSERITO IN FRESATA SU BASE, COPERCHIO E FIANCO.  
PER IL MONTAGGIO IN NICCHIA DELLA PARETE SONO NECESSARI CM. 3 IN LARGHEZZA E CM. 3 IN ALTEZZA.  
THE BACK PANEL MUST BE FITTED INTO THE GROOVE OF THE BASE UNIT WITH PANEL, TOP AND SIDE PANEL.  
FOR NICHE ASSEMBLY OF WALL CM. 3 IN WIDTH AND CM. 3 IN HEIGHT ARE NECESSARY.**

## CARATTERISTICHE TECNICHE E PARTICOLARITÀ DI UTILIZZO

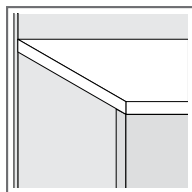
### TECHNICAL CHARACTERISTICS AND PARTICULAR USE

#### SCHEMA DI UTILIZZO RIPIANI

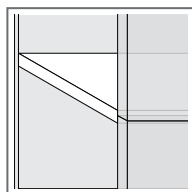
#### HOW TO USE SHELVES



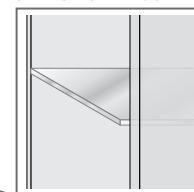
RIPIANI STRUTTURALI A GIORNO  
SP. 3 - P. 38.2  
OPEN STRUCTURAL SHELVES  
TH. 3 - D. 38.2



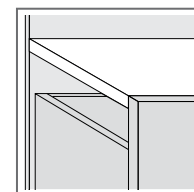
RIPIANI STRUTTURALI INTERNI  
SP. 3 - P. 35.2  
INTERNAL STRUCTURAL SHELVES  
TH. 3 - D. 35.2



RIPIANI INTERNI PORTAOGGETTI  
IN VETRO P. 34 - SP. 0.8  
GLASS INTERNAL  
SHELVES D. 34 - TH. 0.8



RIPIANI STRUTTURALI INTERNI  
SP. 3 - P. 35.2  
INTERNAL STRUCTURAL SHELVES  
TH. 3 - D. 35.2

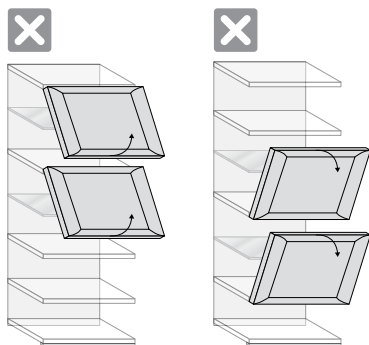


**IL RIPIANO LEGNO P. 38.2/35.2 VIENE UTILIZZATO SOLAMENTE COME RIPIANO STRUTTURALE.  
IL RIPIANO VETRO VIENE UTILIZZATO SOLAMENTE COME RIPIANO INTERNO ALL'ANTA.  
(È POSSIBILE METTERE IL RIPIANO LEGNO P. 34 - SP. 1.5 AL POSTO DEL VETRO, SOLO COME OPTIONAL)**  
THE WOODEN SHELF D. 38.2/35.2 IS USED ONLY AS STRUCTURAL SHELF.  
THE GLASS SHELF IS USED ONLY AS DOOR INSIDE SHELF.  
(WOODEN SHELF IS POSSIBLE D. 34 - TH. 1.5 INSTEAD OF THE GLASS SHELF, ONLY AS AN OPTIONAL)

#### LIMITI DI UTILIZZO PER PENSILI VASISTAS E RIBALTA

#### USE LIMITS FOR WALL UNITS WITH LIFT-UP DOORS AND DROP-DOWN DOORS

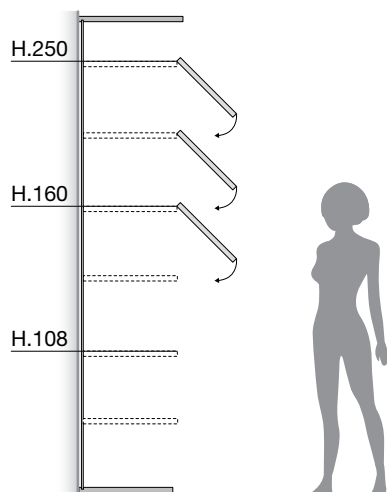
PORTOFINO:  
NON È POSSIBILE SOVRAPPORRE DUE PENSILI VASISTAS O DUE PENSILI RIBALTA  
PORTOFINO:  
IT IS NOT POSSIBLE TO STACK TWO WALL UNITS WITH LIFT-UP DOORS OR TWO  
WALL UNITS WITH DROP-DOWN DOORS



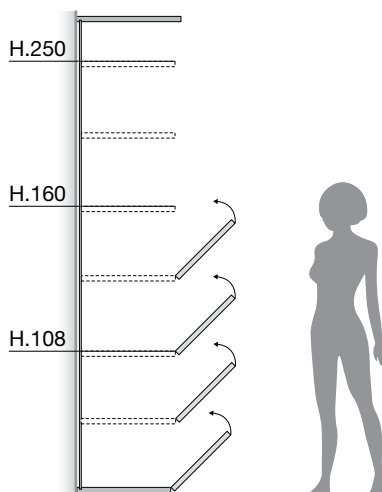
#### ALTEZZE MASSIME DI POSIZIONAMENTO ANTE VASISTAS/RIBALTA

#### MAXIMUM POSITION HEIGHTS FOR LIFT-UP/DROP-DOWN DOORS

ANTA VASISTAS  
LIFT-UP DOOR



ANTA RIBALTA  
DROP-DOWN DOOR



**POSIZIONAMENTO ANTE A RIBALTA DA H. 4.5 A H. 160  
POSIZIONAMENTO ANTE A VASISTAS DA H. 160 A H. 250  
POSITION OF DROP-DOWN DOORS H. 4.5 A H. 160  
POSITION OF LIFT-UP DOORS FROM H. 160 TO H. 250**

# PORTOFINO SISTEMA PARETE - WALL SYSTEM

## ACCESSORI OPTIONAL OPTIONAL ACCESSORIES

**BARRA LED A BASSO CONSUMO  
ACCENSIONE TOUCH  
IN ALLUMINIO L. 37.2  
COLLEGAMENTO  
A CARICO DEL CLIENTE**

**LOW CONSUMPTION LED BAR  
TOUCH SWITCH  
IN ALUMINIUM W. 37.2  
CONNECTIONS  
TO BE MADE BY THE CUSTOMER.**

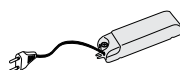


codice  
code

ZZZFE22001

152

## ALIMENTATORE POWER SUPPLY



codice  
code

ZZZFE22002

62

## TELECOMANDO REMOTE CONTROL

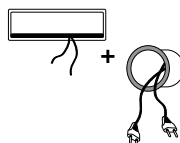


codice  
code

ZZZFE22004

147

**KIT SPORTELLLO PASSACAVI  
+ BORCHIA  
KIT FOR CABLE MANAGEMENT HOLE  
+ COVER**



codice  
code

ZZZFE22005

124

**MULTIPRESA A SCOMPARSA CON  
SPORTELLINO APRI/CHIUDI IN  
METALLO**

**CONCEALED MULTIPLE SOCKET  
WITH METAL OPEN/CLOSE FLAP**

VERSIONE TV:  
1 PRESA SCHUKO  
2 PRESA USB RICARICA  
1 PRESA SAT.  
TV VERSION:  
1 SCHUKO SOCKET  
2 SOCKETS USB CHARGE  
1 SAT. SOCKET



codice  
code

ZZZFE22030

556

VERSIONE PC/MAC:  
1 PRESA SCHUKO  
2 PORTE USB DATI  
1 PORTA HDMI  
PC/MAC VERSION:  
1 SCHUKO SOCKET  
2 USB PORT  
1 HDMI PORT



codice  
code

ZZZFE22031

556

## COMPONENTI STRUTTURALI STRUCTURAL COMPONENTS

**FIANCHI A TERRA**  
P. 40 – SP. 3  
FLOOR-STANDING  
SIDE PANELS  
D. 40 – TH. 3



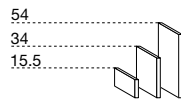
altezza height	codice code	NOCE-FRASSINO WALNUT-ASHWOOD	
226.5	<b>PFP1031C</b>	<b>404</b>	mc 0,04 – Kg 2

**DIVISIONI A TERRA**  
P. 40 – SP. 3  
FLOOR-STANDING  
PARTITIONS  
D. 40 – TH. 3



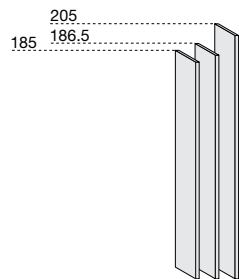
altezza height	codice code	NOCE-FRASSINO WALNUT-ASHWOOD	
226.5	<b>PFP1071C</b>	<b>416</b>	mc 0,04 – Kg 2

**DIVISIONI VERTICALI**  
P. 38.2 – SP. 3  
VERTICAL PARTITIONS  
D. 38.2 – TH. 3




altezza height	codice code	NOCE-FRASSINO WALNUT-ASHWOOD	
15.5	<b>PFP1311C</b>	<b>79</b>	mc 0,01 – Kg 1
34	<b>PFP1301C</b>	<b>118</b>	mc 0,01 – Kg 2
54	<b>PFP1321C</b>	<b>135</b>	mc 0,02 – Kg 3

**DIVISIONI IN APPOGGIO**  
HOME THEATRE  
P. 40 – SP. 3  
RAISED PARTITIONS  
HOME THEATRE  
D. 40 – TH. 3



altezza height	codice code	NOCE-FRASSINO WALNUT-ASHWOOD	
185	<b>PFP1251C</b>	<b>371</b>	mc 0,02 – Kg 2
186.5	<b>PFP1261C</b>	<b>371</b>	mc 0,02 – Kg 2
205	<b>PFP1271C</b>	<b>394</b>	mc 0,03 – Kg 2

**SCHIENALI A TERRA**  
226.5 – SP. 0.8  
FLOOR-STANDING  
BACK PANELS  
226.5 – TH. 0.8



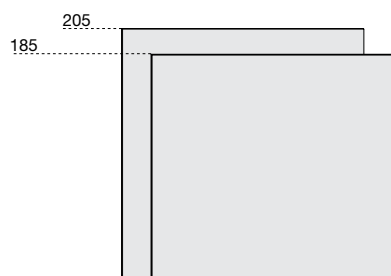
altezza height	larghezza width	codice code	NOCE-FRASSINO WALNUT-ASHWOOD	
226.5	34	<b>PFP7111C</b>	<b>152</b>	mc 0,08 – Kg 1,5
226.5	45	<b>PFP7115C</b>	<b>225</b>	mc 0,10 – Kg 1,5
226.5	60	<b>PFP7231C</b>	<b>242</b>	mc 0,14 – Kg 2
226.5	90	<b>PFP7351C</b>	<b>349</b>	mc 0,20 – Kg 2,5
226.5	120	<b>PFP7711C</b>	<b>439</b>	mc 0,27 – Kg 3,5
226.5	140	<b>PFP8091C</b>	<b>545</b>	mc 0,30 – Kg 4
226.5	180	<b>PFP8071C</b>	<b>624</b>	mc 0,40 – Kg 5

## SCHIENALI IN APPOGGIO

H. 166.5/185/186.5/205 – SP. 0.8

## RAISED BACK PANELS

H. 166.5/185/186.5/205 – TH. 0.8



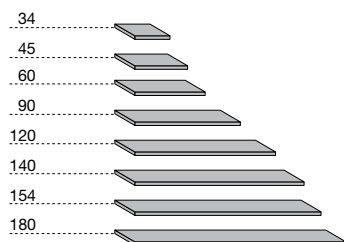
185	60	PFP7171C	214	mc 0,11 – Kg 2
185	90	PFP7301C	281	mc 0,16 – Kg 2,5
185	120	PFP7661C	377	mc 0,22 – Kg 3,5
185	140	PFP7781C	432	mc 0,26 – Kg 4
185	154	PFP7791C	484	mc 0,28 – Kg 4,5
185	180	PFP8021C	534	mc 0,33 – Kg 5
205	60	PFP7191C	230	mc 0,12 – Kg 2
205	90	PFP7331C	315	mc 0,18 – Kg 2,5
205	120	PFP7691C	416	mc 0,24 – Kg 3,5
205	140	PFP7811C	477	mc 0,28 – Kg 4
205	154	PFP7821C	539	mc 0,30 – Kg 4,5
205	180	PFP8051C	584	mc 0,36 – Kg 5

## COPERCHI

P. 40 – SP. 3

## TOPS

D. 40 – TH. 3



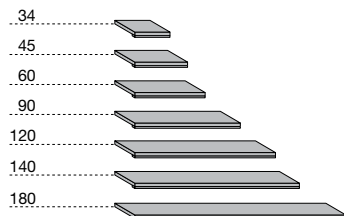
larghezza width	codice code	NOCE-FRASSINO WALNUT-ASHWOOD	
34	PFP3021C	95	mc 0,01 – Kg 0,5
45	PFP3401C	118	mc 0,02 – Kg 1
60	PFP3031C	135	mc 0,02 – Kg 1
90	PFP3041C	180	mc 0,02 – Kg 1,5
120	PFP3071C	219	mc 0,02 – Kg 2,5
140	PFP3081C	270	mc 0,03 – Kg 3
154	PFP3091C	297	mc 0,05 – Kg 3,5
180	PFP3101C	320	mc 0,03 – Kg 4

## FONDI CON ZOCCOLO

P. 40 – SP. 4.5

## BOTTOM PANELS WITH PLINTH

D. 40 – TH. 4.5



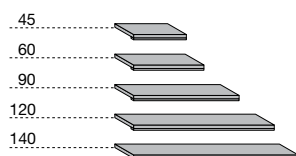
larghezza width	codice code	NOCE-FRASSINO WALNUT-ASHWOOD	
34	PFP2501C	118	mc 0,01 – Kg 0,5
45	PFP2551C	135	mc 0,02 – Kg 1
60	PFP2511C	152	mc 0,02 – Kg 1
90	PFP2521C	185	mc 0,02 – Kg 1,5
120	PFP2531C	230	mc 0,02 – Kg 2,5
140	PFP2561C	281	mc 0,03 – Kg 3
180	PFP2541C	326	mc 0,03 – Kg 4

## FONDI INTERNI CON ZOCCOLO

P. 37 – SP. 4.5

## INTERNAL BOTTOM PANELS WITH PLINTH

D. 37 – TH. 4.5



larghezza width	codice code	NOCE-FRASSINO WALNUT-ASHWOOD	
45	PFP2731C	135	mc 0,01 – Kg 0,5
60	PFP2701C	152	mc 0,02 – Kg 1
90	PFP2711C	185	mc 0,02 – Kg 1
120	PFP2721C	230	mc 0,02 – Kg 1,5
140	PFP2741C	281	mc 0,02 – Kg 2,5

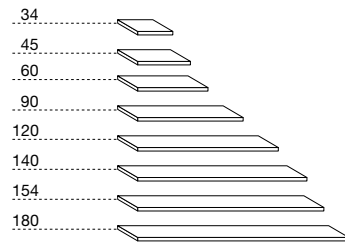
## COMPONENTI STRUTTURALI STRUCTURAL COMPONENTS

### RIPIANI A GIORNO

P. 38.2 – SP. 3

#### OPEN SHELVES

D. 38.2 – TH. 3



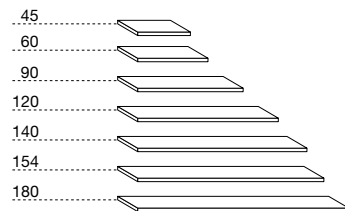
larghezza width	codice code	NOCE-FRASSINO WALNUT-ASHWOOD	
34	PFP2001C	95	mc 0,01 – Kg 0,5
45	PFP2141C	118	mc 0,02 – Kg 1
60	PFP2011C	135	mc 0,02 – Kg 1
90	PFP2021C	180	mc 0,02 – Kg 1,5
120	PFP2051C	219	mc 0,02 – Kg 2,5
140	PFP2061C	270	mc 0,03 – Kg 3
154	PFP2071C	297	mc 0,03 – Kg 3,5
180	PFP2081C	320	mc 0,03 – Kg 4

### RIPIANI INTERNI

P. 35.2 – SP. 3

#### INTERNAL SHELVES

D. 35.2 – TH. 3



larghezza width	codice code	NOCE-FRASSINO WALNUT-ASHWOOD	
45	PFP2151C	118	mc 0,01 – Kg 0,5
60	PFP2101C	135	mc 0,02 – Kg 1
90	PFP2111C	180	mc 0,02 – Kg 1
120	PFP2121C	219	mc 0,02 – Kg 1,5
140	PFP2131C	270	mc 0,02 – Kg 2,5
154	PFP2171C	297	mc 0,03 – Kg 3
180	PFP2161C	320	mc 0,03 – Kg 4

### RIPIANI INTERNI PORTAOGGETTI

P. 34 – SP. 1.5

#### INTERNAL SHELVES

D. 34 – TH. 1.5



larghezza width	codice code	NOCE-FRASSINO WALNUT-ASHWOOD	
45	PFP2221C	90	mc 0,01 – Kg 0,5
60	PFP2231C	112	mc 0,01 – Kg 1
90	PFP2241C	152	mc 0,01 – Kg 1
120	PFP2251C	174	mc 0,01 – Kg 1,5

### RIPIANI INTERNI IN VETRO

P. 34 – SP. 0.8

#### INTERNAL GLASS SHELVES

D. 34 – TH. 0.8



larghezza width	codice code	NOCE-FRASSINO WALNUT-ASHWOOD	
45	PFP2204C	40	mc 0,01 – Kg 0,5
60	PFP2201C	45	mc 0,01 – Kg 1
90	PFP2202C	57	mc 0,01 – Kg 1
120	PFP2203C	67	mc 0,01 – Kg 1,5

# PORTOFINO SISTEMA PARETE - WALL SYSTEM

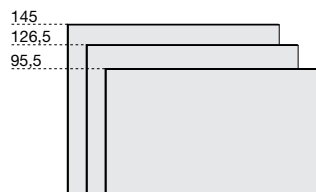
## COMPONENTI STRUTTURALI STRUCTURAL COMPONENTS

### PANNELLI PORTA TV

H. 95.5/126.5/145 – SP .1.5

### TV PANELS

H. 95.5/126.5/145 – TH.1.5



altezza height	larghezza width	codice code	NOCE-FRASSINO WALNUT-ASHWOOD	
108	120	PFP6641K	342	mc 0,03 – Kg 3,5
108	140	PFP6651K	387	mc 0,03 – Kg 4
108	154	PFP6661K	427	mc 0,03 – Kg 4,5
108	180	PFP6671K	467	mc 0,04 – Kg 5
128	120	PFP6781K	394	mc 0,03 – Kg 3,5
128	140	PFP6791K	467	mc 0,04 – Kg 4
128	154	PFP6801K	545	mc 0,04 – Kg 4,5
128	180	PFP6811K	562	mc 0,04 – Kg 5
145	120	PFP6851K	427	mc 0,04 – Kg 3,5
145	140	PFP6861K	506	mc 0,04 – Kg 4
145	154	PFP6871K	551	mc 0,04 – Kg 4,5
145	180	PFP6881K	596	mc 0,05 – Kg 5

### CORNICI PERIMETRALI

H. 228

PER PARETI A TERRA H. 226.5

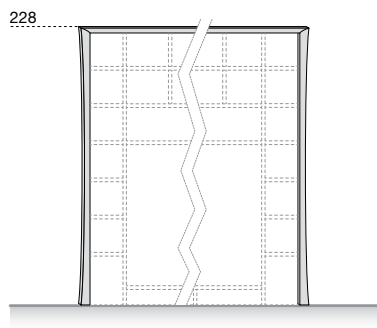
### PERIMETRIC FRAMES

H. 228

FOR FLOOR-STANDING WALLS

H. 226.5

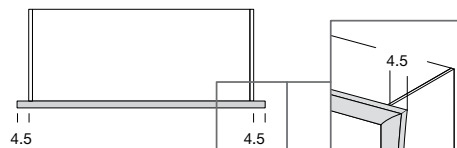
\* PARTE SUPERIORE IN 2 PEZZI  
TOP PART IN 2 PIECES



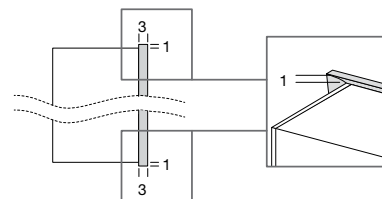
altezza height	larghezza width	codice code	NOCE-FRASSINO WALNUT-ASHWOOD	
228	max 105	PFP9151K	242	mc 0,05 – Kg 2,5
228	106÷225	PFP9161K	264	mc 0,05 – Kg 3
228	226÷355	PFP9171K	309	mc 0,05 – Kg 3,5
* 228	356÷455	PFP9181K	342	mc 0,05 – Kg 4
* 228	456÷555	PFP9191K	365	mc 0,05 – Kg 4,5

### INGOMBRI CORNICE PERIMETRALE DIMENSIONS FOR PERIMETRIC FRAME

VISTA IN PIANTA  
LAYOUT VIEW

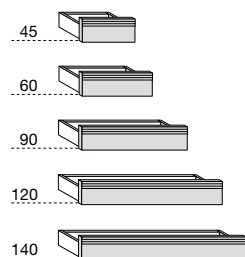


VISTA LATERALE  
SIDE VIEW



### CASSETTI H. 20 PORTOFINO

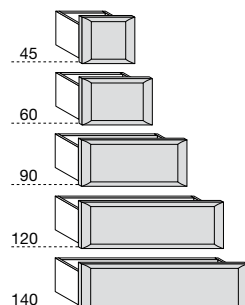
DRAWERS H. 20 PORTOFINO



larghezza width	codice code	NOCE-FRASSINO WALNUT-ASHWOOD	
45	PFP4031C	287	mc 0,05 – Kg 4,5
60	PFP4001C	292	mc 0,06 – Kg 6
90	PFP4011C	326	mc 0,08 – Kg 9
120	PFP4021C	377	mc 0,12 – Kg 12
140	PFP4041C	416	mc 0,14 – Kg 14

### CESTONI H. 40 PORTOFINO

BASKETS H. 40 PORTOFINO

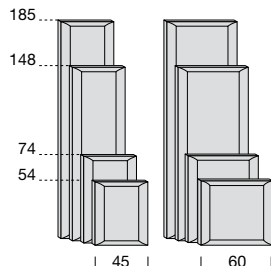


larghezza width	codice code	NOCE-FRASSINO WALNUT-ASHWOOD	
45	PFP4231C	427	mc 0,08 – Kg 9
60	PFP4201C	439	mc 0,12 – Kg 12
90	PFP4211C	477	mc 0,17 – Kg 18
120	PFP4221C	529	mc 0,23 – Kg 24
140	PFP4241C	629	mc 0,27 – Kg 28



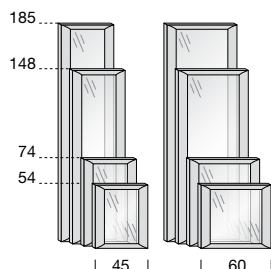
## FRONTALI PORTOFINO PORTOFINO FRONTS

### ANTE LEGNO PORTOFINO PORTOFINO WOODEN DOORS



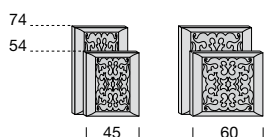
altezza height	larghezza width	codice dx code rh	codice sx code lh	NOCE-FRASSINO WALNUT-ASHWOOD	
54	45	PFP5481C	PFP5482C	230	mc 0,02 – Kg 4
54	60	PFP5401C	PFP5402C	242	mc 0,02 – Kg 5
74	45	PFP5501C	PFP5502C	264	mc 0,02 – Kg 5
74	60	PFP5421C	PFP5422C	270	mc 0,02 – Kg 7
148	45	PFP5521C	PFP5522C	394	mc 0,03 – Kg 10
148	60	PFP5441C	PFP5442C	422	mc 0,03 – Kg 14
185	45	PFP5541C	PFP5542C	461	mc 0,03 – Kg 13
185	60	PFP5461C	PFP5462C	489	mc 0,04 – Kg 17

### ANTE VETRO PORTOFINO PORTOFINO GLASS DOORS



altezza height	larghezza width	codice dx code rh	codice sx code lh	NOCE-FRASSINO WALNUT-ASHWOOD	
54	45	PFP5641C	PFP5642C	230	mc 0,02 – Kg 4
54	60	PFP5561C	PFP5562C	242	mc 0,02 – Kg 5
74	45	PFP5661C	PFP5662C	264	mc 0,02 – Kg 5
74	60	PFP5581C	PFP5582C	270	mc 0,02 – Kg 7
148	45	PFP5681C	PFP5682C	394	mc 0,03 – Kg 10
148	60	PFP5601C	PFP5602C	422	mc 0,03 – Kg 14
185	45	PFP5701C	PFP5702C	461	mc 0,03 – Kg 13
185	60	PFP5621C	PFP5622C	489	mc 0,04 – Kg 17

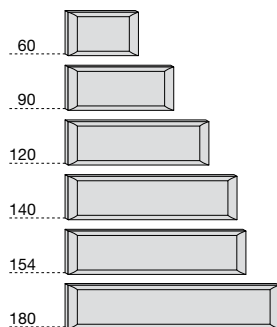
### ANTE TRAFORATE PORTOFINO PORTOFINO DECORATED DOORS



altezza height	larghezza width	codice dx code rh	codice sx code lh	NOCE-FRASSINO WALNUT-ASHWOOD	
54	45	PFP5485C	PFP5486C	360	mc 0,02 – Kg 4
54	60	PFP5405C	PFP5406C	382	mc 0,02 – Kg 5
74	45	PFP5505C	PFP5506C	394	mc 0,02 – Kg 5
74	60	PFP5425C	PFP5426C	427	mc 0,02 – Kg 7

### ANTE LEGNO RIBALTA E VASISTAS PORTOFINO H. 37 PORTOFINO LIFT-UP AND WOODEN DROP-DOWN DOORS H. 37

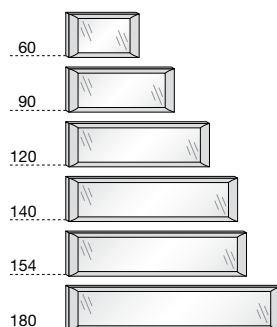
PER LIMITI DI UTILIZZO DELLE ANTE VASISTAS E RIBALTA CONSULTARE PAG. 296  
FOR USE LIMITS OF LIFT-UP AND DROP-DOWN DOORS SEE PAGE 296



larghezza width	codice vasistas lift-up code	codice ribalta drop-down code	NOCE-FRASSINO WALNUT-ASHWOOD	
60	PFP5201C	PFP5001C	264	mc 0,02 – Kg 4
90	PFP5211C	PFP5011C	292	mc 0,02 – Kg 5
120	PFP5221C	PFP5021C	337	mc 0,02 – Kg 7
140	PFP5241C	PFP5251C	382	mc 0,02 – Kg 8
154	PFP5711C	PFP5731C	394	mc 0,03 – Kg 9
180	PFP5231C	PFP5031C	439	mc 0,03 – Kg 10

### ANTE VETRO RIBALTA E VASISTAS PORTOFINO H. 37 PORTOFINO LIFT-UP AND GLASS DROP-DOWN DOORS H. 37

PER LIMITI DI UTILIZZO DELLE ANTE VASISTAS E RIBALTA CONSULTARE PAG. 296  
FOR USE LIMITS OF LIFT-UP AND DROP-DOWN DOORS SEE PAGE 296



larghezza width	codice vasistas lift-up code	codice ribalta drop-down code	NOCE-FRASSINO WALNUT-ASHWOOD	
60	PFP5301C	PFP5101C	264	mc 0,02 – Kg 4
90	PFP5311C	PFP5111C	292	mc 0,02 – Kg 5
120	PFP5321C	PFP5121C	337	mc 0,02 – Kg 7
140	PFP5411C	PFP5451C	382	mc 0,02 – Kg 8
154	PFP5721C	PFP5741C	394	mc 0,03 – Kg 9
180	PFP5331C	PFP5131C	439	mc 0,03 – Kg 10

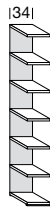
# PORTOFINO SISTEMA PARETE - WALL SYSTEM

MODULI A COLONNA H. 226.5 – P. 40

TALL UNIT MODULES H. 226.5 – D. 40

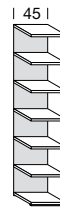
## MODULI A GIORNO OPEN MODULES

5 RIPIANI  
5 SHELVES



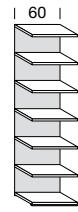
PFP5001M

5 RIPIANI  
5 SHELVES



PFP5005M

5 RIPIANI  
5 SHELVES



PFP5011M

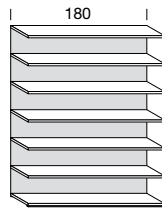
NOCE-FRASSINO / WALNUT-ASHWOOD

804

1.000

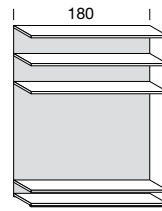
1.141

5 RIPIANI  
5 SHELVES



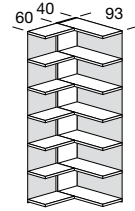
PFP5851M

3 RIPIANI  
3 SHELVES



PFP5861M

5 RIPIANI ANGOLO  
5 CORNER SHELVES



PFP6131M

NOCE-FRASSINO / WALNUT-ASHWOOD

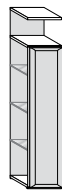
2.360

2.191

3.073

## MODULI L. 45 MODULES W. 45

1 ANTA LEGNO  
1 WOODEN DOOR



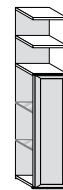
PFP5215M

1 ANTA VETRO  
1 GLASS DOOR



PFP5235M

1 ANTA LEGNO, 1 RIPIANO  
1 WOODEN DOOR, 1 SHELF



PFP5175M

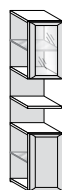
NOCE-FRASSINO / WALNUT-ASHWOOD

1.113

1.113

1.124

1 ANTA LEGNO, 1 RIPIANO,  
1 ANTA VETRO  
1 WOODEN DOOR, 1 SHELF,  
1 GLASS DOOR



PFP5315M

1 ANTA LEGNO, 1 RIPIANO,  
1 ANTA DECORATA/TRAFORATA  
1 WOODEN DOOR, 1 SHELF,  
1 DECORATED/PERFORATED DOOR



PFP5325M

2 CASSETTI, 1 ANTA VETRO, 1 ANTA DECORATA/  
TRAFORATA  
2 DRAWERS, 1 GLASS DOOR, 1 DECORATED/  
PERFORATED DOOR



PFP5075M

NOCE-FRASSINO / WALNUT-ASHWOOD

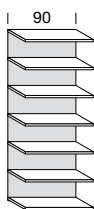
1.360

1.488

2.095

**N.B.: INDICARE SEMPRE IL VERSO DELL'ANTA (DX O SX)**  
**N.B.: ALWAYS INDICATE THE DIRECTION OF DOOR (RH OR LH)**

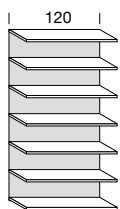
5 RIPIANI  
5 SHELVES



PFP5371M

1.573

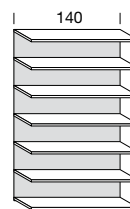
5 RIPIANI  
5 SHELVES



PFP5611M

1.927

5 RIPIANI  
5 SHELVES



PFP6001M

2.410

## EL. STRUTTURALI E OPTIONAL OPTIONAL AND STRUCTURAL EL.

FIANCO A TERRA SP. 3  
FLOOR-STANDING SIDE PANEL TH. 3



PFP1031C

404

mc 0,04 - Kg 2

DIVISIONE A TERRA SP. 3  
FLOOR-STANDING PARTITION TH. 3



PFP1071C

416

mc 0,04 - Kg 2

BARRA LED A BASSO CONSUMO  
ACCENSIONE TOUCH  
IN ALLUMINIO L. 37.2  
LOW CONSUMPTION LED BAR  
TOUCH SWITCH  
IN ALUMINIUM W. 37.2



ZZZFE22001

152

ALIMENTATORE  
POWER SUPPLY



ZZZFE22002

62

COLLEGAMENTO  
A CARICO DEL CLIENTE  
CONNECTIONS  
TO BE MADE BY THE CUSTOMER.

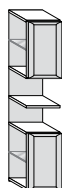
1 ANTA VETRO, 1 RIPIANO  
1 GLASS DOOR, 1 SHELF



PFP5195M

1.124

2 ANTE LEGNO, 1 RIPIANO  
2 WOODEN DOORS, 1 SHELF



PFP5295M

1.360

2 ANTE DECORATE/TRAFORATE, 1 RIPIANO  
2 DECORATED/PERFORATED DOORS, 1 SHELF



PFP5285M

1.623

\*

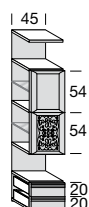
2 CASSETTI, 2 ANTE VETRO  
2 DRAWERS, 2 GLASS DOORS



PFP5275M

1.960

2 CASSETTI, 1 ANTA TRAFORATA,  
1 ANTA LEGNO  
2 DRAWERS, 1 PERFORATED DOOR,  
1 WOODEN DOOR



PFP5065M

2.095

\*  
SPECIFICARE CON O SENZA DECORO  
FOGLIA  
(IL PREZZO È LO STESSO)  
PLEASE SPECIFY WITH OR WITHOUT  
LEAF DECORATION  
(THE PRICE IS THE SAME)

POSSIBILITÀ DI FRONTALE DIVERSO  
DALLA SCOCCA, SPECIFICARE LA  
FINITURA SCELTA

IN CASE OF FRONT DIFERENT FROM  
THE CARCASE CONSIDER THE  
HIGHER PRICE OF THE CHOOSEN  
FINISH

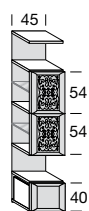
# PORTOFINO SISTEMA PARETE - WALL SYSTEM

## MODULI A COLONNA H. 226.5 – P. 40

### TALL UNIT MODULES H. 226.5 – D. 40

#### MODULI L. 45 MODULES W. 45

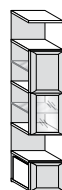
1 CESTONE, 2 ANTE TRAFORATE  
1 BASKET, 2 PERFORATED DOORS



**PFP5165M**

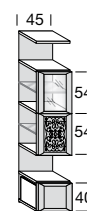
Portofino

1 CESTONE, 1 ANTA VETRO,  
1 ANTA LEGNO  
1 BASKET, 1 GLASS DOOR,  
1 WOODEN DOOR



**PFP5085M**

1 CESTONE, 1 ANTA TRAFORATA,  
1 ANTA VETRO  
1 BASKET, 1 PERFORATED DOOR,  
1 GLASS DOOR



**PFP5025M**

NOCE-FRASSINO / WALNUT-ASHWOOD

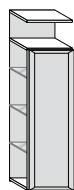
**2.079**

**1.820**

**1.950**

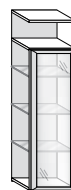
#### MODULI L. 60 MODULES W. 60

1 ANTA LEGNO  
1 WOODEN DOOR



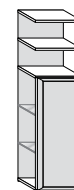
**PFP5211M**

1 ANTA VETRO  
1 GLASS DOOR



**PFP5231M**

1 ANTA LEGNO, 1 RIPIANO  
1 WOODEN DOOR, 1 SHELF



**PFP5171M**

NOCE-FRASSINO / WALNUT-ASHWOOD

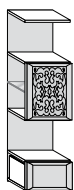
**1.236**

**1.236**

**1.253**

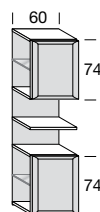
1 CESTONE, 1 ANTA DECORATA/TRAFORATA  
1 BASKET, 1 DECORATED/PERFORATED DOOR

\*



**PFP5152M**

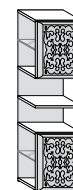
2 ANTE LEGNO, 1 RIPIANO  
2 WOODEN DOORS, 1 SHELF



**PFP5291M**

2 ANTE DECORATE/TRAFORATE, 1 RIPIANO  
2 DECORATED/PERFORATED DOORS, 1 SHELF

\*



**PFP5292M**

NOCE-FRASSINO / WALNUT-ASHWOOD

**1.775**

**1.488**

**1.803**

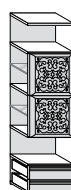
2 CASSETTI, 2 ANTE VETRO  
2 DRAWERS, 2 GLASS DOORS



**PFP5271M**

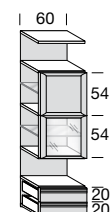
2 CASSETTI, 2 ANTE DECORATE/TRAFORATE  
2 DRAWERS, 2 DECORATED/PERFORATED DOORS

\*



**PFP5252M**

2 CASSETTI, 1 ANTA VETRO,  
1 ANTA LEGNO  
2 DRAWERS, 1 GLASS DOOR,  
1 WOODEN DOOR



**PFP5272M**

NOCE-FRASSINO / WALNUT-ASHWOOD

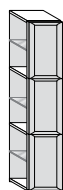
**2.135**

**2.427**

**2.135**

**N.B.: INDICARE SEMPRE IL VERSO DELL'ANTA (DX O SX)**  
**N.B.: ALWAYS INDICATE THE DIRECTION OF DOOR (RH OR LH)**

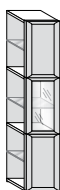
**3 ANTE LEGNO**  
**3 WOODEN DOORS**



**PFP5335M**

**1.540**

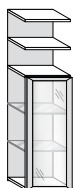
**2 ANTE LEGNO, 1 ANTA VETRO**  
**2 WOODEN DOORS, 1 GLASS DOOR**



**PFP5355M**

**1.540**

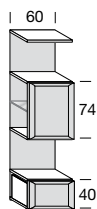
**1 ANTA VETRO, 1 RIPIANO**  
**1 GLASS DOOR, 1 SHELF**



**PFP5191M**

**1.253**

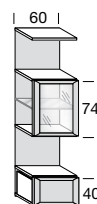
**1 CESTONE, 3 RIPIANI**  
**1 BASKET, 3 SHELVES**



**PFP5131M**

**1.623**

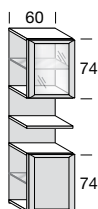
**1 CESTONE, 1 ANTA VETRO**  
**1 BASKET, 1 GLASS DOOR**



**PFP5151M**

**1.623**

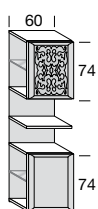
**1 ANTA LEGNO, 1 RIPIANO,**  
**1 ANTA VETRO**  
**1 WOODEN DOOR, 1 SHELF,**  
**1 GLASS DOOR**



**PFP5311M**

**1.488**

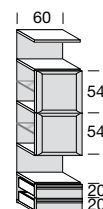
**1 ANTA LEGNO, 1 RIPIANO,**  
**1 ANTA TRAFORATA**  
**1 WOODEN DOOR, 1 SHELF,**  
**1 PERFORATED DOOR**



**PFP5293M**

**1.646**

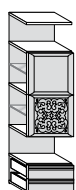
**2 CASSETTI, 2 ANTE LEGNO**  
**2 DRAWERS, 2 WOODEN DOORS**



**PFP5251M**

**2.135**

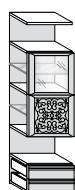
**2 CASSETTI, 1 ANTA DECORATA/TRAFORATA,**  
**1 ANTA LEGNO**  
**2 DRAWERS, 1 DECORATED/PERFORATED DOOR,**  
**1 WOODEN DOOR**



**PFP5253M**

**2.275**

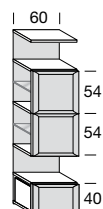
**2 CASSETTI, 1 ANTA DECORATA/TRAFORATA,**  
**1 ANTA VETRO**  
**2 DRAWERS, 1 DECORATED/PERFORATED DOOR,**  
**1 GLASS DOOR**



**PFP5373M**

**2.275**

**1 CESTONE, 2 ANTE LEGNO**  
**1 BASKET, 2 WOODEN DOORS**



**PFP5121M**

**1.994**

\*

\*

## EL. STRUTTURALI E OPTIONAL OPTIONAL AND STRUCTURAL EL.

**FIANCO A TERRA SP. 3**  
**FLOOR-STANDING SIDE PANEL TH. 3**



**PFP1031C**

**404**

mc 0,04 – Kg 2

**DIVISIONE A TERRA SP. 3**  
**FLOOR-STANDING PARTITION TH. 3**



**PFP1071C**

**416**

mc 0,04 – Kg 2

**BARRA LED A BASSO CONSUMO**  
**ACCENSIONE TOUCH**  
**IN ALLUMINIO L. 37.2**  
**LOW CONSUMPTION LED BAR**  
**TOUCH SWITCH**  
**IN ALUMINIUM W. 37.2**



**ZZZFE22001**

**152**

**ALIMENTATORE**  
**POWER SUPPLY**



**ZZZFE22002**

**62**

**COLLEGAMENTO**  
**A CARICO DEL CLIENTE**  
**CONNECTIONS**  
**TO BE MADE BY THE CUSTOMER.**

**\* SPECIFICARE CON O SENZA DECORO**  
**FOGLIA**  
**(IL PREZZO È LO STESSO)**  
**PLEASE SPECIFY WITH OR WITHOUT**  
**LEAF DECORATION**  
**(THE PRICE IS THE SAME)**

**POSSIBILITÀ DI FRONTALE DIVERSO**  
**DALLA SCOCCA, SPECIFICARE LA**  
**FINITURA SCELTA**

**IN CASE OF FRONT DIFERENT FROM**  
**THE CARCASE CONSIDER THE**  
**HIGHER PRICE OF THE CHOOSEN**  
**FINISH**

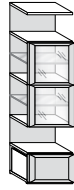
# PORTOFINO SISTEMA PARETE - WALL SYSTEM

MODULI A COLONNA H. 226.5 – P. 40

TALL UNIT MODULES H. 226.5 – D. 40

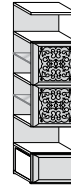
**MODULI L. 60**  
**MODULES W. 60**

1 CESTONE, 2 ANTE VETRO  
1 BASKET, 2 GLASS DOORS



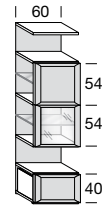
**PFP5261M**

1 CESTONE, 2 ANTE DECORATE/TRAFORATE  
1 BASKET, 2 DECORATED/PERFORATED DOORS



**PFP5122M**

1 CESTONE, 1 ANTA VETRO,  
1 ANTA LEGNO  
1 BASKET, 1 GLASS DOOR,  
1 WOODEN DOOR



**PFP5262M**

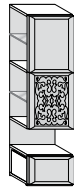
NOCE-FRASSINO / WALNUT-ASHWOOD

**1.994**

**2.394**

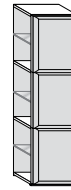
**1.994**

1 CESTONE, 1 ANTA DECORATA/TRAFORATA,  
1 ANTA LEGNO  
1 BASKET, 1 DECORATED/PERFORATED DOOR,  
1 WOODEN DOOR



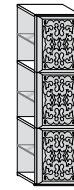
**PFP5293M**

3 ANTE LEGNO  
3 WOODEN DOORS



**PFP5331M**

3 ANTE DECORATE/TRAFORATE  
3 DECORATED/PERFORATED DOORS



**PFP5333M**

NOCE-FRASSINO / WALNUT-ASHWOOD

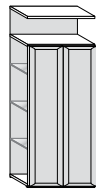
**2.079**

**1.663**

**2.135**

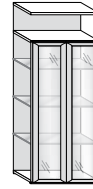
**MODULI L. 90**  
**MODULES W. 90**

2 ANTE LEGNO  
2 WOODEN DOORS



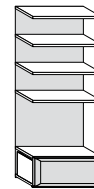
**PFP5432M**

2 ANTE VETRO  
2 GLASS DOORS



**PFP5433M**

1 CESTONE, 3 RIPIANI  
1 BASKET, 3 SHELVES



**PFP5401M**

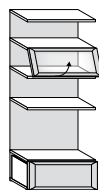
NOCE-FRASSINO / WALNUT-ASHWOOD

**1.843**

**1.843**

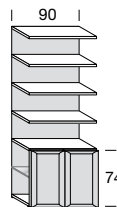
**1.877**

1 CESTONE, 1 RIPIANO  
1 VASISTAS VETRO  
1 BASKET, 1 SHELF,  
1 GLASS LIFT-UP DOOR



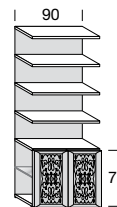
**PFP5541M**

2 ANTE LEGNO, 3 RIPIANI  
2 WOODEN DOORS, 3 SHELVES



**PFP7501M**

2 ANTE TRAFORATE 3 RIPIANI  
2 PERFORATED DOORS, 3 SHELVES



**PFP7521M**

NOCE-FRASSINO / WALNUT-ASHWOOD

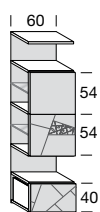
**2.162**

**1.967**

**2.230**

**N.B.: INDICARE SEMPRE IL VERSO DELL'ANTA (DX O SX)**  
**N.B.: ALWAYS INDICATE THE DIRECTION OF DOOR (RH OR LH)**

1 CESTONE, 1 ANTA DECORATA,  
1 ANTA LEGNO  
1 BASKET, 1 DECORATED DOOR,  
1 WOODEN DOOR

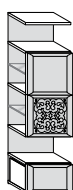


\*

**DCP5022M**

**2.247**

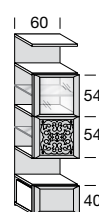
1 CESTONE, 1 ANTA TRAFORATA,  
1 ANTA LEGNO  
1 BASKET, 1 PERFORATED DOOR,  
1 WOODEN DOOR



**PFP5123M**

**2.135**

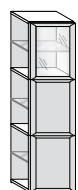
1 CESTONE, 1 ANTA TRAFORATA,  
1 ANTA VETRO  
1 BASKET, 1 PERFORATED DOOR,  
1 GLASS DOOR



**PFP5263M**

**2.135**

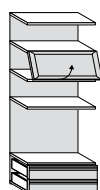
2 ANTE LEGNO, 1 ANTA VETRO  
2 WOODEN DOORS, 1 GLASS DOOR



**PFP5362M**

**1.663**

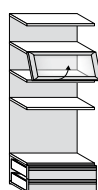
2 CASSETTI, 1 RIPIANO,  
1 VASISTAS LEGNO  
2 DRAWERS, 1 SHELF,  
1 WOODEN LIFT-UP DOOR



**PFP5451M**

**2.326**

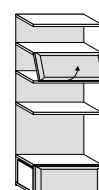
2 CASSETTI, 1 RIPIANO,  
1 VASISTAS VETRO  
2 DRAWERS, 1 SHELF,  
1 GLASS LIFT-UP DOOR



**PFP5461M**

**2.326**

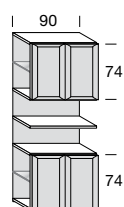
1 CESTONE, 1 RIPIANO,  
1 VASISTAS LEGNO  
1 BASKET, 1 SHELF,  
1 WOODEN LIFT-UP DOOR



**PFP5531M**

**2.162**

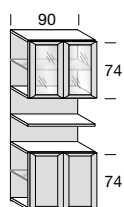
4 ANTE LEGNO, 1 RIPIANO  
4 WOODEN DOORS, 1 SHELF



**PFP5442M**

**2.354**

2 ANTE LEGNO, 1 RIPIANO,  
2 ANTE VETRO  
2 WOODEN DOORS, 1 SHELF,  
2 GLASS DOORS

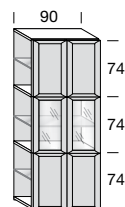


**PFP5571M**

**2.354**

4 ANTE LEGNO, 2 ANTE VETRO  
4 WOODEN DOORS, 2 GLASS DOORS

\*



**PFP5583M**

**2.747**

## EL. STRUTTURALI E OPTIONAL OPTIONAL AND STRUCTURAL EL.

FIANCO A TERRA SP. 3  
FLOOR-STANDING SIDE PANEL TH. 3



**PFP1031C**

**404**

mc 0,04 – Kg 2

DIVISIONE A TERRA SP. 3  
FLOOR-STANDING PARTITION TH. 3



**PFP1071C**

**416**

mc 0,04 – Kg 2

BARRA LED A BASSO CONSUMO  
ACCENSIONE TOUCH  
IN ALLUMINIO L. 37.2  
LOW CONSUMPTION LED BAR  
TOUCH SWITCH  
IN ALUMINIUM W. 37.2



**ZZZFE22001**

**152**

ALIMENTATORE  
POWER SUPPLY



**ZZZFE22002**

**62**

COLLEGAMENTO  
A CARICO DEL CLIENTE  
CONNECTIONS  
TO BE MADE BY THE CUSTOMER.

\*  
SPECIFICARE CON O SENZA DECORO  
FOGLIA  
(IL PREZZO È LO STESSO)  
PLEASE SPECIFY WITH OR WITHOUT  
LEAF DECORATION  
(THE PRICE IS THE SAME)

POSSIBILITÀ DI FRONTALE DIVERSO  
DALLA SCOCCA, SPECIFICARE LA  
FINITURA SCELTA

IN CASE OF FRONT DIFERENT FROM  
THE CARCASE CONSIDER THE  
HIGHER PRICE OF THE CHOOSEN  
FINISH

# PORTOFINO SISTEMA PARETE - WALL SYSTEM

MODULI A COLONNA H. 226.5 – P. 40

TALL UNIT MODULES H. 226.5 – D. 40

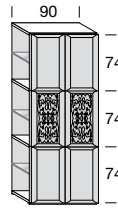
**MODULI L. 90**  
MODULES W. 90

2 ANTE LEGNO, 4 ANTE VETRO  
2 WOODEN DOORS, 4 GLASS DOORS



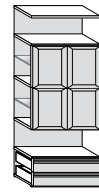
**PFP5581M**

4 ANTE LEGNO, 2 ANTE TRAFORATE  
4 WOODEN DOORS, 2 PERFORATED DOORS



**PFP5382M**

2 CASSETTI, 4 ANTE LEGNO  
2 DRAWERS, 4 WOODEN DOORS



**PFP5591M**

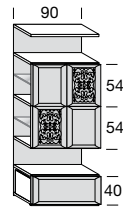
NOCE-FRASSINO / WALNUT-ASHWOOD

**2.747**

**3.011**

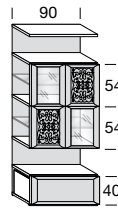
**3.028**

1 CESTONE, 2 ANTE LEGNO,  
2 ANTE TRAFORATE  
1 BASKET, 2 WOODEN DOORS,  
2 PERFORATED DOORS



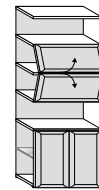
**PFP5593M**

1 CESTONE, 2 ANTE VETRO,  
2 ANTE TRAFORATE  
1 BASKET, 2 GLASS DOORS,  
2 PERFORATED DOORS



**PFP5603M**

2 ANTE LEGNO, 1 RIBALTA LEGNO,  
1 VASISTAS LEGNO  
2 WOODEN DOORS, 1 WOODEN DROP-DOWN DOOR,  
1 WOODEN LIFT-UP DOOR



**PFP5502M**

NOCE-FRASSINO / WALNUT-ASHWOOD

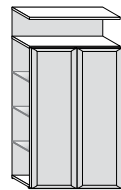
**3.129**

**3.129**

**2.544**

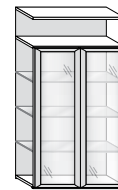
**MODULI L. 120**  
MODULES W. 120

2 ANTE LEGNO  
2 WOODEN DOORS



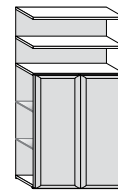
**PFP7551M**

2 ANTE VETRO  
2 GLASS DOORS



**PFP7561M**

2 ANTE LEGNO, 1 RIPIANO  
2 WOODEN DOORS, 1 SHELF



**PFP7571M**

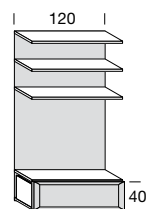
NOCE-FRASSINO / WALNUT-ASHWOOD

**2.236**

**2.236**

**2.242**

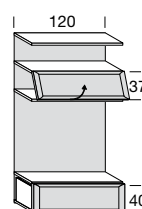
1 CESTONE, 2 RIPIANI  
1 BASKET, 2 SHELVES



**PFP5641M**

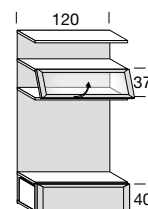
1 CESTONE, 1 VASISTAS LEGNO  
1 BASKET, 1 WOODEN LIFT-UP DOOR

\*



**PFP5772M**

1 CESTONE, 1 VASISTAS VETRO  
1 BASKET, 1 GLASS LIFT-UP DOOR



**PFP5773M**

NOCE-FRASSINO / WALNUT-ASHWOOD

**2.028**

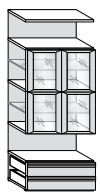
**2.354**

**2.354**



**N.B.: INDICARE SEMPRE IL VERSO DELL'ANTA (DX O SX)**  
**N.B.: ALWAYS INDICATE THE DIRECTION OF DOOR (RH OR LH)**

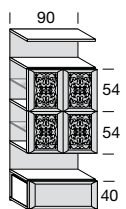
2 CASSETTI, 4 ANTE VETRO  
 2 DRAWERS, 4 GLASS DOORS



**PFP5601M**

**3.028**

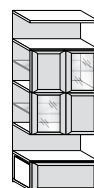
1 CESTONE, 4 ANTE TRAFORATE  
 1 BASKET, 4 PERFORATED DOORS



**PFP5592M**

**3.393**

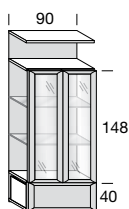
1 CESTONE, 2 ANTE LEGNO,  
 2 ANTE VETRO  
 1 BASKET, 2 WOODEN DOORS,  
 2 GLASS DOORS



**PFP5602M**

**2.859**

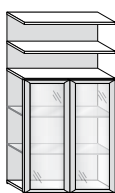
1 CESTONE, 2 ANTE VETRO  
 1 BASKET, 2 GLASS DOORS



**PFP7531M**

**2.404**

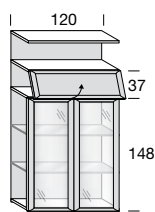
2 ANTE VETRO, 1 RIPIANO  
 2 GLASS DOORS, 1 SHELF



**PFP7581M**

**2.242**

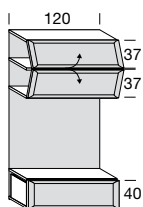
2 ANTE VETRO, 1 VASISTAS LEGNO  
 2 GLASS DOORS, 1 WOODEN LIFT-UP DOOR



**PFP9761M**

**2.544**

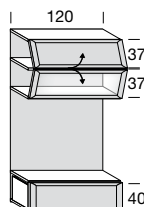
1 CESTONE, 1 RIBALTA LEGNO,  
 1 VASISTAS LEGNO  
 1 BASKET, 1 WOODEN DROP-DOWN DOOR,  
 1 WOODEN LIFT-UP DOOR



**PFP5672M**

**2.691**

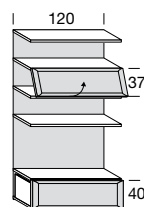
1 CESTONE, 1 RIBALTA VETRO,  
 1 VASISTAS LEGNO  
 1 BASKET, 1 GLASS DROP-DOWN DOOR,  
 1 WOODEN LIFT-UP DOOR



**PFP5683M**

**2.691**

1 CESTONE, 1 VASISTAS LEGNO, 1 RIPIANO  
 1 BASKET, 1 WOODEN LIFT-UP DOOR, 1 SHELF



**PFP7591M**

**2.567**

## EL. STRUTTURALI E OPTIONAL OPTIONAL AND STRUCTURAL EL.

FIANCO A TERRA SP. 3  
 FLOOR-STANDING SIDE PANEL TH. 3

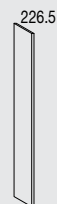


**PFP1031C**

**404**

mc 0,04 – Kg 2

DIVISIONE A TERRA SP. 3  
 FLOOR-STANDING PARTITION TH. 3



**PFP1071C**

**416**

mc 0,04 – Kg 2

BARRA LED A BASSO CONSUMO  
 ACCENSIONE TOUCH  
 IN ALLUMINIO L. 37.2  
 LOW CONSUMPTION LED BAR  
 TOUCH SWITCH  
 IN ALUMINIUM W. 37.2



**ZZZFE22001**

**152**

ALIMENTATORE  
 POWER SUPPLY



**ZZZFE22002**

**62**

COLLEGAMENTO  
 A CARICO DEL CLIENTE  
 CONNECTIONS  
 TO BE MADE BY THE CUSTOMER.

\*  
 SPECIFICARE CON O SENZA DECORO  
 FOGLIA  
 (IL PREZZO È LO STESSO)  
 PLEASE SPECIFY WITH OR WITHOUT  
 LEAF DECORATION  
 (THE PRICE IS THE SAME)

POSSIBILITÀ DI FRONTALE DIVERSO  
 DALLA SCOCCA, SPECIFICARE LA  
 FINITURA SCELTA

IN CASE OF FRONT DIFERENT FROM  
 THE CARCASE CONSIDER THE  
 HIGHER PRICE OF THE CHOOSEN  
 FINISH

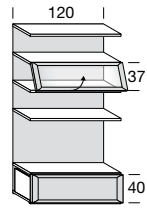
# PORTOFINO SISTEMA PARETE - WALL SYSTEM

## MODULI A COLONNA H. 226.5 – P. 40

### TALL UNIT MODULES H. 226.5 – D. 40

#### MODULI L. 120 MODULES W. 120

1 CESTONE, 1 VASISTAS VETRO, 1 RIPIANO  
1 BASKET, 1 GLASS LIFT-UP DOOR, 1 SHELF

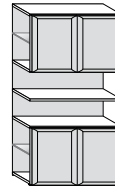


**PFP7601M**

NOCE-FRASSINO / WALNUT-ASHWOOD

**2.567**

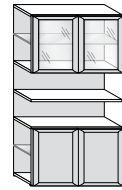
4 ANTE LEGNO, 1 RIPIANO  
4 WOODEN DOORS, 1 SHELF



**PFP5832M**

**2.679**

2 ANTE LEGNO, 1 RIPIANO,  
2 ANTE VETRO  
2 WOODEN DOORS, 1 SHELF,  
2 GLASS DOORS



**PFP5811M**

**2.679**

6 ANTE VETRO  
6 GLASS DOORS

\*



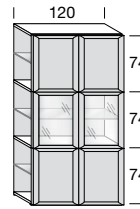
**PFP5822M**

NOCE-FRASSINO / WALNUT-ASHWOOD

**3.061**

4 ANTE LEGNO, 2 ANTE VETRO  
4 WOODEN DOORS, 2 GLASS DOORS

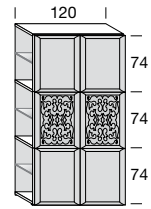
\*



**PFP5821M**

**3.061**

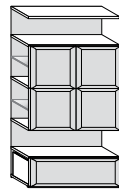
4 ANTE LEGNO, 2 ANTE TRAFORATE  
4 WOODEN DOORS, 2 PERFORATED DOORS



**PFP5662M**

**3.371**

1 CESTONE, 4 ANTE LEGNO  
1 BASKET, 4 WOODEN DOORS



**PFP5802M**

NOCE-FRASSINO / WALNUT-ASHWOOD

**3.298**

1 CESTONE, 4 ANTE VETRO  
1 BASKET, 4 GLASS DOORS

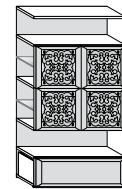


**PFP5803M**

**3.298**

1 CESTONE, 4 ANTE DECORATE/TRAFORATE  
1 BASKET, 4 DECORATED/PERFORATED DOORS

\*

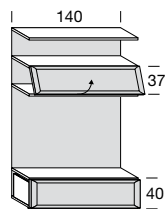


**PFP5804M**

**3.870**

#### MODULI TV L. 140 TV MODULES W. 140

1 CESTONE, 1 VASISTAS LEGNO  
1 BASKET, 1 WOODEN LIFT-UP DOOR

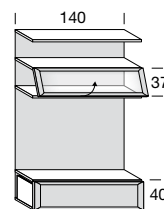


**PFP7611M**

NOCE-FRASSINO / WALNUT-ASHWOOD

**2.916**

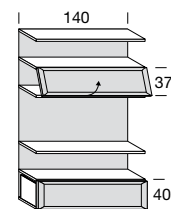
1 CESTONE, 1 VASISTAS VETRO  
1 BASKET, 1 GLASS LIFT-UP DOOR



**PFP7621M**

**2.876**

1 CESTONE, 1 RIPIANO, 1 VASISTAS LEGNO  
1 BASKET, 1 SHELF, 1 WOODEN LIFT-UP DOOR



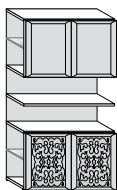
**PFP4951M**

**3.146**

N.B.: INDICARE SEMPRE IL VERSO DELL'ANTA (DX O SX)

N.B.: ALWAYS INDICATE THE DIRECTION OF DOOR (RH OR LH)

2 ANTE DECORATE/TRAFORATE, 1 RIPIANO,  
2 ANTE LEGNO  
2 DECORATED/PERFORATED DOORS, 1 SHELF,  
2 WOODEN DOORS



\*

PFP5813M

2.994

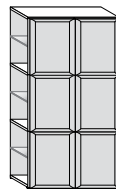
2 ANTE DECORATE/TRAFORATE, 1 RIPIANO,  
2 ANTE VETRO  
2 DECORATED/PERFORATED DOORS, 1 SHELF,  
2 GLASS DOORS



PFP5812M

2.994

6 ANTE LEGNO  
6 WOODEN DOORS



PFP5823M

3.061

## EL. STRUTTURALI E OPTIONAL OPTIONAL AND STRUCTURAL EL.

FIANCO A TERRA SP. 3  
FLOOR-STANDING SIDE PANEL TH. 3



PFP1031C

404

mc 0,04 - Kg 2

DIVISIONE A TERRA SP. 3  
FLOOR-STANDING PARTITION TH. 3



PFP1071C

416

mc 0,04 - Kg 2

BARRA LED A BASSO CONSUMO  
ACCENSIONE TOUCH  
IN ALLUMINIO L. 37.2  
LOW CONSUMPTION LED BAR  
TOUCH SWITCH  
IN ALUMINIUM W. 37.2



ZZZFE22001

152

ALIMENTATORE  
POWER SUPPLY

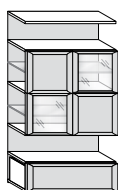


ZZZFE22002

62

COLLEGAMENTO  
A CARICO DEL CLIENTE  
CONNECTIONS  
TO BE MADE BY THE CUSTOMER.

1 CESTONE, 2 ANTE LEGNO,  
2 ANTE VETRO  
1 BASKET, 2 WOODEN DOORS,  
2 GLASS DOORS

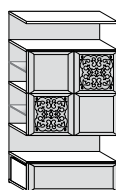


PFP5664M

3.298

1 CESTONE, 2 ANTE LEGNO,  
2 ANTE DECORATE/TRAFORATE  
1 BASKET, 2 WOODEN DOORS,  
2 DECORATED/PERFORATED DOORS

\*

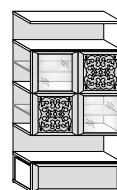


PFP5633M

3.585

1 CESTONE, 2 ANTE VETRO,  
2 ANTE DECORATE/TRAFORATE  
1 BASKET, 2 GLASS DOORS,  
2 DECORATED/PERFORATED DOORS

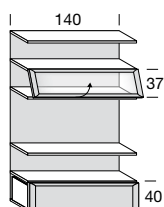
\*



PFP5632M

3.585

1 CESTONE, 1 RIPIANO, 1 VASISTAS VETRO  
1 BASKET, 1 SHELF, 1 GLASS LIFT-UP DOOR



PFP4941M

3.146

\*  
SPECIFICARE CON O SENZA DECORO  
FOGLIA  
(IL PREZZO È LO STESSO)  
PLEASE SPECIFY WITH OR WITHOUT  
LEAF DECORATION  
(THE PRICE IS THE SAME)

POSSIBILITÀ DI FRONTALE DIVERSO  
DALLA SCOCCA, SPECIFICARE LA  
FINITURA SCELTA

IN CASE OF FRONT DIFERENT FROM  
THE CARCASE CONSIDER THE  
HIGHER PRICE OF THE CHOOSEN  
FINISH

# PORTOFINO SISTEMA PARETE - WALL SYSTEM

## MODULI A COLONNA H. 226.5 – P. 40

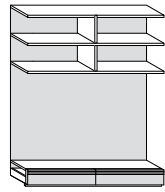
### TALL UNIT MODULES H. 226.5 – D. 40

**MODULI L. 180**  
**MODULES W. 180**

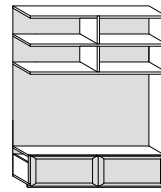
2 CASSETTI, 2 RIPIANI  
2 DRAWERS, 2 SHELVES

2 CESTONI, 2 RIPIANI  
2 BASKETS, 2 SHELVES

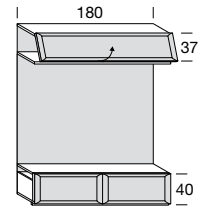
2 CESTONI, 1 VASISTAS LEGNO  
2 BASKETS, 1 WOODEN LIFT-UP DOOR



**PFP1291M**



**PFP1281M**



**PFP7631M**

NOCE-FRASSINO / WALNUT-ASHWOOD

**3.045**

**3.353**

**3.258**

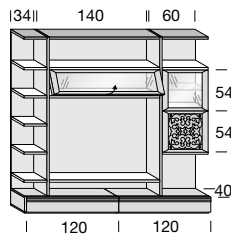
## COMPOSIZIONI HOME THEATRE H. 226.5 – P. 40/50

### HOME THEATRE COMPOSITIONS H. 226.5 – D. 40/50

**MODULI H. 226.5**  
**MODULES H. 226.5**

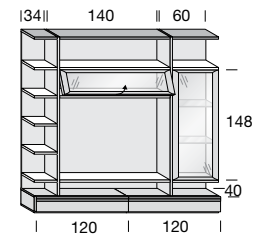
BASE 2 CASSETTI, 1 ANTA VETRO, 1 VASISTAS VETRO,  
1 ANTA DECORATA/TRAFORATA, 1 LIBRERIA, 1 RIPIANO  
BASE UNIT WITH 2 DRAWERS, 1 GLASS DOOR, 1 GLASS LIFT-UP DOOR,  
1 DECORATED/PERFORATED DOOR, 1 BOOKCASE, 1 SHELF

BASE 2 CASSETTI, 1 ANTA VETRO,  
1 VASISTAS VETRO, 1 LIBRERIA, 1 RIPIANO  
BASE UNIT WITH 2 DRAWERS, 1 GLASS DOOR,  
1 GLASS LIFT-UP DOOR, 1 BOOKCASE, 1 SHELF



\*

**PFP1491M**



**PFP1501M**

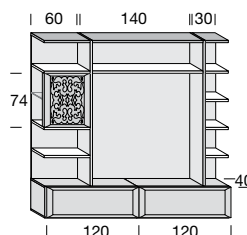
NOCE-FRASSINO / WALNUT-ASHWOOD

**6.791**

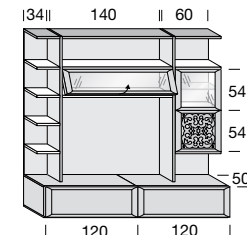
**6.466**

BASE 2 CESTONI, 1 ANTA TRAFORATA, 1 LIBRERIA, 1 RIPIANO  
BASE UNIT WITH 2 BASKETS, 1 PERFORATED DOOR, 1 BOOKCASE, 1 SHELF

BASE 2 CESTONI, 1 ANTA VETRO, 1 ANTA TRAFORATA, 1 VASISTAS VETRO, 1 LIBRERIA  
BASE UNIT WITH 2 BASKETS, 1 GLASS DOOR, 1 PERFORATED DOOR, 1 GLASS LIFT-UP DOOR, 1 BOOKCASE



**PFP1551M**



**PFP1561M**

NOCE-FRASSINO / WALNUT-ASHWOOD

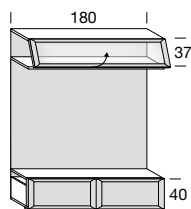
**5.887**

**6.843**

**N.B.: INDICARE SEMPRE IL VERSO DELL'ANTA (DX O SX)**  
**N.B.: ALWAYS INDICATE THE DIRECTION OF DOOR (RH OR LH)**

2 CESTONI, 1 VASISTAS VETRO  
 2 BASKETS, 1 GLASS LIFT-UP DOOR

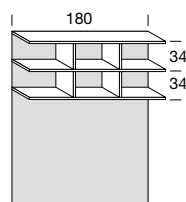
## MODULO PONTE L. 180 OVERHEAD MODULE W. 180



**PFP7641M**

Portofino

**3.258**



**PFP9751M**

**1.893**

NOCE-FRASSINO / WALNUT-ASHWOOD

### EL. STRUTTURALI E OPTIONAL OPTIONAL AND STRUCTURAL EL.

FIANCO A TERRA SP. 3  
 FLOOR-STANDING SIDE PANEL TH. 3



**PFP1031C**

**404**

mc 0,04 – Kg 2

DIVISIONE A TERRA SP. 3  
 FLOOR-STANDING PARTITION TH. 3



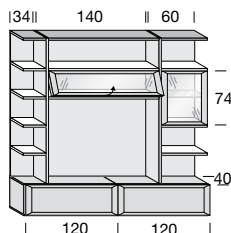
**PFP1071C**

**416**

mc 0,04 – Kg 2

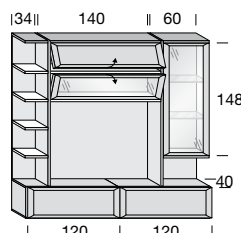
BASE 2 CESTONI, 1 ANTA VETRO,  
 1 VASISTAS VETRO, 1 LIBRERIA, 1 RIPIANO  
 BASE UNIT WITH 2 BASKETS, 1 GLASS DOOR,  
 1 GLASS LIFT-UP DOOR, 1 BOOKCASE, 1 SHELF

BASE 2 CESTONI, 1 ANTA VETRO, 1 RIBALTA VETRO, 1 VASISTAS LEGNO, 1 LIBRERIA  
 BASE UNIT WITH 2 BASKETS, 1 GLASS DOOR, 1 GLASS DROP-DOWN DOOR, 1 WOODEN  
 LIFT-UP DOOR, 1 BOOKCASE



**PFP1511M**

**6.376**

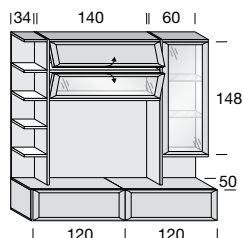


**PFP1521M**

**6.691**

BASE 2 CESTONI, 1 ANTA VETRO, 1 RIBALTA VETRO, 1 VASISTAS LEGNO, 1 LIBRERIA

BASE UNIT WITH 2 BASKETS, 1 GLASS DOOR, 1 GLASS DROP-DOWN DOOR, 1 WOODEN  
 LIFT-UP DOOR, 1 BOOKCASE



**PFP1571M**

**6.775**

BARRA LED A BASSO CONSUMO  
 ACCENSIONE TOUCH  
 IN ALLUMINIO L. 37.2  
 LOW CONSUMPTION LED BAR  
 TOUCH SWITCH  
 IN ALUMINIUM W. 37.2



**ZZZFE22001**

**152**

ALIMENTATORE  
 POWER SUPPLY



**ZZZFE22002**

**62**

COLLEGAMENTO  
 A CARICO DEL CLIENTE  
 CONNECTIONS  
 TO BE MADE BY THE CUSTOMER.

\*  
 SPECIFICARE CON O SENZA DECORO  
 FOGLIA  
 (IL PREZZO È LO STESSO)  
 PLEASE SPECIFY WITH OR WITHOUT  
 LEAF DECORATION  
 (THE PRICE IS THE SAME)

POSSIBILITÀ DI FRONTALE DIVERSO  
 DALLA SCOCCA, SPECIFICARE LA  
 FINITURA SCELTA

IN CASE OF FRONT DIFFERENT FROM  
 THE CARCASE CONSIDER THE  
 HIGHER PRICE OF THE CHOSEN  
 FINISH

# PORTOFINO SISTEMA PARETE - WALL SYSTEM

MODULI A COLONNA H. 226.5 – P. 40

TALL UNIT MODULES H. 226.5 – D. 40

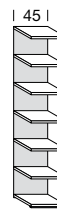
## MODULI A GIORNO OPEN MODULES

5 RIPIANI  
5 SHELVES



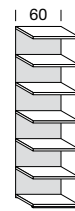
PFP5001M

5 RIPIANI  
5 SHELVES



PFP5005M

5 RIPIANI  
5 SHELVES



PFP5011M

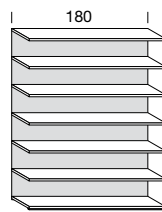
NOCE-FRASSINO / WALNUT-ASHWOOD

804

1.000

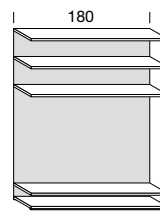
1.141

5 RIPIANI  
5 SHELVES



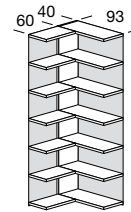
PFP5851M

3 RIPIANI  
3 SHELVES



PFP5861M

5 RIPIANI ANGOLO  
5 CORNER SHELVES



PFP6131M

NOCE-FRASSINO / WALNUT-ASHWOOD

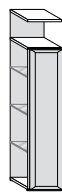
2.360

2.191

3.073

## MODULI L. 45 MODULES W. 45

1 ANTA LEGNO  
1 WOODEN DOOR



PFP5215M

1 ANTA VETRO  
1 GLASS DOOR



PFP5235M

1 ANTA LEGNO, 1 RIPIANO  
1 WOODEN DOOR, 1 SHELF



PFP5175M

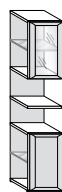
NOCE-FRASSINO / WALNUT-ASHWOOD

1.113

1.113

1.124

1 ANTA LEGNO, 1 RIPIANO,  
1 ANTA VETRO  
1 WOODEN DOOR, 1 SHELF,  
1 GLASS DOOR



PFP5315M

1 ANTA LEGNO, 1 RIPIANO,  
1 ANTA DECORATA/TRAFORATA  
1 WOODEN DOOR, 1 SHELF,  
1 DECORATED/PERFORATED DOOR



PFP5325M

2 CASSETTI, 1 ANTA VETRO, 1 ANTA DECORATA/  
TRAFORATA  
2 DRAWERS, 1 GLASS DOOR, 1 DECORATED/  
PERFORATED DOOR



PFP5075M

NOCE-FRASSINO / WALNUT-ASHWOOD

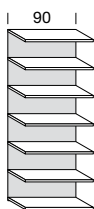
1.360

1.488

2.095

**N.B.: INDICARE SEMPRE IL VERSO DELL'ANTA (DX O SX)**  
**N.B.: ALWAYS INDICATE THE DIRECTION OF DOOR (RH OR LH)**

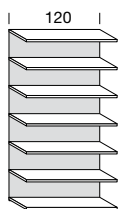
5 RIPIANI  
5 SHELVES



PFP5371M

1.573

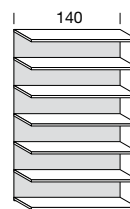
5 RIPIANI  
5 SHELVES



PFP5611M

1.927

5 RIPIANI  
5 SHELVES



PFP6001M

2.410

## EL. STRUTTURALI E OPTIONAL OPTIONAL AND STRUCTURAL EL.

FIANCO A TERRA SP. 3  
FLOOR-STANDING SIDE PANEL TH. 3



PFP1031C

404

mc 0,04 - Kg 2

DIVISIONE A TERRA SP. 3  
FLOOR-STANDING PARTITION TH. 3



PFP1071C

416

mc 0,04 - Kg 2

BARRA LED A BASSO CONSUMO  
ACCENSIONE TOUCH  
IN ALLUMINIO L. 37.2  
LOW CONSUMPTION LED BAR  
TOUCH SWITCH  
IN ALUMINIUM W. 37.2



ZZZFE22001

152

ALIMENTATORE  
POWER SUPPLY



ZZZFE22002

62

COLLEGAMENTO  
A CARICO DEL CLIENTE  
CONNECTIONS  
TO BE MADE BY THE CUSTOMER.

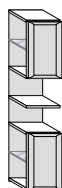
1 ANTA VETRO, 1 RIPIANO  
1 GLASS DOOR, 1 SHELF



PFP5195M

1.124

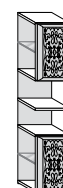
2 ANTE LEGNO, 1 RIPIANO  
2 WOODEN DOORS, 1 SHELF



PFP5295M

1.360

2 ANTE DECORATE/TRAFORATE, 1 RIPIANO  
2 DECORATED/PERFORATED DOORS, 1 SHELF



PFP5285M

1.623

\*

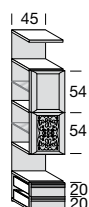
2 CASSETTI, 2 ANTE VETRO  
2 DRAWERS, 2 GLASS DOORS



PFP5275M

1.960

2 CASSETTI, 1 ANTA TRAFORATA,  
1 ANTA LEGNO  
2 DRAWERS, 1 PERFORATED DOOR,  
1 WOODEN DOOR



PFP5065M

2.095

\*  
SPECIFICARE CON O SENZA DECORO  
FOGLIA  
(IL PREZZO È LO STESSO)  
PLEASE SPECIFY WITH OR WITHOUT  
LEAF DECORATION  
(THE PRICE IS THE SAME)

POSSIBILITÀ DI FRONTALE DIVERSO  
DALLA SCOCCA, SPECIFICARE LA  
FINITURA SCELTA

IN CASE OF FRONT DIFERENT FROM  
THE CARCASE CONSIDER THE  
HIGHER PRICE OF THE CHOOSEN  
FINISH

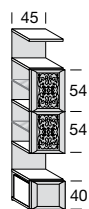
# PORTOFINO SISTEMA PARETE - WALL SYSTEM

MODULI A COLONNA H. 226.5 – P. 40

TALL UNIT MODULES H. 226.5 – D. 40

**MODULI L. 45**  
MODULES W. 45

1 CESTONE, 2 ANTE TRAFORATE  
1 BASKET, 2 PERFORATED DOORS



**PFP5165M**

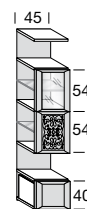
Portofino

1 CESTONE, 1 ANTA VETRO,  
1 ANTA LEGNO  
1 BASKET, 1 GLASS DOOR,  
1 WOODEN DOOR



**PFP5085M**

1 CESTONE, 1 ANTA TRAFORATA,  
1 ANTA VETRO  
1 BASKET, 1 PERFORATED DOOR,  
1 GLASS DOOR



**PFP5025M**

NOCE-FRASSINO / WALNUT-ASHWOOD

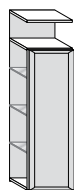
**2.079**

**1.820**

**1.950**

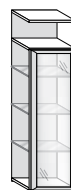
**MODULI L. 60**  
MODULES W. 60

1 ANTA LEGNO  
1 WOODEN DOOR



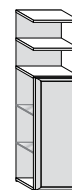
**PFP5211M**

1 ANTA VETRO  
1 GLASS DOOR



**PFP5231M**

1 ANTA LEGNO, 1 RIPIANO  
1 WOODEN DOOR, 1 SHELF



**PFP5171M**

NOCE-FRASSINO / WALNUT-ASHWOOD

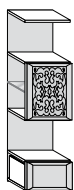
**1.236**

**1.236**

**1.253**

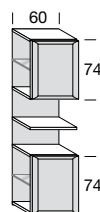
1 CESTONE, 1 ANTA DECORATA/TRAFORATA  
1 BASKET, 1 DECORATED/PERFORATED DOOR

\*



**PFP5152M**

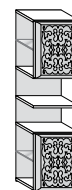
2 ANTE LEGNO, 1 RIPIANO  
2 WOODEN DOORS, 1 SHELF



**PFP5291M**

2 ANTE DECORATE/TRAFORATE, 1 RIPIANO  
2 DECORATED/PERFORATED DOORS, 1 SHELF

\*



**PFP5292M**

NOCE-FRASSINO / WALNUT-ASHWOOD

**1.775**

**1.488**

**1.803**

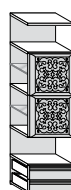
2 CASSETTI, 2 ANTE VETRO  
2 DRAWERS, 2 GLASS DOORS



**PFP5271M**

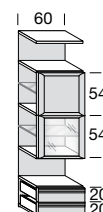
2 CASSETTI, 2 ANTE DECORATE/TRAFORATE  
2 DRAWERS, 2 DECORATED/PERFORATED DOORS

\*



**PFP5252M**

2 CASSETTI, 1 ANTA VETRO,  
1 ANTA LEGNO  
2 DRAWERS, 1 GLASS DOOR,  
1 WOODEN DOOR



**PFP5272M**

NOCE-FRASSINO / WALNUT-ASHWOOD

**2.135**

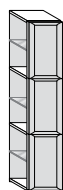
**2.427**

**2.135**



**N.B.: INDICARE SEMPRE IL VERSO DELL'ANTA (DX O SX)**  
**N.B.: ALWAYS INDICATE THE DIRECTION OF DOOR (RH OR LH)**

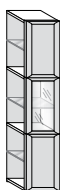
**3 ANTE LEGNO**  
**3 WOODEN DOORS**



**PFP5335M**

**1.540**

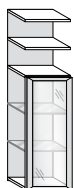
**2 ANTE LEGNO, 1 ANTA VETRO**  
**2 WOODEN DOORS, 1 GLASS DOOR**



**PFP5355M**

**1.540**

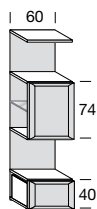
**1 ANTA VETRO, 1 RIPIANO**  
**1 GLASS DOOR, 1 SHELF**



**PFP5191M**

**1.253**

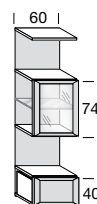
**1 CESTONE, 3 RIPIANI**  
**1 BASKET, 3 SHELVES**



**PFP5131M**

**1.623**

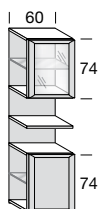
**1 CESTONE, 1 ANTA VETRO**  
**1 BASKET, 1 GLASS DOOR**



**PFP5151M**

**1.623**

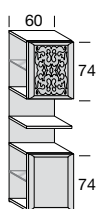
**1 ANTA LEGNO, 1 RIPIANO,**  
**1 ANTA VETRO**  
**1 WOODEN DOOR, 1 SHELF,**  
**1 GLASS DOOR**



**PFP5311M**

**1.488**

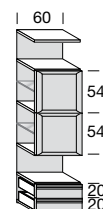
**1 ANTA LEGNO, 1 RIPIANO,**  
**1 ANTA TRAFORATA**  
**1 WOODEN DOOR, 1 SHELF,**  
**1 PERFORATED DOOR**



**PFP5293M**

**1.646**

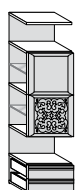
**2 CASSETTI, 2 ANTE LEGNO**  
**2 DRAWERS, 2 WOODEN DOORS**



**PFP5251M**

**2.135**

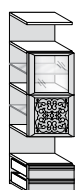
**2 CASSETTI, 1 ANTA DECORATA/TRAFORATA,**  
**1 ANTA LEGNO**  
**2 DRAWERS, 1 DECORATED/PERFORATED DOOR,**  
**1 WOODEN DOOR**



**PFP5253M**

**2.275**

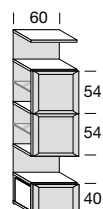
**2 CASSETTI, 1 ANTA DECORATA/TRAFORATA,**  
**1 ANTA VETRO**  
**2 DRAWERS, 1 DECORATED/PERFORATED DOOR,**  
**1 GLASS DOOR**



**PFP5373M**

**2.275**

**1 CESTONE, 2 ANTE LEGNO**  
**1 BASKET, 2 WOODEN DOORS**



**PFP5121M**

**1.994**

## EL. STRUTTURALI E OPTIONAL OPTIONAL AND STRUCTURAL EL.

**FIANCO A TERRA SP. 3**  
**FLOOR-STANDING SIDE PANEL TH. 3**



**PFP1031C**

**404**

mc 0,04 – Kg 2

**DIVISIONE A TERRA SP. 3**  
**FLOOR-STANDING PARTITION TH. 3**



**PFP1071C**

**416**

mc 0,04 – Kg 2

**BARRA LED A BASSO CONSUMO**  
**ACCENSIONE TOUCH**  
**IN ALLUMINIO L. 37.2**  
**LOW CONSUMPTION LED BAR**  
**TOUCH SWITCH**  
**IN ALUMINIUM W. 37.2**



**ZZZFE22001**

**152**

**ALIMENTATORE**  
**POWER SUPPLY**



**ZZZFE22002**

**62**

**COLLEGAMENTO**  
**A CARICO DEL CLIENTE**  
**CONNECTIONS**  
**TO BE MADE BY THE CUSTOMER.**

**\* SPECIFICARE CON O SENZA DECORO**  
**FOGLIA**  
**(IL PREZZO È LO STESSO)**  
**PLEASE SPECIFY WITH OR WITHOUT**  
**LEAF DECORATION**  
**(THE PRICE IS THE SAME)**

**POSSIBILITÀ DI FRONTALE DIVERSO**  
**DALLA SCOCCA, SPECIFICARE LA**  
**FINITURA SCELTA**

**IN CASE OF FRONT DIFERENT FROM**  
**THE CARCASE CONSIDER THE**  
**HIGHER PRICE OF THE CHOOSEN**  
**FINISH**

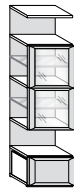
# PORTOFINO SISTEMA PARETE - WALL SYSTEM

MODULI A COLONNA H. 226.5 – P. 40

TALL UNIT MODULES H. 226.5 – D. 40

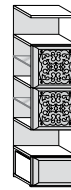
**MODULI L. 60**  
**MODULES W. 60**

1 CESTONE, 2 ANTE VETRO  
1 BASKET, 2 GLASS DOORS



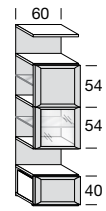
**PFP5261M**

1 CESTONE, 2 ANTE DECORATE/TRAFORATE  
1 BASKET, 2 DECORATED/PERFORATED DOORS



**PFP5122M**

1 CESTONE, 1 ANTA VETRO,  
1 ANTA LEGNO  
1 BASKET, 1 GLASS DOOR,  
1 WOODEN DOOR



**PFP5262M**

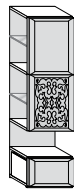
NOCE-FRASSINO / WALNUT-ASHWOOD

**1.994**

**2.394**

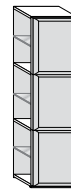
**1.994**

1 CESTONE, 1 ANTA DECORATA/TRAFORATA,  
1 ANTA LEGNO  
1 BASKET, 1 DECORATED/PERFORATED DOOR,  
1 WOODEN DOOR



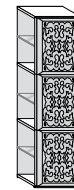
**PFP5293M**

3 ANTE LEGNO  
3 WOODEN DOORS



**PFP5331M**

3 ANTE DECORATE/TRAFORATE  
3 DECORATED/PERFORATED DOORS



**PFP5333M**

NOCE-FRASSINO / WALNUT-ASHWOOD

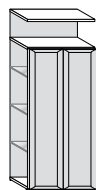
**2.079**

**1.663**

**2.135**

**MODULI L. 90**  
**MODULES W. 90**

2 ANTE LEGNO  
2 WOODEN DOORS



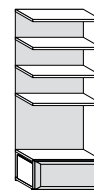
**PFP5432M**

2 ANTE VETRO  
2 GLASS DOORS



**PFP5433M**

1 CESTONE, 3 RIPIANI  
1 BASKET, 3 SHELVES



**PFP5401M**

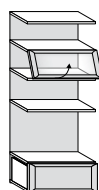
NOCE-FRASSINO / WALNUT-ASHWOOD

**1.843**

**1.843**

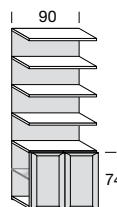
**1.877**

1 CESTONE, 1 RIPIANO  
1 VASISTAS VETRO  
1 BASKET, 1 SHELF,  
1 GLASS LIFT-UP DOOR



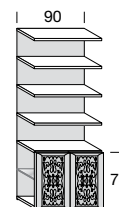
**PFP5541M**

2 ANTE LEGNO, 3 RIPIANI  
2 WOODEN DOORS, 3 SHELVES



**PFP7501M**

2 ANTE TRAFORATE 3 RIPIANI  
2 PERFORATED DOORS, 3 SHELVES



**PFP7521M**

NOCE-FRASSINO / WALNUT-ASHWOOD

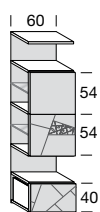
**2.162**

**1.967**

**2.230**

**N.B.: INDICARE SEMPRE IL VERSO DELL'ANTA (DX O SX)**  
**N.B.: ALWAYS INDICATE THE DIRECTION OF DOOR (RH OR LH)**

1 CESTONE, 1 ANTA DECORATA,  
1 ANTA LEGNO  
1 BASKET, 1 DECORATED DOOR,  
1 WOODEN DOOR

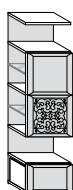


\*

**DCP5022M**

**2.247**

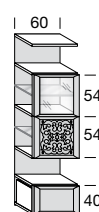
1 CESTONE, 1 ANTA TRAFORATA,  
1 ANTA LEGNO  
1 BASKET, 1 PERFORATED DOOR,  
1 WOODEN DOOR



**PFP5123M**

**2.135**

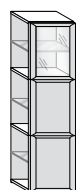
1 CESTONE, 1 ANTA TRAFORATA,  
1 ANTA VETRO  
1 BASKET, 1 PERFORATED DOOR,  
1 GLASS DOOR



**PFP5263M**

**2.135**

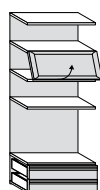
2 ANTE LEGNO, 1 ANTA VETRO  
2 WOODEN DOORS, 1 GLASS DOOR



**PFP5362M**

**1.663**

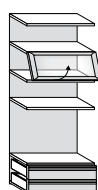
2 CASSETTI, 1 RIPIANO,  
1 VASISTAS LEGNO  
2 DRAWERS, 1 SHELF,  
1 WOODEN LIFT-UP DOOR



**PFP5451M**

**2.326**

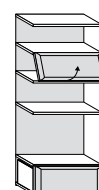
2 CASSETTI, 1 RIPIANO,  
1 VASISTAS VETRO  
2 DRAWERS, 1 SHELF,  
1 GLASS LIFT-UP DOOR



**PFP5461M**

**2.326**

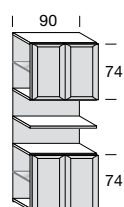
1 CESTONE, 1 RIPIANO,  
1 VASISTAS LEGNO  
1 BASKET, 1 SHELF,  
1 WOODEN LIFT-UP DOOR



**PFP5531M**

**2.162**

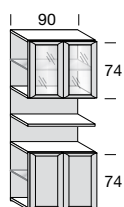
4 ANTE LEGNO, 1 RIPIANO  
4 WOODEN DOORS, 1 SHELF



**PFP5442M**

**2.354**

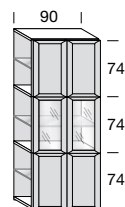
2 ANTE LEGNO, 1 RIPIANO,  
2 ANTE VETRO  
2 WOODEN DOORS, 1 SHELF,  
2 GLASS DOORS



**PFP5571M**

**2.354**

4 ANTE LEGNO, 2 ANTE VETRO  
4 WOODEN DOORS, 2 GLASS DOORS



\*

**PFP5583M**

**2.747**

## EL. STRUTTURALI E OPTIONAL OPTIONAL AND STRUCTURAL EL.

**FIANCO A TERRA SP. 3**  
FLOOR-STANDING SIDE PANEL TH. 3

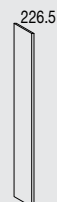


**PFP1031C**

**404**

mc 0,04 – Kg 2

**DIVISIONE A TERRA SP. 3**  
FLOOR-STANDING PARTITION TH. 3



**PFP1071C**

**416**

mc 0,04 – Kg 2

**BARRA LED A BASSO CONSUMO**  
ACCENSIONE TOUCH  
IN ALLUMINIO L. 37.2  
LOW CONSUMPTION LED BAR  
TOUCH SWITCH  
IN ALUMINIUM W. 37.2



**ZZZFE22001**

**152**

**ALIMENTATORE**  
POWER SUPPLY



**ZZZFE22002**

**62**

**COLLEGAMENTO**  
A CARICO DEL CLIENTE  
CONNECTIONS  
TO BE MADE BY THE CUSTOMER.

**\***  
SPECIFICARE CON O SENZA DECORO  
FOGLIA  
(IL PREZZO È LO STESSO)  
PLEASE SPECIFY WITH OR WITHOUT  
LEAF DECORATION  
(THE PRICE IS THE SAME)

**POSSIBILITÀ DI FRONTALE DIVERSO**  
DALLA SCOCCA, SPECIFICARE LA  
FINITURA SCELTA

IN CASE OF FRONT DIFERENT FROM  
THE CARCASE CONSIDER THE  
HIGHER PRICE OF THE CHOOSEN  
FINISH

# PORTOFINO SISTEMA PARETE - WALL SYSTEM

MODULI A COLONNA H. 226.5 – P. 40

TALL UNIT MODULES H. 226.5 – D. 40

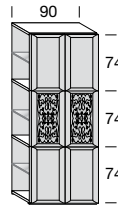
**MODULI L. 90**  
MODULES W. 90

2 ANTE LEGNO, 4 ANTE VETRO  
2 WOODEN DOORS, 4 GLASS DOORS



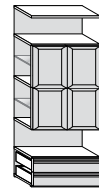
**PFP5581M**

4 ANTE LEGNO, 2 ANTE TRAFORATE  
4 WOODEN DOORS, 2 PERFORATED DOORS



**PFP5382M**

2 CASSETTI, 4 ANTE LEGNO  
2 DRAWERS, 4 WOODEN DOORS



**PFP5591M**

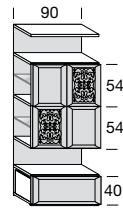
NOCE-FRASSINO / WALNUT-ASHWOOD

**2.747**

**3.011**

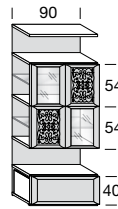
**3.028**

1 CESTONE, 2 ANTE LEGNO,  
2 ANTE TRAFORATE  
1 BASKET, 2 WOODEN DOORS,  
2 PERFORATED DOORS



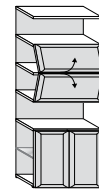
**PFP5593M**

1 CESTONE, 2 ANTE VETRO,  
2 ANTE TRAFORATE  
1 BASKET, 2 GLASS DOORS,  
2 PERFORATED DOORS



**PFP5603M**

2 ANTE LEGNO, 1 RIBALTA LEGNO,  
1 VASISTAS LEGNO  
2 WOODEN DOORS, 1 WOODEN DROP-DOWN DOOR,  
1 WOODEN LIFT-UP DOOR



**PFP5502M**

NOCE-FRASSINO / WALNUT-ASHWOOD

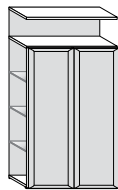
**3.129**

**3.129**

**2.544**

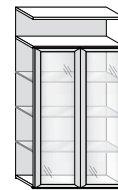
**MODULI L. 120**  
MODULES W. 120

2 ANTE LEGNO  
2 WOODEN DOORS



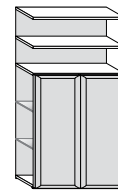
**PFP7551M**

2 ANTE VETRO  
2 GLASS DOORS



**PFP7561M**

2 ANTE LEGNO, 1 RIPIANO  
2 WOODEN DOORS, 1 SHELF



**PFP7571M**

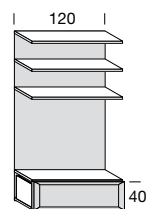
NOCE-FRASSINO / WALNUT-ASHWOOD

**2.236**

**2.236**

**2.242**

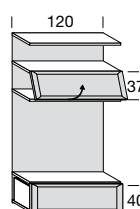
1 CESTONE, 2 RIPIANI  
1 BASKET, 2 SHELVES



**PFP5641M**

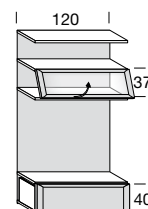
1 CESTONE, 1 VASISTAS LEGNO  
1 BASKET, 1 WOODEN LIFT-UP DOOR

\*



**PFP5772M**

1 CESTONE, 1 VASISTAS VETRO  
1 BASKET, 1 GLASS LIFT-UP DOOR



**PFP5773M**

NOCE-FRASSINO / WALNUT-ASHWOOD

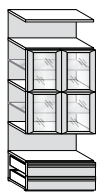
**2.028**

**2.354**

**2.354**

**N.B.: INDICARE SEMPRE IL VERSO DELL'ANTA (DX O SX)**  
**N.B.: ALWAYS INDICATE THE DIRECTION OF DOOR (RH OR LH)**

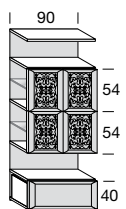
2 CASSETTI, 4 ANTE VETRO  
 2 DRAWERS, 4 GLASS DOORS



**PFP5601M**

**3.028**

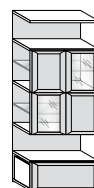
1 CESTONE, 4 ANTE TRAFORATE  
 1 BASKET, 4 PERFORATED DOORS



**PFP5592M**

**3.393**

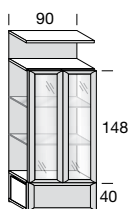
1 CESTONE, 2 ANTE LEGNO,  
 2 ANTE VETRO  
 1 BASKET, 2 WOODEN DOORS,  
 2 GLASS DOORS



**PFP5602M**

**2.859**

1 CESTONE, 2 ANTE VETRO  
 1 BASKET, 2 GLASS DOORS



**PFP7531M**

**2.404**

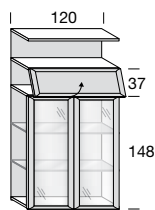
2 ANTE VETRO, 1 RIPIANO  
 2 GLASS DOORS, 1 SHELF



**PFP7581M**

**2.242**

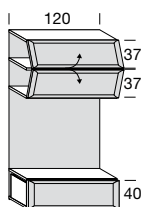
2 ANTE VETRO, 1 VASISTAS LEGNO  
 2 GLASS DOORS, 1 WOODEN LIFT-UP DOOR



**PFP9761M**

**2.544**

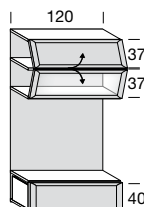
1 CESTONE, 1 RIBALTA LEGNO,  
 1 VASISTAS LEGNO  
 1 BASKET, 1 WOODEN DROP-DOWN DOOR,  
 1 WOODEN LIFT-UP DOOR



**PFP5672M**

**2.691**

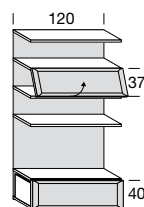
1 CESTONE, 1 RIBALTA VETRO,  
 1 VASISTAS LEGNO  
 1 BASKET, 1 GLASS DROP-DOWN DOOR,  
 1 WOODEN LIFT-UP DOOR



**PFP5683M**

**2.691**

1 CESTONE, 1 VASISTAS LEGNO, 1 RIPIANO  
 1 BASKET, 1 WOODEN LIFT-UP DOOR, 1 SHELF



**PFP7591M**

**2.567**

## EL. STRUTTURALI E OPTIONAL OPTIONAL AND STRUCTURAL EL.

FIANCO A TERRA SP. 3  
 FLOOR-STANDING SIDE PANEL TH. 3



**PFP1031C**

**404**

mc 0,04 – Kg 2

DIVISIONE A TERRA SP. 3  
 FLOOR-STANDING PARTITION TH. 3



**PFP1071C**

**416**

mc 0,04 – Kg 2

BARRA LED A BASSO CONSUMO  
 ACCENSIONE TOUCH  
 IN ALLUMINIO L. 37.2  
 LOW CONSUMPTION LED BAR  
 TOUCH SWITCH  
 IN ALUMINIUM W. 37.2



**ZZZFE22001**

**152**

ALIMENTATORE  
 POWER SUPPLY



**ZZZFE22002**

**62**

COLLEGAMENTO  
 A CARICO DEL CLIENTE  
 CONNECTIONS  
 TO BE MADE BY THE CUSTOMER.

\*  
 SPECIFICARE CON O SENZA DECORO  
 FOGLIA  
 (IL PREZZO È LO STESSO)  
 PLEASE SPECIFY WITH OR WITHOUT  
 LEAF DECORATION  
 (THE PRICE IS THE SAME)

POSSIBILITÀ DI FRONTALE DIVERSO  
 DALLA SCOCCA, SPECIFICARE LA  
 FINITURA SCELTA

IN CASE OF FRONT DIFERENT FROM  
 THE CARCASE CONSIDER THE  
 HIGHER PRICE OF THE CHOOSEN  
 FINISH

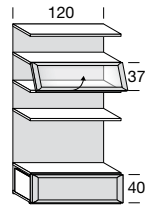
# PORTOFINO SISTEMA PARETE - WALL SYSTEM

## MODULI A COLONNA H. 226.5 – P. 40

### TALL UNIT MODULES H. 226.5 – D. 40

#### MODULI L. 120 MODULES W. 120

1 CESTONE, 1 VASISTAS VETRO, 1 RIPIANO  
1 BASKET, 1 GLASS LIFT-UP DOOR, 1 SHELF

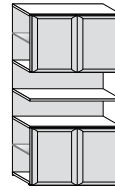


**PFP7601M**

NOCE-FRASSINO / WALNUT-ASHWOOD

**2.567**

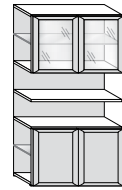
4 ANTE LEGNO, 1 RIPIANO  
4 WOODEN DOORS, 1 SHELF



**PFP5832M**

**2.679**

2 ANTE LEGNO, 1 RIPIANO,  
2 ANTE VETRO  
2 WOODEN DOORS, 1 SHELF,  
2 GLASS DOORS



**PFP5811M**

**2.679**

6 ANTE VETRO  
6 GLASS DOORS

\*



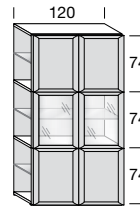
**PFP5822M**

NOCE-FRASSINO / WALNUT-ASHWOOD

**3.061**

4 ANTE LEGNO, 2 ANTE VETRO  
4 WOODEN DOORS, 2 GLASS DOORS

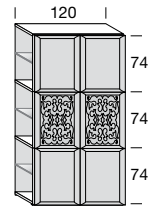
\*



**PFP5821M**

**3.061**

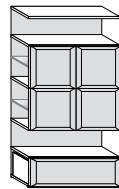
4 ANTE LEGNO, 2 ANTE TRAFORATE  
4 WOODEN DOORS, 2 PERFORATED DOORS



**PFP5662M**

**3.371**

1 CESTONE, 4 ANTE LEGNO  
1 BASKET, 4 WOODEN DOORS



**PFP5802M**

NOCE-FRASSINO / WALNUT-ASHWOOD

**3.298**

1 CESTONE, 4 ANTE VETRO  
1 BASKET, 4 GLASS DOORS

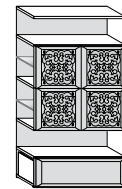


**PFP5803M**

**3.298**

1 CESTONE, 4 ANTE DECORATE/TRAFORATE  
1 BASKET, 4 DECORATED/PERFORATED DOORS

\*

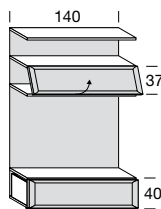


**PFP5804M**

**3.870**

#### MODULI TV L. 140 TV MODULES W. 140

1 CESTONE, 1 VASISTAS LEGNO  
1 BASKET, 1 WOODEN LIFT-UP DOOR

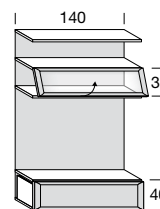


**PFP7611M**

NOCE-FRASSINO / WALNUT-ASHWOOD

**2.916**

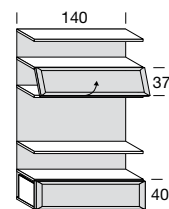
1 CESTONE, 1 VASISTAS VETRO  
1 BASKET, 1 GLASS LIFT-UP DOOR



**PFP7621M**

**2.876**

1 CESTONE, 1 RIPIANO, 1 VASISTAS LEGNO  
1 BASKET, 1 SHELF, 1 WOODEN LIFT-UP DOOR

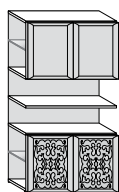


**PFP4951M**

**3.146**

**N.B.: INDICARE SEMPRE IL VERSO DELL'ANTA (DX O SX)**  
**N.B.: ALWAYS INDICATE THE DIRECTION OF DOOR (RH OR LH)**

2 ANTE DECORATE/TRAFORATE, 1 RIPIANO,  
 2 ANTE LEGNO  
 2 DECORATED/PERFORATED DOORS, 1 SHELF,  
 2 WOODEN DOORS

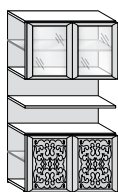


\*

**PFP5813M**

**2.994**

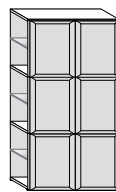
2 ANTE DECORATE/TRAFORATE, 1 RIPIANO,  
 2 ANTE VETRO  
 2 DECORATED/PERFORATED DOORS, 1 SHELF,  
 2 GLASS DOORS



**PFP5812M**

**2.994**

6 ANTE LEGNO  
 6 WOODEN DOORS



**PFP5823M**

**3.061**

## EL. STRUTTURALI E OPTIONAL OPTIONAL AND STRUCTURAL EL.

**FIANCO A TERRA SP. 3**  
 FLOOR-STANDING SIDE PANEL TH. 3



**PFP1031C**

**404**

mc 0,04 – Kg 2

**DIVISIONE A TERRA SP. 3**  
 FLOOR-STANDING PARTITION TH. 3



**PFP1071C**

**416**

mc 0,04 – Kg 2

**BARRA LED A BASSO CONSUMO**  
**ACCENSIONE TOUCH**  
**IN ALLUMINIO L. 37.2**  
**LOW CONSUMPTION LED BAR**  
**TOUCH SWITCH**  
**IN ALUMINIUM W. 37.2**



**ZZZFE22001**

**152**

**ALIMENTATORE**  
**POWER SUPPLY**

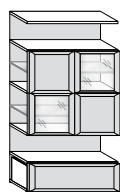


**ZZZFE22002**

**62**

**COLLEGAMENTO**  
**A CARICO DEL CLIENTE**  
**CONNECTIONS**  
**TO BE MADE BY THE CUSTOMER.**

1 CESTONE, 2 ANTE LEGNO,  
 2 ANTE VETRO  
 1 BASKET, 2 WOODEN DOORS,  
 2 GLASS DOORS

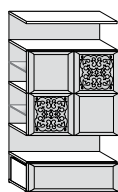


**PFP5664M**

**3.298**

1 CESTONE, 2 ANTE LEGNO,  
 2 ANTE DECORATE/TRAFORATE  
 1 BASKET, 2 WOODEN DOORS,  
 2 DECORATED/PERFORATED DOORS

\*

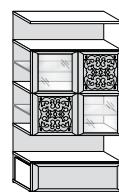


**PFP5633M**

**3.585**

1 CESTONE, 2 ANTE VETRO,  
 2 ANTE DECORATE/TRAFORATE  
 1 BASKET, 2 GLASS DOORS,  
 2 DECORATED/PERFORATED DOORS

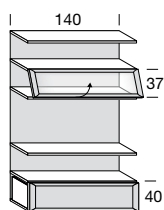
\*



**PFP5632M**

**3.585**

1 CESTONE, 1 RIPIANO, 1 VASISTAS VETRO  
 1 BASKET, 1 SHELF, 1 GLASS LIFT-UP DOOR



**PFP4941M**

**3.146**

**\***  
**SPECIFICARE CON O SENZA DECORO**  
**FOGLIA**  
**(IL PREZZO È LO STESSO)**  
**PLEASE SPECIFY WITH OR WITHOUT**  
**LEAF DECORATION**  
**(THE PRICE IS THE SAME)**

**POSSIBILITÀ DI FRONTALE DIVERSO**  
**DALLA SCOCCA, SPECIFICARE LA**  
**FINITURA SCELTA**

**IN CASE OF FRONT DIFERENT FROM**  
**THE CARCASE CONSIDER THE**  
**HIGHER PRICE OF THE CHOOSEN**  
**FINISH**

# PORTOFINO SISTEMA PARETE - WALL SYSTEM

## MODULI A COLONNA H. 226.5 – P. 40

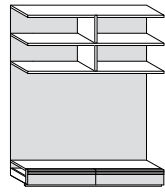
### TALL UNIT MODULES H. 226.5 – D. 40

**MODULI L. 180**  
**MODULES W. 180**

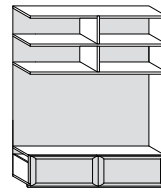
2 CASSETTI, 2 RIPIANI  
2 DRAWERS, 2 SHELVES

2 CESTONI, 2 RIPIANI  
2 BASKETS, 2 SHELVES

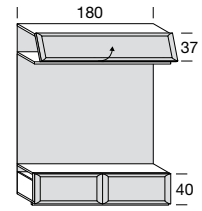
2 CESTONI, 1 VASISTAS LEGNO  
2 BASKETS, 1 WOODEN LIFT-UP DOOR



**PFP1291M**



**PFP1281M**



**PFP7631M**

NOCE-FRASSINO / WALNUT-ASHWOOD

**3.045**

**3.353**

**3.258**

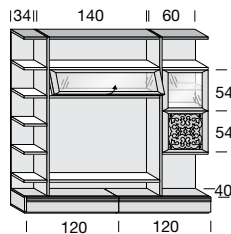
## COMPOSIZIONI HOME THEATRE H. 226.5 – P. 40/50

### HOME THEATRE COMPOSITIONS H. 226.5 – D. 40/50

**MODULI H. 226.5**  
**MODULES H. 226.5**

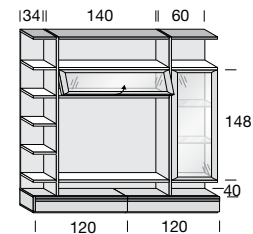
BASE 2 CASSETTI, 1 ANTA VETRO, 1 VASISTAS VETRO,  
1 ANTA DECORATA/TRAFORATA, 1 LIBRERIA, 1 RIPIANO  
BASE UNIT WITH 2 DRAWERS, 1 GLASS DOOR, 1 GLASS LIFT-UP DOOR,  
1 DECORATED/PERFORATED DOOR, 1 BOOKCASE, 1 SHELF

BASE 2 CASSETTI, 1 ANTA VETRO,  
1 VASISTAS VETRO, 1 LIBRERIA, 1 RIPIANO  
BASE UNIT WITH 2 DRAWERS, 1 GLASS DOOR,  
1 GLASS LIFT-UP DOOR, 1 BOOKCASE, 1 SHELF



\*

**PFP1491M**



**PFP1501M**

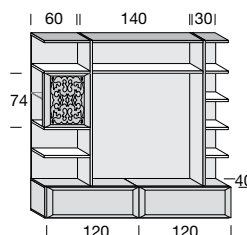
NOCE-FRASSINO / WALNUT-ASHWOOD

**6.791**

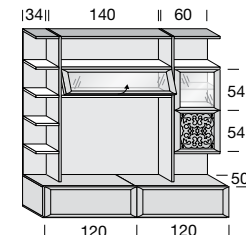
**6.466**

BASE 2 CESTONI, 1 ANTA TRAFORATA, 1 LIBRERIA, 1 RIPIANO  
BASE UNIT WITH 2 BASKETS, 1 PERFORATED DOOR, 1 BOOKCASE, 1 SHELF

BASE 2 CESTONI, 1 ANTA VETRO, 1 ANTA TRAFORATA, 1 VASISTAS VETRO, 1 LIBRERIA  
BASE UNIT WITH 2 BASKETS, 1 GLASS DOOR, 1 PERFORATED DOOR, 1 GLASS LIFT-UP DOOR, 1 BOOKCASE



**PFP1551M**



**PFP1561M**

NOCE-FRASSINO / WALNUT-ASHWOOD

**5.887**

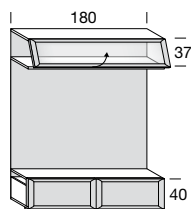
**6.843**



**N.B.: INDICARE SEMPRE IL VERSO DELL'ANTA (DX O SX)**  
**N.B.: ALWAYS INDICATE THE DIRECTION OF DOOR (RH OR LH)**

2 CESTONI, 1 VASISTAS VETRO  
 2 BASKETS, 1 GLASS LIFT-UP DOOR

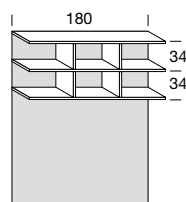
## MODULO PONTE L. 180 OVERHEAD MODULE W. 180



**PFP7641M**

Portofino

**3.258**



**PFP9751M**

**1.893**

NOCE-FRASSINO / WALNUT-ASHWOOD

### EL. STRUTTURALI E OPTIONAL OPTIONAL AND STRUCTURAL EL.

FIANCO A TERRA SP. 3  
 FLOOR-STANDING SIDE PANEL TH. 3



**PFP1031C**

**404**

mc 0,04 – Kg 2

DIVISIONE A TERRA SP. 3  
 FLOOR-STANDING PARTITION TH. 3



**PFP1071C**

**416**

mc 0,04 – Kg 2

BARRA LED A BASSO CONSUMO  
 ACCENSIONE TOUCH  
 IN ALLUMINIO L. 37.2  
 LOW CONSUMPTION LED BAR  
 TOUCH SWITCH  
 IN ALUMINIUM W. 37.2



**ZZZFE22001**

**152**

ALIMENTATORE  
 POWER SUPPLY



**ZZZFE22002**

**62**

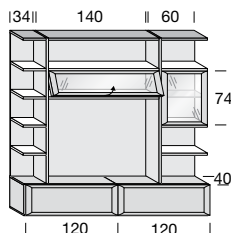
COLLEGAMENTO  
 A CARICO DEL CLIENTE  
 CONNECTIONS  
 TO BE MADE BY THE CUSTOMER.

\*  
 SPECIFICARE CON O SENZA DECORO  
 FOGLIA  
 (IL PREZZO È LO STESSO)  
 PLEASE SPECIFY WITH OR WITHOUT  
 LEAF DECORATION  
 (THE PRICE IS THE SAME)

POSSIBILITÀ DI FRONTALE DIVERSO  
 DALLA SCOCCA, SPECIFICARE LA  
 FINITURA SCELTA

IN CASE OF FRONT DIFFERENT FROM  
 THE CARCASE CONSIDER THE  
 HIGHER PRICE OF THE CHOSEN  
 FINISH

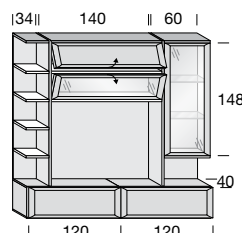
BASE 2 CESTONI, 1 ANTA VETRO,  
 1 VASISTAS VETRO, 1 LIBRERIA,  
 1 RIPIANO  
 BASE UNIT WITH 2 BASKETS, 1 GLASS DOOR,  
 1 GLASS LIFT-UP DOOR, 1 BOOKCASE, 1 SHELF



**PFP1511M**

**6.376**

BASE 2 CESTONI, 1 ANTA VETRO, 1 RIBALTA VETRO, 1 VASISTAS LEGNO, 1 LIBRERIA  
 BASE UNIT WITH 2 BASKETS, 1 GLASS DOOR, 1 GLASS DROP-DOWN DOOR, 1 WOODEN  
 LIFT-UP DOOR, 1 BOOKCASE

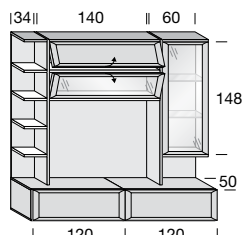


**PFP1521M**

**6.691**

BASE 2 CESTONI, 1 ANTA VETRO, 1 RIBALTA VETRO, 1 VASISTAS LEGNO, 1 LIBRERIA

BASE UNIT WITH 2 BASKETS, 1 GLASS DOOR, 1 GLASS DROP-DOWN DOOR, 1 WOODEN  
 LIFT-UP DOOR, 1 BOOKCASE



**PFP1571M**

**6.775**

# PORTOFINO SISTEMA PARETE - WALL SYSTEM

## COMPOSIZIONI A CATALOGO

## CATALOGUE COMPOSITIONS

POSSIBILITÀ DI FRONTALE DIVERSO DALLA SCOCCA, SPECIFICARE LA FINITURA SCELTA  
IN CASE OF FRONT DIFFERENT FROM THE CARCASE CONSIDER THE HIGHER PRICE OF THE CHOSEN FINISH

Per le composizioni a catalogo delle pareti Portofino: il prezzo di listino indicato è bloccato, applicabile solamente a composizioni come da foto/ disegno riportato.

Qualsiasi modifica delle composizioni proposte comporta l'annullamento di quanto sopra riportato; il prezzo deve essere calcolato sommando ogni singolo elemento.

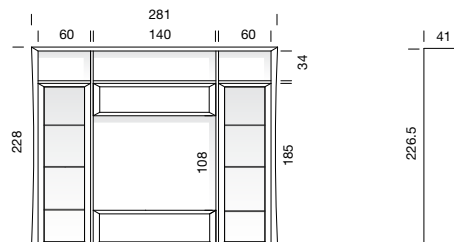
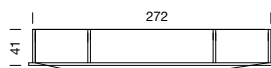
The catalogue wall system compositions of Portofino: have a fixed price applicable only to compositions as shown in the photo or technical drawing.

Any modification of the proposed compositions entails the calculation of the price adding the price of all elements that compose it.

### COMPOSIZIONE 256

#### COMPOSITION 256

PAG. 115 CATALOGO "PROPOSTE ARREDATIVE"  
PAGE 115 "FURNISHING SOLUTIONS" CATALOGUE



NOCE  
FRASSINO

<b>PFP0256K</b>	<b>PREZZO TOTALE COMPOSIZIONE</b> TOTAL PRICE FOR COMPOSITION	<b>6.943</b>
-----------------	--	--------------

- 2 MODULO L 60 CON ANTA VETRO E VANO A GIORNO  
MODULE W 60 WITH GLASS DOOR AND OPEN COMPARTMENT
- 1 MODULO L 140 CON CESTONE E ANTA VASISTAS VETRO  
MODULE W 140 WITH BASKET AND GLASS LIFT-UP DOOR
- 2 DIVISIONE A TERRA H 226,5  
FLOOR-STANDING PARTITION H 226,5
- 2 FIANCO A TERRA H 226,5  
FLOOR-STANDING SIDE PANEL H 226,5
- 1 CORNICE PERIMETRALE H 228  
PERIMETRIC FRAME H 228

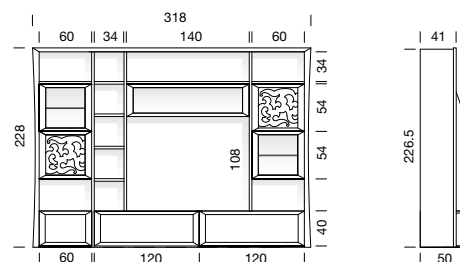
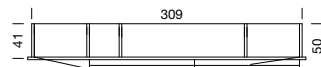


L. W. 281  
H. H. 228  
P. D. 41

### COMPOSIZIONE 258

#### COMPOSITION 258

PAG. 116 CATALOGO "PROPOSTE ARREDATIVE"  
PAGE 116 "FURNISHING SOLUTIONS" CATALOGUE



NOCE  
FRASSINO

<b>PFP0258K</b>	<b>PREZZO TOTALE COMPOSIZIONE</b> TOTAL PRICE FOR COMPOSITION	<b>9.937</b>
-----------------	--	--------------

- 1 MODULO L 60 CON CESTONE, ANTA VETRO E ANTA TRAFORATA  
MODULE W 60 WITH BASKET, GLASS DOOR AND PERFORATED DOOR
- 1 MODULO HOME THEATRE L 240 CON 2 BASI CESTONE, LIBRERIA, VASISTAS VETRO, ANTA TRAFORATA E ANTA VETRO  
HOME THEATRE MODULE W 240 WITH 2 BASE UNITS WITH BASKET, BOOKCASE, GLASS LIFT-UP DOOR, PERFORATED DOOR AND GLAS DOOR
- 1 DIVISIONE A TERRA H 226,5  
FLOOR-STANDING PARTITION H 226,5
- 2 FIANCO A TERRA H 226,5  
FLOOR-STANDING SIDE PANEL H 226,5



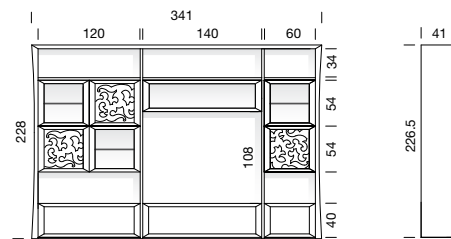
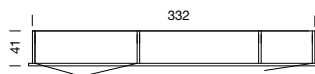
L. W. 318  
H. H. 228  
P. D. 41/50

## COMPOSIZIONI A CATALOGO CATALOGUE COMPOSITIONS

POSSIBILITÀ DI FRONTALE DIVERSO DALLA SCOCCA, SPECIFICARE LA FINITURA SCELTA  
IN CASE OF FRONT DIFFERENT FROM THE CARCASE CONSIDER THE HIGHER PRICE OF THE CHOOSEN FINISH

### COMPOSIZIONE 260 COMPOSITION 260

PAG. 117 CATALOGO "PROPOSTE ARREDATIVE"  
PAGE 117 "FURNISHING SOLUTIONS" CATALOGUE



NOCE  
FRASSINO

PFP0260K

PREZZO TOTALE COMPOSIZIONE  
TOTAL PRICE FOR COMPOSITION

10.056

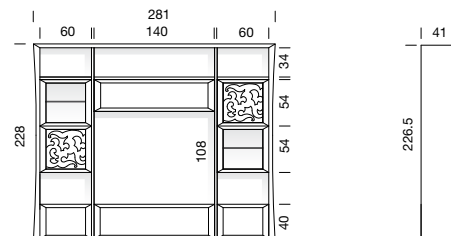
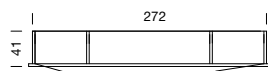
- 1 MODULO L 120 CON CESTONE, 2 ANTE VETRO E 2 TRAFORATE  
MODULE W 120 WITH BASKET, 2 GLASS DOORS AND 2 PERFORATED DOORS
- 1 MODULO L 140 CON CESTONE E ANTA VASISTAS VETRO  
MODULE W 140 WITH BASKET AND GLASS LIFT-UP DOOR
- 1 MODULO L 60 CON CESTONE, ANTA VETRO E ANTA TRAFORATA  
MODULE W 60 WITH BASKET, GLASS DOOR AND PERFORATED DOOR
- 2 DIVISIONE A TERRA H 226,5  
FLOOR-STANDING PARTITION H 226,5
- 2 FIANCO A TERRA H 226,5  
FLOOR-STANDING SIDE PANEL H 226,5
- 1 CORNICE PERIMETRALE H 228  
PERIMETRIC FRAME H 228



L. W. 341  
H. H. 228  
P. D. 41

### COMPOSIZIONE 262 COMPOSITION 262

PAG. 118 CATALOGO "PROPOSTE ARREDATIVE"  
PAGE 118 "FURNISHING SOLUTIONS" CATALOGUE



NOCE  
FRASSINO

PFP0262K

PREZZO TOTALE COMPOSIZIONE  
TOTAL PRICE FOR COMPOSITION

8.679

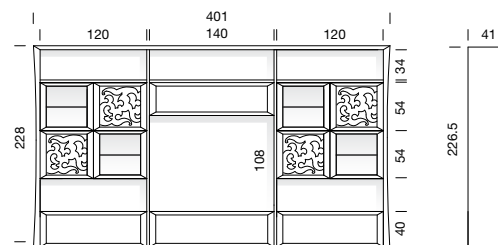

- 2 MODULO L 60 CON CESTONE, ANTA VETRO E ANTA TRAFORATA  
MODULE W 60 WITH BASKET, GLASS DOOR AND PERFORATED DOOR
- 1 MODULO L 140 CON CESTONE E ANTA VASISTAS LEGNO  
MODULE W 140 WITH BASKET AND WOODEN LIFT-UP DOOR
- 2 DIVISIONE A TERRA H 226,5  
FLOOR-STANDING PARTITION H 226,5
- 2 FIANCO A TERRA H 226,5  
FLOOR-STANDING SIDE PANEL H 226,5
- 1 CORNICE PERIMETRALE H 228  
PERIMETRIC FRAME H 228



L. W. 281  
H. H. 228  
P. D. 41

### COMPOSIZIONE 264 COMPOSITION 264

PAG. 119 CATALOGO "PROPOSTE ARREDATIVE"  
PAGE 119 "FURNISHING SOLUTIONS" CATALOGUE



NOCE  
FRASSINO

PFP0264K

PREZZO TOTALE COMPOSIZIONE  
TOTAL PRICE FOR COMPOSITION

11.465

- 2 MODULO L 120 CON CESTONE, 2 ANTE VETRO E 2 TRAFORATE  
MODULE W 120 WITH BASKET, 2 GLASS DOORS AND 2 PERFORATED DOORS
- 1 MODULO L 140 CON CESTONE E ANTA VASISTAS VETRO  
MODULE W 140 WITH BASKET AND GLASS LIFT-UP DOOR
- 2 DIVISIONE A TERRA H 226,5  
FLOOR-STANDING PARTITION H 226,5
- 2 FIANCO A TERRA H 226,5  
FLOOR-STANDING SIDE PANEL H 226,5
- 1 CORNICE PERIMETRALE H 228  
PERIMETRIC FRAME H 228



L. W. 401  
H. H. 228  
P. D. 41

# PORTOFINO SISTEMA PARETE - WALL SYSTEM

## COMPOSIZIONI A CATALOGO

## CATALOGUE COMPOSITIONS

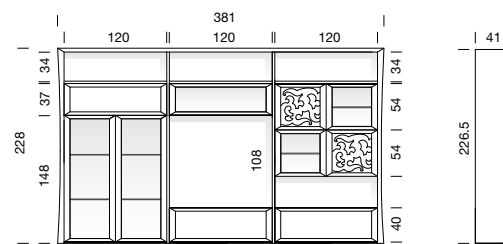
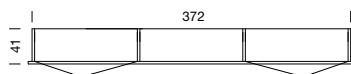
POSSIBILITÀ DI FRONTALE DIVERSO DALLA SCOCCA, SPECIFICARE LA FINITURA SCELTA

IN CASE OF FRONT DIFFERENT FROM THE CARCASE, CONSIDER THE HIGHER PRICE OF THE CHOSEN FINISH

### COMPOSIZIONE 268

#### COMPOSITION 268

PAG. 121 CATALOGO "PROPOSTE ARREDATIVE"  
PAGE 121 "FURNISHING SOLUTIONS" CATALOGUE



NOCE  
FRASSINO

PFP0268K

PREZZO TOTALE COMPOSIZIONE  
TOTAL PRICE FOR COMPOSITION

9.982

- 1 MODULO L 120 CON 2 ANTE VETRO, VASISTAS LEGNO E VANO A GIORNO  
MODULE W 120 WITH 2 GLASS DOORS, WOODEN LIFT-UP DOOR AND OPEN COMPARTMENT
- 1 MODULO L 120 CON CESTONE E ANTA VASISTAS VETRO  
MODULE W 120 WITH BASKET AND GLASS LIFT-UP DOOR
- 1 MODULO L 120 CON CESTONE, 2 ANTE VETRO E 2 TRAFORATE  
MODULE W 120 WITH BASKET, 2 GLASS DOORS 4 AND 2 PERFORATED DOORS
- 2 DIVISIONE A TERRA H 226.5  
FLOOR-STANDING PARTITION H 226.5
- 2 FIANCO A TERRA H 226.5  
FLOOR-STANDING SIDE PANEL H 226.5
- 1 CORNICE PERIMETRALE H 228  
PERIMETRIC FRAME H 228

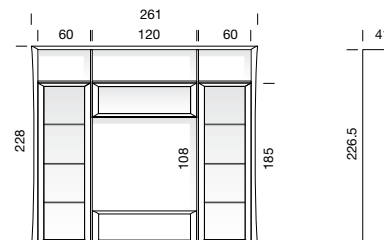



L. W. 381  
H. H. 228  
P. D. 41

### COMPOSIZIONE 201

#### COMPOSITION 201

PAG. 122 CATALOGO "PROPOSTE ARREDATIVE"  
PAGE 122 "FURNISHING SOLUTIONS" CATALOGUE



NOCE  
FRASSINO

PFP0201K

PREZZO TOTALE COMPOSIZIONE  
TOTAL PRICE FOR COMPOSITION

6.477

- 2 MODULO L 60 CON ANTA VETRO E VANO A GIORNO  
MODULE W 60 WITH GLASS DOOR AND OPEN COMPARTMENT
- 1 MODULO L 120 CON ANTA VETRO VASISTAS VETRO E 1 CESTONE  
MODULE W 120 WITH GLASS DOOR, GLASS LIFT-UP DOOR AND BASKET
- 2 FIANCO A TERRA H 226.5  
FLOOR-STANDING SIDE PANEL H 226.5
- 2 DIVISIONE A TERRA H 226.5  
FLOOR-STANDING PARTITION H 226.5
- 1 CORNICE PERIMETRALE H 228  
PERIMETRIC FRAME H 228

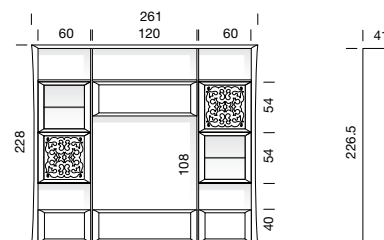



L. W. 261  
H. H. 228  
P. D. 41

### COMPOSIZIONE 208

#### COMPOSITION 208

PAG. 125 CATALOGO "PROPOSTE ARREDATIVE"  
PAGE 125 "FURNISHING SOLUTIONS" CATALOGUE



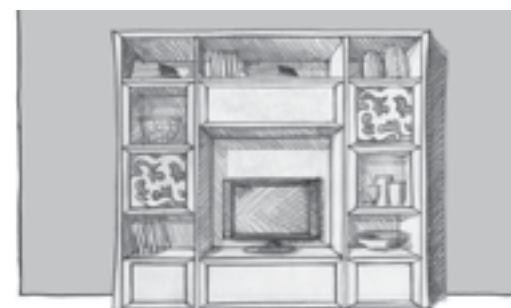
NOCE  
FRASSINO

PFP0208K

PREZZO TOTALE COMPOSIZIONE  
TOTAL PRICE FOR COMPOSITION

8.106

- 2 MODULI L 60 CON CESTONE, ANTA TRAFORATA E ANTA VETRO  
MODULES W 60 WITH BASKET, PERFORATED DOOR AND GLASS DOOR
- 1 MODULO L 120 CON CESTONE E ANTA VASISTAS LEGNO  
MODULE W 120 WITH BASKET AND LIFT-UP WOODEN DOOR
- 2 FIANCO A TERRA H 226.5  
FLOOR-STANDING SIDE PANEL H 226.5
- 2 DIVISIONE A TERRA H 226.5  
FLOOR-STANDING PARTITION H 226.5
- 1 CORNICE PERIMETRALE H 228  
PERIMETRIC FRAME H 228



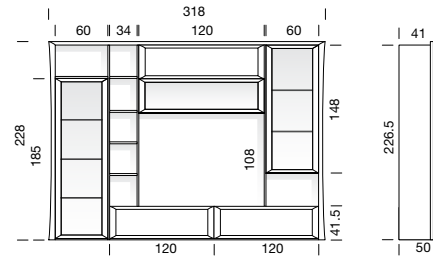
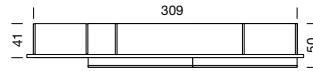
L. W. 261  
H. H. 228  
P. D. 41

## COMPOSIZIONI A CATALOGO CATALOGUE COMPOSITIONS

POSSIBILITÀ DI FRONTALE DIVERSO DALLA SCOCCA, SPECIFICARE LA FINITURA SCELTA  
IN CASE OF FRONT DIFFERENT FROM THE CARCASE CONSIDER THE HIGHER PRICE OF THE CHOOSEN FINISH

### COMPOSIZIONE 212 COMPOSITION 212

PAG. 126 CATALOGO "PROPOSTE ARREDATIVE"  
PAGE 126 "FURNISHING SOLUTIONS" CATALOGUE



NOCE  
FRASSINO

PFP0212K

PREZZO TOTALE COMPOSIZIONE  
TOTAL PRICE FOR COMPOSITION

9.190

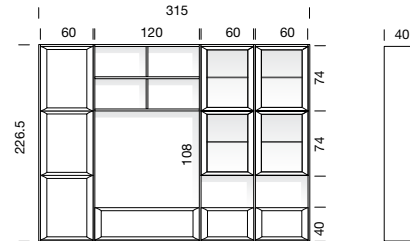

- 1 MODULO L 60 CON ANTA VETRO  
MODULE W 60 WITH GLASS DOOR
- 1 MODULO HOME THEATRE L 240 CON 2 CESTONI, LIBRERIA, VANO TV CON ANTA VASISTAS LEGNO E ANTA RIBALTA VETRO E VANO CON ANTA VETRO  
HOME THEATRE MODULE W 240 WITH 2 BASKETS, BOOKCASE, TV COMP. W 140 WITH LIFT-UP WOODEN DOOR AND GLASS DROP-DOWN DOOR AND COMP. W 60 WITH GLASS DOOR
- 2 FIANCO A TERRA H 226,5  
FLOOR-STANDING SIDE PANEL H 226,5
- 1 DIVISIONE A TERRA H 226,5  
FLOOR-STANDING PARTITION H 226,5
- 1 CORNICE PERIMETRALE H 228  
PERIMETRIC FRAME H 228



L. W. 318  
H. H. 228  
P. D. 41/50

### COMPOSIZIONE 214 COMPOSITION 214

PAG. 127 CATALOGO "PROPOSTE ARREDATIVE"  
PAGE 127 "FURNISHING SOLUTIONS" CATALOGUE



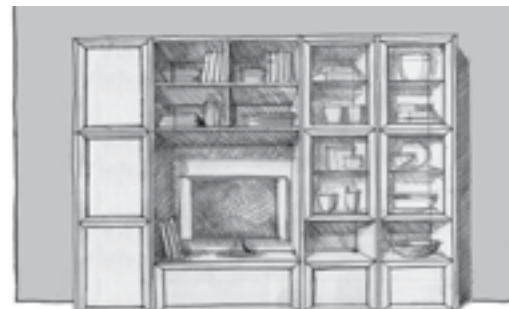
NOCE  
FRASSINO

PFP0214K

PREZZO TOTALE COMPOSIZIONE  
TOTAL PRICE FOR COMPOSITION

9.415

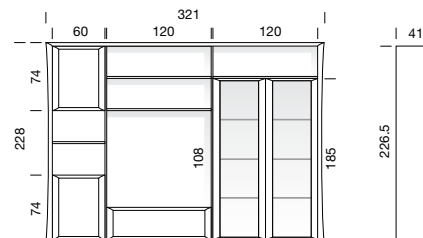
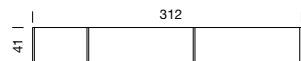
- 1 MODULO L 60 CON 3 ANTE LEGNO  
MODULE W 60 WITH 3 WOODEN DOORS
- 1 MODULO L 120 CON CESTONE E VANI A GIORNO  
MODULE W 120 WITH BASKET AND OPEN COMPART.
- 2 MODULO L 60 CON CESTONE E 2 ANTE VETRO  
MODULE W 60 WITH BASKET AND 2 GLASS DOORS
- 2 FIANCO A TERRA H 226,5  
FLOOR-STANDING SIDE PANEL H 226,5
- 3 DIVISIONE A TERRA H 226,5  
FLOOR-STANDING PARTITION H 226,5



L. W. 315  
H. H. 226.5  
P. D. 40

### COMPOSIZIONE 215 COMPOSITION 215

PAG. 128 CATALOGO "PROPOSTE ARREDATIVE"  
PAGE 128 "FURNISHING SOLUTIONS" CATALOGUE



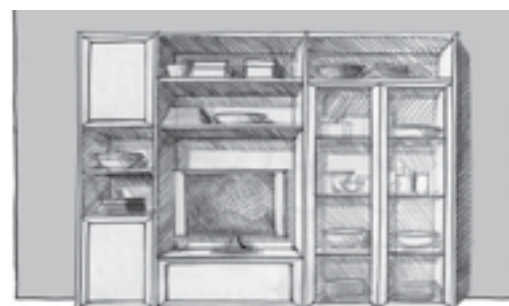
NOCE  
FRASSINO

PFP0215K

PREZZO TOTALE COMPOSIZIONE  
TOTAL PRICE FOR COMPOSITION

7.427

- 1 MODULO L 60 CON 2 ANTE LEGNO  
MODULE W 60 WITH 2 WOODEN DOORS
- 1 MODULO L 120 CON CESTONE E VANI A GIORNO  
MODULE W 120 WITH BASKET AND OPEN COMPART.
- 2 MODULO L 120 CON 2 ANTE VETRO E VANO A GIORNO  
MODULE W 120 WITH 2 GLASS DOORS AND OPEN COMPART.
- 2 FIANCO A TERRA H 226,5  
FLOOR-STANDING SIDE PANEL H 226,5
- 2 DIVISIONE A TERRA H 226,5  
FLOOR-STANDING PARTITION H 226,5



L. W. 321  
H. H. 226.5  
P. D. 41

# PORTOFINO SISTEMA PARETE - WALL SYSTEM

## COMPOSIZIONI A CATALOGO

## CATALOGUE COMPOSITIONS

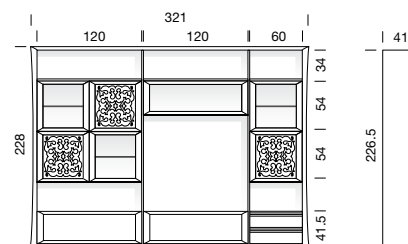
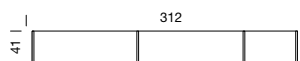
POSSIBILITÀ DI FRONTALE DIVERSO DALLA SCOCCA, SPECIFICARE LA FINITURA SCELTA

IN CASE OF FRONT DIFFERENT FROM THE CARCASE CONSIDER THE HIGHER PRICE OF THE CHOOSEN FINISH

### COMPOSIZIONE 217

#### COMPOSITION 217

PAG. 85 CATALOGO "MODOZINE",  
PAG. 114-115 CATALOGO "PORTOFINO NEW" E  
PAG. 129 CATALOGO "PROPOSTE ARREDATIVE"  
PAGE 85 "MODOZINE",  
PAGE 114-115 "PORTOFINO NEW" AND  
PAGE 129 "FURNISHING SOLUTIONS" CATALOGUE



NOCE  
FRASSINO

PFP0217K

PREZZO TOTALE COMPOSIZIONE  
TOTAL PRICE FOR COMPOSITION

9.555

1	MODULO L 120 CON CESTONE, 2 ANTE TRAFORATE E 2 ANTE VETRO MODULE W 120 WITH BASKET, 2 PERFORATED DOORS AND 2 GLASS DOORS
1	MODULO L 120 CON CESTONE E ANTA VETRO VASISTAS MODULE W 120 WITH BASKET AND GLASS LIFT-UP DOOR
1	MODULO L 60 CON 2 CASSETTI, ANTA VETRO E ANTA TRAFORATA MODULE W 60 WITH 2 DRAWERS, GLASS DOOR AND PERFORATED DOOR
2	FIANCO A TERRA H 226,5 FLOOR-STANDING SIDE PANEL H 226,5
2	DIVISIONE A TERRA H 226,5 FLOOR-STANDING PARTITION H 226,5
1	CORNICE PERIMETRALE H 228 PERIMETRIC FRAME H 228

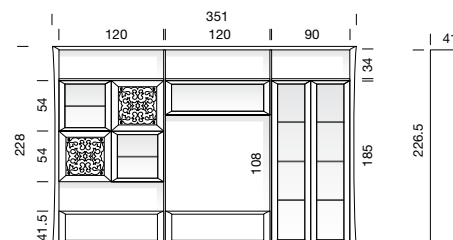



L. W. 321  
H. H. 228  
P. D. 41

### COMPOSIZIONE 218

#### COMPOSITION 218

PAG. 130 CATALOGO "PROPOSTE ARREDATIVE"  
PAGE 130 "FURNISHING SOLUTIONS" CATALOGUE



NOCE  
FRASSINO

PFP0218K

PREZZO TOTALE COMPOSIZIONE  
TOTAL PRICE FOR COMPOSITION

9.314

1	MODULO L 120 CON CESTONE, 2 ANTE TRAFORATE E 2 ANTE VETRO MODULE W 120 WITH BASKET, 2 PERFORATED DOORS AND 2 GLASS DOORS
1	MODULO L 120 CON CESTONE E ANTA VETRO VASISTAS MODULE W 120 WITH BASKET AND GLASS LIFT-UP DOOR
1	MODULO L 90 CON 2 ANTE VETRO MODULE W 90 WITH 2 GLASS DOORS
2	FIANCO A TERRA H 226,5 FLOOR-STANDING SIDE PANEL H 226,5
2	DIVISIONE A TERRA H 226,5 FLOOR-STANDING PARTITION H 226,5
1	CORNICE PERIMETRALE H 228 PERIMETRIC FRAME H 228

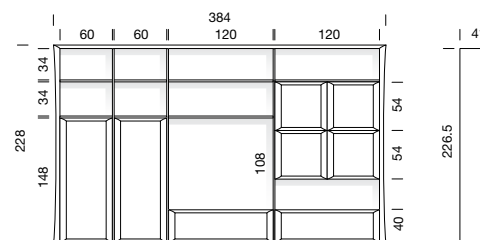



L. W. 351  
H. H. 228  
P. D. 41

### COMPOSIZIONE 222

#### COMPOSITION 222

PAG. 132 CATALOGO "PROPOSTE ARREDATIVE"  
PAGE 132 "FURNISHING SOLUTIONS" CATALOGUE




NOCE  
FRASSINO

PFP0222K

PREZZO TOTALE COMPOSIZIONE  
TOTAL PRICE FOR COMPOSITION

9.712

2	MODULI L 60 CON ANTA LEGNO E VANI A GIORNO MODULES W 60 WITH WOODEN DOOR H 148 AND OPEN COMPART.
1	MODULO L 120 CON CESTONE E VANI A GIORNO MODULE W 120 WITH BASKET AND OPEN COMPART.
1	MODULO L 120 CON 1 CESTONE E 4 ANTE LEGNO MODULE W 120 WITH BASKET AND 4 WOODEN DOORS
2	FIANCO A TERRA H 226,5 FLOOR-STANDING SIDE PANEL H 226,5
3	DIVISIONE A TERRA H 226,5 FLOOR-STANDING PARTITION H 226,5
1	CORNICE PERIMETRALE H 228 PERIMETRIC FRAME H 228



L. W. 384  
H. H. 228  
P. D. 41

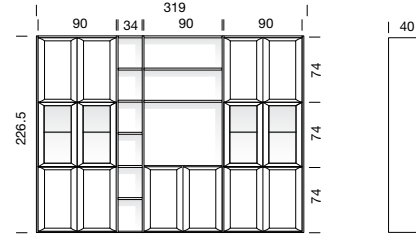
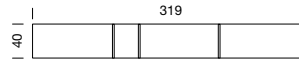
## COMPOSIZIONI A CATALOGO CATALOGUE COMPOSITIONS

POSSIBILITÀ DI FRONTALE DIVERSO DALLA SCOCCA, SPECIFICARE LA FINITURA SCELTA  
IN CASE OF FRONT DIFFERENT FROM THE CARCASE CONSIDER THE HIGHER PRICE OF THE CHOOSEN FINISH

### COMPOSIZIONE 225

#### COMPOSITION 225

PAG. 133 CATALOGO "PROPOSTE ARREDATIVE"  
PAGE 133 "FURNISHING SOLUTIONS" CATALOGUE



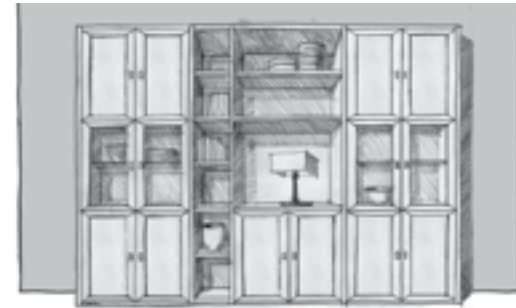
NOCE  
FRASSINO

PFP0225K

PREZZO TOTALE COMPOSIZIONE  
TOTAL PRICE FOR COMPOSITION

9.690

2	MODULO L 90 CON 4 ANTE LEGNO E 2 ANTE VETRO MODULE W 90 WITH 4 WOODEN DOORS AND 2 GLASS DOORS
1	MODULO A GIORNO L 34 OPEN MODULE W 34
1	MODULO L 90 CON 2 ANTE LEGNO E VANI A GIORNO MODULE W 90 WITH 2 WOODEN DOORS AND OPEN COMPART.
2	FIANCO A TERRA H 226.5 FLOOR-STANDING SIDE PANEL H 226.5
3	DIVISIONE A TERRA H 226.5 FLOOR-STANDING PARTITION H 226.5

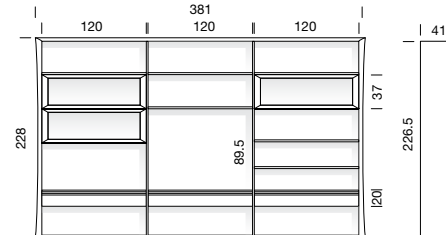



L. W. 319  
H. H. 226.5  
P. D. 40

### COMPOSIZIONE 54

#### COMPOSITION 54

PAG. 112-113 CATALOGO "PORTOFINO NEW"  
PAGE 112-113 NEW "PORTOFINO NEW" CATALOGUE



NOCE  
FRASSINO

PFP0054K

PREZZO TOTALE COMPOSIZIONE  
TOTAL PRICE FOR COMPOSITION

9.285

1	MODULO L 120 CON CASSETTO, ANTA RIBALTA VETRO E ANTA VASISTAS VETRO MODULE W 120 WITH DRAWER, GLASS DROP-DOWN DOOR AND GLASS LIFT-UP DOOR
1	MODULO L 120 CON CASSETTO E 2 RIPIANI MODULE W 120 WITH DRAWER AND 2 SHELVES
1	MODULO L 120 CON CASSETTO, 2 RIPIANI E ANTA VASISTAS VETRO MODULE W 120 WITH DRAWER, 2 SHELVES AND GLASS LIFT-UP DOOR
2	FIANCO A TERRA H 226.5 FLOOR-STANDING SIDE PANEL H 226.5
2	DIVISIONE A TERRA H 226.5 FLOOR-STANDING PARTITION H 226.5
1	CORNICE PERIMETRALE H 228 PERIMETRIC FRAME H 228

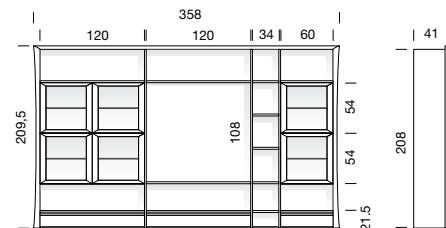
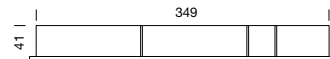


L. W. 381  
H. H. 228  
P. D. 41

### COMPOSIZIONE 55

#### COMPOSITION 55

PAG. 118-119 CATALOGO "PORTOFINO NEW"  
PAGE 118-119 NEW "PORTOFINO NEW" CATALOGUE



NOCE  
FRASSINO

PFP0055K

PREZZO TOTALE COMPOSIZIONE  
TOTAL PRICE FOR COMPOSITION

9.449

1	MODULO L 60 CON 1 CASSETTO E 2 ANTE VETRO MODULE W 60 WITH DRAWER AND 2 GLASS DOORS
1	MODULO A GIORNO L 34 OPEN MODULE W 34
1	MODULO L 120 CON CASSETTO E 2 RIPIANI MODULE W 120 WITH DRAWER AND 2 SHELVES
1	MODULO L 120 CON 1 CASSETTO E 4 ANTE VETRO MODULE W 120 WITH DRAWER AND 4 GLASS DOORS
2	FIANCO A TERRA H 208 FLOOR-STANDING SIDE PANEL H 208
3	DIVISIONE A TERRA H 208 FLOOR-STANDING PARTITION H 208
1	CORNICE PERIMETRALE H 209.5 PERIMETRIC FRAME H 209.5



L. W. 345  
H. H. 209.5  
P. D. 40

# PORTOFINO SISTEMA PARETE - WALL SYSTEM

## COMPOSIZIONI A CATALOGO

## CATALOGUE COMPOSITIONS

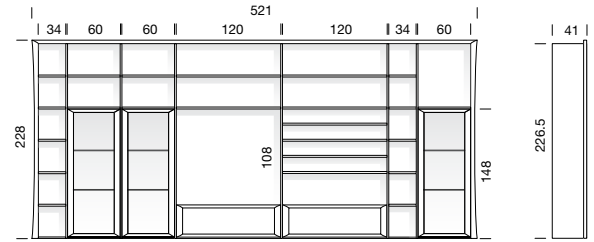

POSSIBILITÀ DI FRONTALE DIVERSO DALLA SCOCCA, SPECIFICARE LA FINITURA SCELTA

IN CASE OF FRONT DIFFERENT FROM THE CARCASE CONSIDER THE HIGHER PRICE OF THE CHOOSEN FINISH

### COMPOSIZIONE 58

### COMPOSITION 58

PAG. 122-123 CATALOGO "PORTOFINO NEW"  
PAGE 122-123 NEW "PORTOFINO NEW" CATALOGUE



NOCE  
FRASSINO

PFP0058K

PREZZO TOTALE COMPOSIZIONE  
TOTAL PRICE FOR COMPOSITION

13.611

2	MODULO A GIORNO L 34 OPEN MODULE W 34
3	MODULO L 60 CON RIPIANO E ANTA VETRO MODULE W 60 WITH SHELF AND GLASS DOOR
1	MODULO L 120 CON CESTONE E 2 RIPIANI MODULE W 120 WITH BASKET AND 2 SHELVES
1	MODULO L 120 CON CESTONE E 6 RIPIANI MODULE W 120 WITH BASKET AND 6 SHELVES
2	FIANCO A TERRA H 226,5 FLOOR-STANDING SIDE PANEL H 226,5
6	DIVISIONE A TERRA H 226,5 FLOOR-STANDING PARTITION H 226,5
1	CORNICE PERIMETRALE H 228 PERIMETRIC FRAME H 228



L. W. 504  
H. H. 228  
P. D. 41





**PREZZI DA APPLICARE PER PRODOTTI FUORI STANDARD O "SU MISURA"**

**COSA SI DEVE INTENDERE PER FUORI STANDARD:**

SI INTENDONO TUTTI I PRODOTTI A LISTINO CON DIMENSIONI INFERIORI RISPETTO A QUANTO ESPOSTO NEL MEDESIMO.

PER TALI PRODOTTI DOVRANNO ESSERE APPLICATE LE SEGUENTI MAGGIORAZIONI:

- + 30 %** RISPETTO AL PREZZO DI LISTINO PER UN SOLO TAGLIO (ES: LARGHEZZA, PROFONDITÀ O ALTEZZA)
- + 40 %** RISPETTO AL PREZZO DI LISTINO SE LE RIDUZIONI SONO DI 2 O 3 TAGLI (ES: LARGHEZZA E PROFONDITÀ O LARGHEZZA E ALTEZZA ECC)

**PER RICHIESTE DI PRODOTTI CON DIMENSIONI SUPERIORI RISPETTO A QUELLE STANDARD DEL LISTINO DEVE ESSERE RICHIESTO IL PREVENTIVO ALL'AZIENDA, IN QUANTO COMPORTA MOLTE VARIABILI.**

**PER MODIFICHE RELATIVE ALLA LUCIDATURA DOVRANNO ESSERE CONSIDERATE LE SEGUENTI MAGGIORAZIONI:**

- + 10 %** PER LACCATO OPACO COPRENTE COLORI DA CAMPIONARIO MODO10
- + 10 %** PER FINITURA VERNICIATA A CAMPIONE

**GLI ORDINI CON MISURE SPECIALI, ACCETTATI DALL'AZIENDA, SI DEVONO RITENERE IRREVOCABILI.**

**SI RICHIEDE INOLTRE PER GLI STESSI UN PAGAMENTO ANTICIPATO ALL'ORDINE PARI AL 30% DELL'IMPORTO DOVUTO.**

**PER CONSEGNE DI IMPORTI INFERIORI A 600 EURO NETTI A MEZZO BIANCHINI SRL, È PREVISTO UN CONTRIBUTO SPESE DI TRASPORTO PARI A 60 EURO.**

**PER CONSEGNE DI IMPORTI INFERIORI A 600 EURO NETTI A MEZZO CORRIERE ESPRESSO, VERRÀ CALCOLATO IL PREZZO DEL CORRIERE**

**PER IMBALLO IN CASSE DI LEGNO CALCOLARE UNA MAGGIORAZIONE SUL PREZZO DI LISTINO DI +15%**

**PRICES FOR OUT OF STANDARD OR "MADE-TO-MEASURE" PRODUCTS**

**WHAT DO YOU MEAN FOR OUT OF STANDARD:**

THIS REFERS TO ALL PRODUCTS IN THE PRICE LIST WITH SMALLER DIMENSIONS THAT THOSE GIVEN.

FOR THESE PRODUCTS THE FOLLOWING SURCHARGES ARE APPLICABLE:

- + 30 %** ON THE LIST PRICE FOR A SINGLE CUTTING OPERATION (E.G. WIDTH, DEPTH OR HEIGHT).
- + 40 %** ON THE LIST PRICE IF THERE ARE 2 OR 3 CUTTING OPERATIONS (E.G. WIDTH AND DEPTH OR WIDTH AND HEIGHT, ETC.)

**FOR PRODUCTS BIGGER THAN STANDARD IN THE PRICE LIST, PLEASE APPLY TO THE COMPANY FOR AN ESTIMATE, AS MANY VARIABLES ARE INVOLVED.**

**FOR POLISHING MODIFICATIONS CONSIDER THE FOLLOWING SURCHARGES:**

- + 10 %** FOR ONE-COAT PAINTED FINISH IN MATT MODO10 SAMPLER
- + 10 %** FOR SAMPLE PAINTED FINISH

**WHEN ORDERS FOR SPECIAL MEASUREMENTS ARE ACCEPTED BY THE COMPANY, THEY ARE IRREVOCABLE.**

**WHEN SUCH ORDERS ARE PLACED AN ADVANCE PAYMENT OF 30% OF THE AMOUNT DUE IS REQUIRED.**

**FOR DELIVERIES AMOUNTING TO LESS THAN 600 EURO (NET PRICE), A 60 EURO CONTRIBUTION TO THE TRANSPORT COSTS IS FORESEEN.**

**FOR DELIVERIES OF AMOUNTS LESS THAN 600 EUROS NET BY EXPRESS COURIER, THE COURIER PRICE WILL BE CALCULATED**

**FOR PACKAGING IN WOODEN CRATES CALCULATE AN INCREASE ON THE LIST PRICE OF + 15%**

## CONDIZIONI GENERALI DI VENDITA

---

VALIDITÀ: IL PRESENTE LISTINO ANNULLA E SOSTITUISCE TUTTI I PRECEDENTI A DECORRE DAL 1° MAGGIO 2022.

LA BIANCHINI S.R.L. SI RISERVA IL DIRITTO DI APPORTARVI IN QUALUNQUE MOMENTO E SENZA PREAVVISO TUTTE LE MODIFICHE CHE SI RENDONO OPPORTUNE, DECLINANDO OGNI RESPONSABILITÀ PER EVENTUALI INESATTEZZE IN ESSO CONTENUTE, SE DERIVANTI DA ERRORI DI STAMPA O TRASCRIZIONE.

I PREZZI, ESPRESI IN EURO SI INTENDONO AL PUBBLICO ESCLUSA IVA.

LE MISURE SONO ESPRESSE IN CM.

I DISEGNI DELLE SCHEDE TECNICHE E DEL LISTINO VENDITA E LE FOTO DELLE COMPOSIZIONI SONO INDICATIVE E NON RAPPRESENTANO L'EFFETTIVA ESTETICA DEL PRODOTTO. LA BIANCHINI S.R.L. SI RISERVA DI MODIFICARE, PER NECESSITÀ TECNICHE O MIGLIORAMENTI, I PRODOTTI SENZA PREAVVISO. NON SARÀ ACCETTATA ALCUNA CONTESTAZIONE PER L'INTERPRETAZIONE DI DISEGNI O PER LE MODIFICHE APPORTATE AD OGNI SINGOLO ELEMENTO.

OGGETTO: L'OGGETTO DELLA FORNITURA E IL PREZZO DELLA STESSA VENGONO ESPRESSAMENTE INDICATI DALLA PRESENTE SCRITTURA. TUTTO QUANTO NON SPECIFICAMENTE INDICATO S'INTENDE ESCLUSO. LA MODIFICA ANCHE DI UNA SOLA VOCE, SALVO PATTO CONTRARIO, FA DECADERE DA OGNI IMPEGNATIVA DI PREZZO ED OGNI VARIAZIONE O AGGIUNTA RISPETTO A QUANTO NOMINATO, SARÀ IN OGNI CASO A CARICO DEL CLIENTE.

ORDINI: GLI ORDINI SONO ACCETTATI SALVO APPROVAZIONE DELL'AZIENDA. LA BIANCHINI S.R.L. AD ORDINE ACCETTATO INVIERÀ UNA CONFERMA D'ORDINE AL CLIENTE. TRASCORSI 5 GIORNI DAL RICEVIMENTO DI QUEST'ULTIMA, L'ORDINE SI RITERRÀ VALIDO IN TUTTE LE SUE PARTI, PERTANTO NON SARANNO PIÙ ACCETTATI ANNULLAMENTI O MODIFICHE.

CONSEGNA: I TERMINI DI CONSEGNA ASSUMONO PER L'AZIENDA VALORE PURAMENTE INDICATIVO E NON VINCOLANTE.

PRODOTTO: I DATI TECNICI RELATIVI AI PRODOTTI RIPORTATI NEL PRESENTE LISTINO SONO PURAMENTE INDICATIVI. LA BIANCHINI S.R.L. SI RISERVA LA FACOLTÀ DI APPORTARE TUTTE LE MODIFICHE CHE RITERRÀ OPPORTUNE E NECESSARIE.

BOX CAMPIONARI: NON DEVE INTENDERSI IN SENSO TASSATIVO, IN QUANTO SUSSISTONO MARGINI DI TOLLERANZA DOVUTI A VARIAZIONI DEL PRODOTTO (COLORI, MATERIALI, MISURE, ECC.) OPPURE PRINCIPALMENTE DA FATTORI AMBIENTALI (UMIDITÀ, LUCE, ECC.).

CARATTERISTICHE DEL PRODOTTO: IL PRINCIPALE COMPONENTE UTILIZZATO NELLA COSTRUZIONE DEGLI ARREDI È IL LEGNO. IL LEGNO ESSENDO UN PRODOTTO NATURALE PUÒ CONTENERE DELLE DIFFORMITÀ DI VENATURA E DI TONALITÀ CHE SONO GARANZIA PROPRIA DEL MATERIALE STESSO E QUINDI NON DEVONO ESSERE INTESI COME DIFETTOSITÀ.

LA BIANCHINI S.R.L. NON GARANTISCE L' UNIFORMITÀ DELLA VENATURA DEL LEGNO E/O DEL COLORE PER MOBILI DI COLLEZIONI DIFFERENTI CHE VENGONO ABBINATI E NON SI ASSUME LA RESPONSABILITÀ DELLE DIFFERENZE CROMATICHE POSSIBILI IN CASO DI ORDINI PER COMPLETAMENTO O SOSTITUZIONE.

CONSISTENZA DELLE PARETI MURARIE: LA TENUTA DEI DISPOSITIVI DI FISSAGGIO È SUBORDINATA ALLA CONSISTENZA DELLE PARETI MURARIE/SOFFITTI/PAVIMENTI A CUI GLI STESSI SONO APPLICATI.

INSTALLAZIONE: È IMPORTANTE CHE VENGA ESEGUITA DA PERSONE REALMENTE COMPETENTI; SI DECLINA OGNI RESPONSABILITÀ PER ERRATI MONTAGGI DA PARTE DEL RIVENDITORE O DI TERZI E PER GLI EVENTUALI DANNI CONSEGUENTI.

NESSUN DANNO DIRETTO O INDIRETTO PUÒ ESSERE RICHIESTO PER MANCATA O RITARDATA CONSEGNA.

TRASPORTO: LA MERCE SE VENDUTA FRANCO FABBRICA VIAGGIA A RISCHIO E PERICOLO DEL CLIENTE MENTRE, SE VENDUTA FRANCO DESTINO, VIAGGIA A RISCHIO E PERICOLO DELL'AZIENDA FIN DOVE ARRIVANO GLI AUTOMEZZI SU SPONDA CAMION. VERRANNO ADDEBITATI GLI EVENTUALI COSTI DI FACCHINAGGIO PER IL POSIZIONAMENTO DELLA MERCE NEL MAGAZZINO DEL CLIENTE.

RECLAMI: I RECLAMI SONO AMMESSI SOLO SE FATTI ENTRO OTTO GIORNI DALLA DATA DI CONSEGNA. TRASCORSO TALE PERIODO L'AZIENDA DECLINA OGNI RESPONSABILITÀ. PER EVENTUALI DANNI CAUSATI ALLA MERCE DURANTE IL TRASPORTO, O COLLI MANCANTI, I RECLAMI DOVRANNO ESSERE MANIFESTATI AL VETTORE AL RICEVIMENTO DELLA MERCE. IL DOCUMENTO DI TRASPORTO FIRMATO AL MOMENTO DELLO SCARICO VALE COME DICHIARAZIONE DI ESATTA CORRISPONDENZA DI QUANTO IN ESSO CONTENUTO.

PAGAMENTI: PER NESSUN MOTIVO ED A NESSUN TITOLO IL CLIENTE PUÒ DIFFERIRE O SOSPENDERE I PAGAMENTI OLTRE LE SCADENZE PATTUITE IN FATTURA; IL MANCATO O RITARDATO PAGAMENTO ANCHE DI UNA SOLA RATA COMPORTERÀ LA DECADENZA DAL BENEFICIO DI TUTTI I TERMINI PATTUITI, RENDENDO IMMEDIATAMENTE ESIGIBILE L'INTERO CREDITO CON L'ADDEBITO DEGLI INTERESSI DI MORA PREVISTI PER LEGGE. IN QUALSIASI FORMA SIA CONVENUTO IL PAGAMENTO, SONO A CARICO DEL CLIENTE TUTTE LE SPESE PER GLI ONERI RELATIVI, COSÌ COME I RISCHI PER FURTI E/O SMARRIMENTI DEI TITOLI DURANTE LA CIRCOLAZIONE POSTALE E/O BANCARIA. GLI EFFETTI SONO DA NOI ACCETTATI SALVO BUON FINE E NON COSTITUISCONO NOVAZIONE DI CREDITO.

RESI: NON SI ACCETTANO RESI DI MERCE SE NON AUTORIZZATI DALL'AZIENDA. I RESI ACCETTATI DALL'AZIENDA DEVONO ESSERE INTEGRI, IMBALLATI E ACCOMPAGNATI DA REGOLARE DOCUMENTO DI TRASPORTO. IL TRASPORTO È A CARICO DEL CLIENTE. I PRODOTTI RESI VENGONO ACCREDITATI ALLO STESSO PREZZO PAGATO IN FATTURA AL MOMENTO DELL'ACQUISTO, ADDEBITANDO LE EVENTUALI PARTI DANNEGGIATE O DIFETTATE. SI PRECISA CHE NON VERRANNO ACCETTATI RESI DI ELEMENTI REALIZZATI SU MISURA.

LEGGE APPLICABILE E FORO COMPETENTE: LE VENDITE SOTTOPOSTE ALLE PRESENTI CONDIZIONI GENERALI SONO REGOLATE DAL DIRITTO ITALIANO, E, OVE APPLICABILE, DALLA CONVENZIONE DI VIENNA DELL'11 APRILE 1980, SULLA VENDITA INTERNAZIONALE. OGNI CONTROVERSIA TRA LE PARTI IN RELAZIONE ALLE VENDITE SARÀ DI COMPETENZA DEL FORO DI VERONA (ITALIA).

## GENERAL CONDITIONS OF SALE

---

VALIDITY: THIS PRICE LIST REPLACES AND REPLACES ALL PREVIOUS ONES STARTING FROM 1° MAY 2022.

BIANCHINI S.R.L. RESERVES THE RIGHT TO MAKE ANY NECESSARY CHANGE AT ANY TIME AND WITHOUT PRIOR NOTICE AND DOES NOT TAKE ANY RESPONSIBILITY FOR ANY INACCURACY WHEN CAUSED BY TYPING OR TRANSCRIPTION ERRORS

PRICES, EXPRESSED IN EUROS ARE INTENDED TO THE PUBLIC EXCLUDED VAT.

DIMENSIONS ARE IN CM.

THE DRAWINGS IN THE TECHNICAL SHEETS AND THE PRICE LIST AS WELL AS THE PHOTOS OF THE COMPOSITIONS ARE INDICATIVE AND DO NOT REPRESENT THE ACTUAL LOOK OF THE PRODUCT. BIANCHINI S.R.L. RESERVES THE RIGHT TO MODIFY THE PRODUCTS, FOR TECHNICAL REASONS OR FOR IMPROVEMENT, WITHOUT PRIOR NOTICE. NO CLAIM SHALL BE ACCEPTED ON THE INTERPRETATION OF DRAWINGS OR ON THE CHANGES MADE TO EACH SINGLE ITEM.

OBJECT: THE GOODS TO BE DELIVERED AND THEIR PRICE ARE EXPRESSLY MENTIONED IN THIS DOCUMENT. ANYTHING THAT IS NOT SPECIFIED SHALL BE UNDERSTOOD AS NOT INCLUDED.  
THE CHANGE OF EVEN ONE SINGLE ITEM, IF NOT AGREED OTHERWISE, SHALL MAKE VOID ANY PRICE AGREEMENT AND EACH SINGLE VARIATION OR ADDITION TO WHAT IS LISTED WILL BE IN ANY CASE CHARGED TO THE CUSTOMER.

ORDERS: ORDERS ARE ACCEPTED ONLY ON APPROVAL BY THE COMPANY. AFTER ACCEPTING THE ORDER, BIANCHINI S.R.L. WILL SEND A CONFIRMATION OF ORDER TO THE CUSTOMER. AFTER 5 DAYS FROM RECEPTION OF THE CONFIRMATION OF ORDER, THE ORDER WILL BE CONSIDERED VALID IN ALL ITS PARTS AND THEREFORE NON CANCELLATIONS OR CHANGES WILL BE ACCEPTED ANY LONGER.

DELIVERY: THE DELIVERY TERM IS MERELY INDICATIVE FOR THE COMPANY AND IS NOT BINDING.

PRODUCT: THE TECHNICAL DATA CONCERNING THE PRODUCTS AND PROVIDED IN THIS PRICE LIST ARE MERELY INDICATIVE.  
BIANCHINI S.R.L. RESERVES THE RIGHT TO MAKE ANY CHANGE IT WILL CONSIDER APPROPRIATE AND NECESSARY.

SAMPLES BOX: IT SHALL NOT BE UNDERSTOOD IN ABSOLUTE TERMS SINCE THERE ARE TOLERANCES LINKED TO SLIGHT DIFFERENCES IN THE PRODUCTS – COLOURS, MATERIALS, SIZE, ETC. – OR MAINLY DUE TO ENVIRONMENTAL FACTORS SUCH AS HUMIDITY, LIGHT, ETC.

PRODUCT CHARACTERISTICS: THE MAIN MATERIAL USED TO MAKE THE FURNITURE IS WOOD. WOOD IS A NATURAL PRODUCT AND THEREFORE CAN SHOW DIFFERENT GRAINS AND COLOUR SHADES THAT ARE A GUARANTEE OF THE MATERIAL AND MUST NOT BE CONSIDERED AS DEFECTS.

BIANCHINI S.R.L. DOES NOT GUARANTEE UNIFORM WOOD GRAIN AND/OR COLOUR FOR FURNITURE UNITS BELONGING TO DIFFERENT COLLECTIONS AND THAT ARE PUT IN THE SAME COMPOSITION. MOREOVER, IT DOES NOT TAKE ANY RESPONSIBILITY FOR DIFFERENCES IN COLOUR THAT CAN EMERGE IN CASE OF ORDERS MADE TO COMPLETE A COMPOSITION OR TO REPLAC AN ITEM.

COMPACTNESS OF WALLS: THE HOLD OF THE FASTENING DEVICES DEPENDS ON THE COMPACTNESS OF WALLS/CEILINGS/FLOORS TO WHICH THE DEVICES ARE APPLIED.

INSTALLATION: IT IS IMPORTANT THAT THE ASSEMBLY IS PERFORMED BY SKILLED PERSONNEL. NO LIABILITY IS TAKEN FOR WRONG ASSEMBLY BY THE DEALER OR THIRD PARTIES AND FOR ANY DAMAGE DERIVING FROM IT.

NO DIRECT OR INDIRECT DAMAGE CLAIM CAN BE RAISED FOR LATE OR NO DELIVERY.

TRASPORT: WHEN THE GOODS ARE DELIVERED EX WORKS, THE TRANSPORT RISKS ARE BORNE BY THE CUSTOMER. WHEN THE GOODS ARE DELIVERED FREE AT DESTINATION, THE TRANSPORT RISKS ARE BORNE BY THE COMPANY UP TO THE POINT WHERE THE TRUCK CAN REACH. ANY COSTS FOR UNLOADING AND POSITIONING THE GOODS IN THE CUSTOMER'S WAREHOUSE WILL BE CHARGED TO THE CUSTOMER.

COMPLAINTS: CLAIMS ARE POSSIBLE ONLY IF RAISED WITHIN EIGHT DAYS FROM THE DATE OF DELIVERY.  
AFTER THE EXPIRATION OF THIS TERM, THE COMPANY SHALL NOT TAKE ANY LIABILITY.  
IN CASE OF DAMAGE CAUSED TO THE GOODS DURING TRANSPORTATION OR FOR MISSING ITEMS, CLAIMS SHALL BE RAISED TO THE CARRIER WHEN RECEIVING THE GOODS. THE TRASNPOR DOCUMENT THAT SHALL BE SIGNED WHEN UNLOADING THE GOODS AND SHALL BE CONSIDERED AS A DECLARATION THAT THE GOODS EXACTLY CORRESPOND TO WHAT IS LISTED ON THE DOCUMENT.

PAYMENTS: FOR NO REASON THE CUSTOMER HAS THE RIGHT TO DELAY OR SUSPEND PAYMENTS BEYOND THE TERMS AGREED IN THE INVOICE.  
THE DELAYED PAYMENT OR NON-PAYMENT OF EVEN ONE SINGLE INSTALMENT SHALL CAUSE THE LOSS OF ELIGIBILITY TO THE CONDITIONS AGREED AND THE ENTIRE AMOUNT SHALL BE IMMEDIATELY PAYABLE WITH THE ADDITION OF THE LATE PAYMENT INTERESTS ENVISAGED BY THE LAW.  
IRRESPECTIVE OF THE TYPE OF PAYMENT AGREED, ALL COSTS AND RELATED BURDENS ARE BORNE BY THE CUSTOMER AS WELL AS THE RISK OF THEFT AND/OR LOSS OF THE TITLES WHEN IN THE POST AND/OR BANK CIRCUIT.  
BANKER'S DRAFTS ARE ACCEPTED SUBJECT TO COLLECTION AND ARE NOT CONSIDERED AS A RENEWAL OF CREDIT.

RETURNS: THE GOODS CANNOT BE RETURNED WITHOUT COMPANY AUTHORISATION.  
RETURNED GOODS AUTHORISED BY THE COMPANY SHALL BE UNDAMAGED, PACKED AND ACCOMPANIED BY THE TRANSPORT DOCUMENT ENVISAGED BY THE LAW.  
THE TRANSPORT SHALL BE CHARGED TO THE CUSTOMER.  
RETURNED GOODS ARE REIMBURSED AT THE SAME PRICE FEATURING IN THE SALE INVOICE.  
THE COSTS RELATED TO ANY DAMAGED OR DEFECT PARTS SHALL BE CHARGED TO THE CUSTOMER. MADE-TO-MEASURE ITEMS CANNOT BE RETURNED.

APPLICABLE LAW AND COMPETENT JURISDICTION: THE SALES REGULATED BY THESE GENERAL CONDITIONS ARE GOVERNED BY THE ITALIAN LAW AND, WHERE APPLICABLE, BY THE VIENNA CONVENTION OF 11 APRIL 1980 ON INTERNATIONAL SALES. ANY DISPUTE BETWEEN THE PARTIES CONCERNING THE SALES WILL BE UNDER THE JURISDICTION OF THE COURT OF VERONA (ITALY).





modo10<sup>®</sup>  
ITALIA

## MODO 10

VIA G. AMENDOLA, 25 37052 CASALEONE (VR) ITALIA

PHONE +39.0442.333219 FAX +39.0442.330694

www.modo10.it

modo@modo10.it

MARCHIO DI PROPRIETÀ: BIANCHINI S.R.L.



Materiali certificati e garantiti dal marchio VERO LEGNO.

All materials are certified and guaranteed by the VERO LEGNO (real wood) trademark.

FOLLOW US:



Le foto devono essere considerate come indicative e non costituiscono impegno per il produttore e/o Distributore. Per ragioni tecniche il produttore si riserva di modificare le caratteristiche dei prodotti senza preavviso.


The pictures are to be considered as illustrative only and are not binding for the Manufacturer and/or the Distributor. For technical reasons, the Manufacturer reserves the right to modify the characteristics of the products without previous notice.

TESSUTI E PELLI  
FABRICS AND LEATHER


ECOPELLE | ECOLEATHER H. 140 | 69% PVC, 10% CO, 20% PES, 1% PU | Senza ftalati - phthalate free | PVC made in Italy, ignifugo classe (11M) - Made in Italy PVC, fire resistant class (11M) CAT. A



ECONABUK MADE IN ITALY H. 140 | 55% POL, 35% PU, 10% CO | Idrorepellente, facile da pulire - Water repellent, easy to clean CAT. A



VELLUTO | VELVET MADE IN ITALY H. 140 | 100% PL accoppiato cotone | Idrorepellente - Water repellent | CAT. B



LINO | LINEN MADE IN ITALY H. 140 | 100% LI | Prelavato - Prewashed | CAT. B



PELLE | LEATHER MADE IN ITALY CAT. C

